



# MEDIA GUIDE

# LET'S **RUN** TOGETHER

October 9, 2011



**WORLD MARATHON MAJORS**  
BOSTON LONDON BERLIN CHICAGO NEW YORK



# MEDIA INFO & FAST FACTS

# LET'S **SRUN** TOGETHER

October 9, 2011



**WORLD MARATHON MAJORS**  
BOSTON LONDON BERLIN CHICAGO NEW YORK

**MEDIA INFO AND EVENT HEADLINES**

Important Media Information..... 2  
 Race Week Media Center ..... 3  
 Race Week Itinerary ..... 5  
 Bank of America Chicago Marathon Health & Fitness Expo ..... 7  
 Quick Facts ..... 8  
 US Trust Elite Development Program ..... 11  
 2011 Top Storylines ..... 12  
 2011 Prize Purse ..... 14  
 2011 Time Bonuses..... 15  
 Participant Demographics ..... 16  
 Participants by Country/Territory ..... 18  
 Participants by State by State of Origin ..... 25  
 Pace Chart..... 27

**Miscellaneous Information**

Why 26.2 Miles?..... 11  
 Fastest Over Five ..... 17  
 Looking For Local Story Angles? ..... 24  
 If a Sprinter Ran the Marathon ..... 29  
 Debutante Ball..... 102  
 Taking It In Stride ..... 108  
 To The Moon! ..... 125  
 Chicago Named World Best..... 120  
 How Long is 26.2 Miles? ..... 158  
 Chicago Gets Top Prize ..... 179  
 Under Four ½ Hours..... 207  
 Toughest Race to Three-peat ..... 229  
 Lunch at 4:30 A.M.? ..... 242  
 Street Cred ..... 246  
 International Flavor ..... 253

**IMPORTANT MEDIA INFORMATION**

**Media Contacts:**

**Robin Monsky**

Director of Media Relations  
Bank of America Chicago Marathon  
1.312.992.6630  
robin.monsky@cemevent.com

**Diane Wagner**

Senior VP, Media Relations  
Bank of America  
1.312.992.2370  
diane.wagner@bankofamerica.com

**Jeremy Borling**

Director of Communications  
Bank of America Chicago Marathon  
1.312.446.0183  
jeremy.borling@bankofamerica.com

**Alex Sawyer**

Communications Coordinator  
Bank of America Chicago Marathon  
1.312.909.3817  
alex.sawyer@bankofamerica.com

**RACE WEEKEND MEDIA CENTER**

**Hilton Chicago**  
**720 S. Michigan Ave.**  
**Continental Ballroom**  
**Chicago, IL**

Phone: 1.312.294.6708  
Fax: 1.312.294.6706

**Media Center Hours of Operation / Press Conference Schedule**

**Thursday, October 6**

Media Center Hours	10 a.m. - 6 p.m.
Kick-Off Press Conference	11:30 a.m.

**Friday, October 7**

Media Center Hours	9 a.m. - 6 p.m.
Elite Athlete Press Conference	10:30 a.m.

**Saturday, October 8**

Media Center Hours	9 a.m. - 4 p.m.
Media Availability with Race Director and Medical Director	3 p.m.

**Sunday, October 9**

Media Center Hours	6 a.m. - 4 p.m.
Champions' Press Conference	Following race
Post-Race Media Availability with Race Director	approx 11:30 a.m.
Post-Event Media Availability with Race Director and Medical Director	2:30 p.m.

**Media Center Press Services**

**News, Announcements and Press Releases:**

News, information and race results will be available in the Media Center throughout race weekend and online at [chicagomarathon.com](http://chicagomarathon.com). Photos will be made available upon request.

**Media Dining:**

Beverages and snack service will be provided throughout race weekend. Lunch will be served following the Thursday, October 7 press conference. Breakfast and lunch will be served in the Continental Ballroom on race day, Sunday, October 9.

**Operational Services:**

Wireless internet and modems will be available in the Media Center for members of the working press beginning Thursday, October 6 through Sunday, October 9. A web-based tracking system will be available on Sunday to monitor split timing for the elite race. Internet connectivity is required for viewing. To access in-race timing, follow the instructions below:

1. Log on to [www.chicagomarathon.com/press](http://www.chicagomarathon.com/press) (be sure to type in "www")
2. Enter user name: `chicago`
3. Enter password: `pressroom`

**Interviews:**

Elite athletes will be available for interviews on Friday, October 7 following the 10:30 a.m. press conference. Additionally, each elite athlete will be made available for one hour in the press room for one-on-ones and small cluster interviews on Thursday, afternoon October 6, Friday afternoon, October 7, and Saturday morning, October 8. The schedule of appearances will be distributed race week. Please submit any specific interview requests to the Media Relations team prior to the Friday press conference to confirm time with athletes. No interviews will be permitted at the start or finish lines on race day with any media outlet except Bank of America Chicago Marathon broadcast partners. The men's and women's champions, other top finishers and Executive Race Director Carey Pinkowski will be available to the media following the race in the Media Center.

**Race Day Services:**

- The NBC 5 broadcast will air live in the Media Center on race day from 7 to 11 a.m.
- Direct feeds of the men’s and women’s races will accompany the live broadcast in the Media Center to provide complete, uninterrupted coverage of both races.
- A web link will be provided in the Media Center to track the leader board during the race including mile and 5K split times for the top athletes.
- Compilation reports and an analysis packet will be distributed shortly after the completion of the race in the Media Center.
- The top three finishers in both the men’s and women’s races will address the media in the Media Center following the completion of the race. Additional interviews with athletes will be available upon request. Please submit those requests before the finish of the race.
- On race day, Executive Race Director Carey Pinkowski will offer a brief address at approximately 11:30 a.m. in the Media Center. At 2:30 p.m. both Pinkowski and Medical Director Dr. George Chiampas will offer a report from the day’s events and be available for questions from the media.

**Post-Race Photos, News and Downloadable Results:**

Downloadable results, news and photos from the 2011 Bank of America Chicago Marathon will be available following the race.

News releases, updates, split times and downloadable results can be accessed by visiting the Press Center at [chicagomarathon.com](http://chicagomarathon.com). High-resolution photos will be made available upon request.

Downloadable results can be accessed by following these directions after the conclusion of the elite race:

1. Visit [www.chicagomarathon.com/press](http://www.chicagomarathon.com/press) (be sure to type in “www”)
2. Enter user name: **chicago**
3. Enter password: **pressroom**
4. Search results by category (e.g. city, state, country)

If you have any trouble with the website or downloadable results, see a member of the Media Relations team for assistance.

*This media guide was compiled by Robin Monsky, Jeremy Borling and Alex Sawyer based on information available on September 26, 2011 with special assistance from Nathalie Maltez and Alison Sheehy. Results and records provided by Marty Post and Ken Young.*

**RACE WEEKEND ITINERARY**

**Thursday, October 6**

10 a.m. – 6 p.m.	Media Center Hours (Hilton Chicago, Continental Ballroom)
11:30 a.m.	2011 Bank of America Chicago Marathon Kick-Off Press Conference (Hilton Chicago, Continental Ballroom)
12 p.m.	Media Luncheon (Hilton Chicago, Continental Ballroom)
2:00 – 5 p.m.	Elite Athlete Cluster Interviews (Hilton Chicago, Continental Ballroom)

**Friday, October 7**

9 a.m. – 6 p.m.	Media Center Hours (Hilton Chicago, Continental Ballroom)
9 a.m. – 8 p.m.	Bank of America Chicago Marathon Health & Fitness Expo (McCormick Place, Lakeside Center)
10:30 – 11:30 a.m..	Elite Athlete Press Conference (Hilton Chicago, Continental Ballroom)
2:00 – 5 p.m.	Elite Athlete Cluster Interviews (Hilton Chicago, Continental Ballroom)

**Saturday, October 8**

9 a.m. – 4 p.m.	Media Center Hours (Hilton Chicago, Continental Ballroom)
9 a.m. – 6 p.m.	Bank of America Chicago Marathon Health & Fitness Expo (McCormick Place, Lakeside Center)
11 a.m. – 2 p.m.	Elite Athlete Cluster Interviews (Hilton Chicago, Continental Ballroom)
12 – 1:30 p.m.	Let’s Run Together Charity Relay Appearance at the Bank of America Chicago Marathon Health & Fitness Expo (McCormick Place, Lakeside Center)
4:30 – 9 p.m.	Hilton Pasta Dinner (Hilton Chicago, International Ballroom)

**Sunday, October 9 – Race Day**

6 a.m. – 4 p.m.	Media Center Hours (Hilton Chicago, Continental Ballroom)
7 – 11 a.m.	670 The Score Sports Radio 670 Live Broadcast

## RACE WEEK ITINERARY

7 – 11 a.m.	NBC 5 Live Broadcast
7:20 a.m.	Wheelchair Start
7:21 a.m.	Handcycle Start
7:30 a.m.	Marathon Start
7:40 a.m.	Nike Northside/South Side Challenge Start (Boys) (28 <sup>th</sup> St. & Michigan Ave.)
7:50 a.m.	Nike Northside/Southside Challenge Start (Girls)
7:53 a.m.	Nike Northside/Southside Challenge Finish (Boys)
8:05 a.m.	Nike Northside/Southside Challenge Finish (Girls)
8:40 a.m.	Nike Northside/Southside Challenge Awards Presentation
8:50 a.m.	Approximate Wheelchair Men's Champion Finish
9:10 a.m.	Approximate Wheelchair Women's Champion Finish
9:35 a.m.	Approximate Marathon Men's Champion Finish
9:50 a.m.	Approximate Marathon Women's Champion Finish
10 a.m.	Following Race Champions' Press Conference (Media Center) - start time approximate
10 a.m. – 3 p.m.	27 <sup>th</sup> Mile Post-Race Party (Grant Park, Butler Field)

## HEALTH & FITNESS EXPO

### BANK OF AMERICA CHICAGO MARATHON HEALTH & FITNESS EXPO

The Bank of America Chicago Marathon Health & Fitness Expo annually hosts more than 175 exhibitors featuring the newest designs in running footwear, gear and accessories, as well as the latest developments in sports, fitness and nutrition and welcomes more than 125,000 visitors. The Health & Fitness Expo is the location for Participant Packet Pick-Up for all 45,000 Marathon participants. Held at Chicago's McCormick Place, the two-day Expo is free and open to the public.

#### Location

McCormick Place Convention Center  
Lakeside Center, Hall D  
2301 S. Lake Shore Drive.  
Chicago, IL

#### Hours/Package Pick-Up

Friday, October 7	9 a.m. – 8 p.m.
Saturday, October 8	9 a.m. – 6 p.m.

*For a full list of exhibitors please go to [www.chicagomarathon.com/expovendors](http://www.chicagomarathon.com/expovendors).*

## QUICK FACTS

### QUICK FACTS

#### 2010 Champions

##### Marathon

Men: Sammy Wanjiru, KEN, 2:06:24

Women: Liliya Shobukhova, RUS, 2:20:25

##### Wheelchair

Men: Heinz Frei, SUI, 1:26:56

Women: Amanda McGrory, USA, 1:47:25

#### Marathon Records

##### Event - Marathon

Men: Sammy Wanjiru, KEN, 2:05:41 (2009)

Women: Paula Radcliffe, GBR, 2:17:18 (2002)

##### Event - Wheelchair

Men: Heinz Frei, SUI, 1:26:56 (2010)

Women: Ann Walters, USA, 1:44:29 (1992)

#### World Records Set in Chicago

##### Men

Khalid Khannouchi, MAR, 2:05:42 (1999)

Steve Jones, GBR, 2:08:05 (1984)

##### Women

Paula Radcliffe, GBR, 2:17:18 (2002)

Catherine Ndereba, KEN, 2:18:47 (2001)

#### American Records Set in Chicago

##### Men

Khalid Khannouchi, 2:07:01 (2002)

##### Women

Joan Benoit Samuelson, 2:21:21 (1985)

#### Weather History

Chicago Weather History for October 9\*

Sunrise: 6:56 a.m.

Sunset: 6:19 p.m.

Average High: 68°F

Average Low: 49°F

Mean: 58°F

## QUICK FACTS

Record High: 85°F (1942)

Record Low: 34°F (1964)

*\*According to weather.com*

#### Chicago Race Day Temperature Extremes

Highest Race Day Temperature	October 7, 2007	89° F
Lowest Race Day Temperature	October 30, 1988	21° F
Highest Race Day Humidity	October 26, 1986	90%
Record High for Month of October	October 6, 1963	94° F
Record Low for Month of October	October 25, 1887	14° F

Average Wind Speed for Month of October: 10.1 mph from due south

Average Humidity for Month of October: 69.5%

October has an average of 7 clear days, 8.75 partly cloudy days and 14.7 cloudy days. An average of 2.71 inches of rain fall in the month.

#### Miscellaneous Race Day Weather Notes

Last Race Day with snow:	October 31, 1993	
Last Race Day with rain:	October 22, 2006	
Last Race Day with strong winds:	October 15, 1995	
Last Race Day with unseasonable heat:	October 10, 2010	84° F
Last Race Day with unseasonable cold:	October 31, 1993	25° F (12° F wind-chill)
Last Race Day with high heat & high humidity:	October 7, 2007	89° F & 73% humidity

#### Chicago Marathon by the Numbers

##### People

Registered Participants .....	45,000
Marathon Finishers since 1977.....	511,041
Anticipated Expo Attendees .....	125,000
Race Day Volunteers.....	12,000+
Medical Personnel.....	900
Security Personnel .....	300
Course Marshals .....	350
Massage Therapists.....	400
Media Credentials.....	500
Estimated Spectators (along the course) .....	1.7 million
International Runners.....	7,261

## QUICK FACTS

Charity Runners .....	10,000
Nike Pace Team Leaders.....	100

### Geography

Official Chicago Neighborhoods (on course) .....	29
Countries Represented .....	106
States Represented .....	50

### Runner Food and Beverages

Aid Stations .....	20
Gatorade Endurance Formula.....	48,250 gallons
CLIF mini Builder's Bars.....	45,000
Water.....	58,420 gallons
Bananas .....	64,000
Crackers/Bread (individual bags).....	37,000
Cookies .....	30,000
Pretzels (individual bags) .....	42,000

### Charity Program

Charity Teams .....	160+
Charity Dollars Raised in 2010 .....	\$12 million
Charity Dollars Raised since 2002 .....	\$70+ million

### Other Materials

Official Programs .....	75,000
Spectator Guides .....	120,000
Rally Cards .....	30,000
Street Pole Banners .....	630
Participant Bags .....	45,000
Finisher Medals .....	45,000
Safety Pins .....	200,000
Volunteer Uniforms .....	12,000+
Bank of America Chicago Marathon Nike Technical Shirts .....	45,000

## US TRUST ELITE DEVELOPMENT PROGRAM

### US TRUST ELITE DEVELOPMENT PROGRAM

The Bank of America Chicago Marathon created the US Trust Elite Development Program (formerly the “Top 100”) as a way to recognize the fastest amateur athletes on the local, regional and national levels, making the Chicago Marathon a destination race for the best amateur runners in the U.S. The program’s incentives and structure highlight the Chicago Marathon’s ongoing commitment to developing and supporting top American talent.

More than 1,000 athletes have been a part of this program since its inception in 2006, and the Chicago Marathon stands out as one of the premier marathons for runners hoping to qualify for the U.S. Olympic Trials Marathon.

This year, the Chicago Marathon is offering the following U.S. Olympic Trials qualifying bonuses: \$2,500 for sub 2:19 (men’s qualifying standard), \$2,500 for sub 2:39 (women’s “A” standard) and \$1,000 for sub 2:46 (women’s “B” standard).

*Please go to [www.chicagomarathon.com/elitedevelopment](http://www.chicagomarathon.com/elitedevelopment) for further information and a list of runners competing this year as part of the US Trust Elite Development Program.*

### Why 26.2 Miles?

Most people assume that the marathon distance of 26.2 miles represents is the distance the Greek messenger Pheidippedes ran from Marathon to Athens to announce a Greek Victory over the Persian army, but that’s not exactly true. When the marathon was first introduced in the inaugural Olympic Games in 1896, the race was 40 kilometers—the actual distance between the two cities. However, the distance was changed in 1908 when the Olympics were held in London, England. Race organizers originally set the start in downtown Windsor but subsequently moved it to the lawn of Windsor Castle so the royal family could watch the start from their front porch. The finish line however remained the same so the race became 26 miles and 385 feet, the distance from the royal lawn to the finish line in the Olympic Stadium. It has stayed that length ever since.

## TOP STORYLINES

### Olympian Task

The 2011 Bank of America Chicago Marathon is uniquely positioned to impact the make-up of national marathon teams for the 2012 Olympic Games in London. For example, the Russian Olympic Federation will select its Olympic marathon team based on the two fastest times run by Russian athletes between September 1 and December 31, 2011. With its flat, fast course, Chicago offers the perfect opportunity to post times for others to chase.

For elite wheelchair racers, the 2011 Bank of America Chicago Marathon was selected by the United States Olympic Committee (USOC) – Paralympic Division to serve as an automatic qualifier for the 2012 Paralympic Games. The top two American finishers (male and female) with the National Team “A” Standard will represent Team USA in London next summer. The Bank of America Chicago Marathon is the only marathon in the country selected to guarantee placement on the U.S. Paralympic Track & Field Team this year—and the first ever to be so designated.

A host of other international athletes from Australia, Brazil, China, Columbia, Ethiopia, France, Ireland, Kenya and Japan seek to make positive impressions on their nations’ Olympic selection committees on Chicago’s historically record-making course.

### Going for Three in a Row in 2011

Two-time defending Bank of America Chicago Marathon champion Liliya Shobukhova will compete for her third straight victory, a feat that has never before been accomplished at Chicago’s fall classic. See the blue box on page 229 for more details.

### Hall of Fame

After posting a personal best 2:04:58 at the Boston Marathon in April, Californian Ryan Hall is a threat to take down the American marathon record of 2:05:38 held by Khalid Khannouchi, as well as the Chicago course record of 2:05:41 held by Kenya’s Sammy Wanjiru. Hall’s time of 2:04:58 is not recognized as the American record due to the Boston Marathon’s point-to-point course layout and elevation drop of greater than one meter per kilometer.

### Let’s Run Together

This year’s Bank of America Chicago Marathon theme, “Let’s Run Together,” celebrates the partnerships, connections and support systems that come together each year to successfully stage this world-class event. For every one of the thousands of runners who stride across the city, there is an amazingly complex network of public and private teamwork behind the scenes that helps each athlete cross the finish line.

### Relaying the Message about Charity

U.S. Soccer stars Hope Solo, Abby Wambach and Alex Morgan will participate in the 2011 Bank of America Chicago Marathon as part of a charitable relay team. The World Cup trio will be joined by 13 relay team members who will run approximately two miles apiece to cover the 26.2-mile distance. Bank of America will donate \$5,000 to each of the relay team members’ charity of choice.

The “Let’s Run Together” Relay is part of a larger charitable effort that has raised more than \$70 million since 2002 for local, national and global causes. This year, 10,000 charity runners will run the Bank of America Chicago Marathon on behalf of 160 non-profit organizations.

### \$170 Million and Counting

The Bank of America Chicago Marathon is a boon for the local economy, attracting participants from more than 100 countries and all 50 states who travel to Chicago and fill hotel rooms and restaurants each Columbus Day Weekend. According to the annual University of Illinois at Urbana-Champaign’s Regional Economics Applications Laboratory (R.E.A.L.) report, the 2010 Chicago Marathon contributed nearly \$170 million in economic impact to Chicago, a \$20 million increase over the previous year.

## 2011 PRIZE PURSE

### 2011 BANK OF AMERICA CHICAGO MARATHON PRIZE PURSE

#### Open Division Men/Women - \$200,000 each

1 <sup>st</sup> .....	\$100,000
2 <sup>nd</sup> .....	\$50,000
3 <sup>rd</sup> .....	\$25,000
4 <sup>th</sup> .....	\$15,000
5 <sup>th</sup> .....	\$10,000

#### American Development Bonuses Men/Women - \$26,000 each

1 <sup>st</sup> .....	\$10,000
2 <sup>nd</sup> .....	\$7,500
3 <sup>rd</sup> .....	\$5,000
4 <sup>th</sup> .....	\$2,500
5 <sup>th</sup> .....	\$1,000

#### Wheelchair Division Men/Women - \$11,250 each

1 <sup>st</sup> .....	\$5,000
2 <sup>nd</sup> .....	\$2,500
3 <sup>rd</sup> .....	\$1,500
4 <sup>th</sup> .....	\$1,250
5 <sup>th</sup> .....	\$1,000

#### Masters Division Men/Women - \$7,500 each

1 <sup>st</sup> .....	\$2,500
2 <sup>nd</sup> .....	\$2,000
3 <sup>rd</sup> .....	\$1,500
4 <sup>th</sup> .....	\$1,000
5 <sup>th</sup> .....	\$500

#### Illinois Open Division Men/Women - \$5,250

1 <sup>st</sup> .....	\$2,000
2 <sup>nd</sup> .....	\$1,500
3 <sup>rd</sup> .....	\$1,000
4 <sup>th</sup> .....	\$500
5 <sup>th</sup> .....	\$250

Total:..... \$500,000

## 2011 TIME BONUSES

### 2011 TIME BONUSES

#### Open Division Men (noncumulative)

Course Record: 2:05:41.....	\$50,000
Sub 2:06:00.....	\$40,000
Sub 2:06:30.....	\$30,000
Sub 2:07:00.....	\$20,000
Sub 2:08:00.....	\$10,000

#### Open Division Women (noncumulative)

Course Record: 2:17:18 .....	\$50,000
Sub 2:20:00 .....	\$40,000
Sub 2:21:00.....	\$30,000
Sub 2:22:00 .....	\$20,000
Sub 2:24:00.....	\$10,000

#### American Development Men (noncumulative)

Sub 2:19:00	\$2,500
-------------	---------

*Note: There is no "B" qualifying standard for men*

#### American Development Women (noncumulative)

Sub 2:39:00	"A" Standard	\$2,500
Sub 2:46:00	"B" Standard	\$1,000

**PARTICIPANT DEMOGRAPHICS**

**2011 Male/Female Breakdowns by Age Group**

(Percentages are of entire fields, due to rounding, totals may not equal 100%)

Gender	Description	Total	Gender	Description	Total
F	19 and under	246	M	19 and under	223
F	20 to 24	1,882	M	20 to 24	1,509
F	25 to 29	4,638	M	25 to 29	3,851
F	30 to 34	3,682	M	30 to 34	4,259
F	35 to 39	3,081	M	35 to 39	4,125
F	40 to 44	2,747	M	40 to 44	4,157
F	45 to 49	1,790	M	45 to 49	3,017
F	50 to 54	988	M	50 to 54	2,099
F	55 to 59	431	M	55 to 59	1,183
F	60 to 64	171	M	60 to 64	579
F	65 to 69	35	M	65 to 69	198
F	70 to 74	12	M	70 to 74	72
F	75 to 79	4	M	75 to 79	16
F	80 and older	1	M	80 and older	4
Total		19,708 (43.8%)	Total		25,292 (56.2%)

Average Overall Age.....37.1

**19-year Marathon Registration History**

Year	Registrants
1990	7,957
1991	7,513
1992	8,214
1993	6,941
1994	10,021
1995	10,802
1996	10,925
1997	16,372
1998	20,063
1999	29,256
2000	33,171
2001*	37,500
2002	37,500

2003#	40,000
2005	40,000
2006	40,000
2007+	45,000
2008	45,000
2009	45,000
2010	45,000
2011	45,000

\* participant cap established at 37,500

# participant cap increased 40,000

+ participant cap increased to 45,000

**Fastest Over Five**

The Bank of America Chicago Marathon figures prominently into the list of athletes who have produced the fastest average times over five marathons.

**Men**

- 2:04:56.4 Haile Gebreselasie (ETH)
- 2:05:45.4 Tsegay Kebede (ETH)
- 2:05:50.2 Samuel Wanjiru (KEN) - Two at Chicago
- 2:06:07.9 Emanuel Mutai (KEN)
- 2:06:16.2 Khalid Khannouchi (MAR/USA) - Three at Chicago

**Women**

- 2:18:03.5 Paula Radcliffe (GBR) - One at Chicago
- 2:20:10.6 Catherine Ndereba (KEN) - Three at Chicago
- 2:21:42.4 Chun-xiu Zhou (CHN)
- 2:21:47.0 Naoko Takahashi (JPN)
- 2:22:02.2 Tegla Loroupe (KEN)

## PARTICIPANTS BY COUNTRY/TERRITORY

### PARTICIPANTS BY COUNTRY/TERRITORY

Country	2011	2010	2009	2008	2007	2006	2005	2004	2003	2002	2001
Afghanistan	-	-	-	-	-	-	-	-	1	-	-
Albania	2	1	1	-	1	3	-	1	-	-	-
Algeria	-	-	-	-	-	-	-	1	-	1	2
American Samoa	-	-	-	-	-	-	-	2	-	-	-
Andorra	2	1	-	-	-	1	-	-	-	-	-
Angola	1	1	-	-	-	-	-	-	-	-	-
Anguilla	-	-	-	-	-	-	1	-	-	-	-
Antigua & Barbuda	3	3	1	1	2	-	-	2	-	-	-
Argentina	53	48	39	44	47	46	38	34	27	16	40
Armenia	-	1	-	-	1	-	-	1	-	-	-
Aruba	-	-	2	-	-	-	-	-	-	-	-
Australia	87	66	66	72	67	76	53	50	44	35	21
Austria	44	26	38	31	34	87	54	62	35	45	62
Azerbaijan	-	-	-	1	-	-	-	-	-	-	-
Bahamas	3	10	9	5	4	7	6	17	4	21	20
Bahrain	-	-	-	-	-	-	1	1	-	-	-
Bangladesh	-	1	1	1	-	-	1	1	-	-	-
Barbados	19	2	2	-	-	-	-	-	-	-	-
Belarus	1	2	2	-	-	-	-	-	-	-	-
Belgium	66	82	62	21	57	60	35	22	32	11	7
Belize	-	-	1	2	1	-	-	1	1	-	-
Benin	-	-	-	1	1	-	-	-	-	-	-
Bermuda	10	18	12	21	11	5	14	26	6	1	4
Bogota	-	-	-	-	-	1	-	-	-	-	-
Bolivia	3	2	3	3	-	2	2	5	2	-	4
Bosnia/Herzegovina	1	-	-	-	1	3	1	1	-	-	1
Botswana	-	-	-	3	-	-	-	-	-	-	-
Bouvet Island	-	-	-	-	-	1	-	-	-	-	-
Brazil	317	356	291	330	412	476	325	251	225	148	160
British Indian Ocean Terr.	-	-	-	-	1	1	-	-	-	-	-

## PARTICIPANTS BY COUNTRY/TERRITORY

Country	2011	2010	2009	2008	2007	2006	2005	2004	2003	2002	2001
British West Indies	-	-	-	-	-	-	-	-	-	-	2
Brunei Darussalam	-	-	-	-	-	-	-	1	-	-	-
Bulgaria	3	4	4	2	4	7	5	5	2	2	-
Burundi	-	-	1	1	-	-	-	-	-	-	-
Cameroon	-	-	-	1	-	1	1	1	-	-	-
Canada	1,250	1,092	997	873	1,104	1,294	1,133	979	901	939	777
Cape Verde	-	-	-	-	-	-	-	1	-	1	-
Cayman Islands	18	13	11	4	1	1	2	1	5	11	2
Cent. African Rep.	-	-	-	-	-	1	-	-	-	-	-
Chile	136	62	50	57	150	63	21	51	64	29	5
China	29	32	32	17	27	27	15	24	11	4	3
Chinese Taipei	5	7	3	9	-	-	-	-	-	-	-
Colombia	89	110	89	82	26	69	86	86	71	70	64
Congo	-	-	-	-	-	-	1	1	-	-	-
Costa Rica	236	124	145	81	119	80	104	83	81	83	68
Croatia	2	-	1	-	2	2	2	-	1	1	1
Cuba	-	-	-	1	-	1	1	1	-	1	-
Cyprus	2	-	-	-	-	-	1	1	1	-	-
Czech Republic	17	7	4	2	6	9	5	8	3	5	1
Denmark	-	135	66	59	55	52	23	21	22	10	9
Dominican Republic	-	14	48	10	7	25	13	15	-	10	13
Ecuador	-	91	57	12	76	53	37	41	52	31	15
Egypt	-	1	1	1	-	-	1	2	-	1	-
El Salvador	-	6	3	2	5	5	3	-	3	2	-
Eritrea	1	1	-	-	1	1	2	2	-	-	-
Estonia	6	1	-	1	3	-	-	1	-	1	-
Ethiopia	3	2	-	-	3	2	5	5	5	7	1
Fiji	-	-	1	1	-	-	-	-	-	-	-
Finland	19	7	5	17	4	15	3	9	8	7	3
France	395	301	339	359	409	383	361	295	201	223	353
French Polynesia	9	-	-	-	4	16	-	-	-	-	-
Gabon	-	-	1	1	1	-	1	-	-	-	-

## PARTICIPANTS BY COUNTRY/TERRITORY

Country	2011	2010	2009	2008	2007	2006	2005	2004	2003	2002	2001
Gambia	-	-	-	-	-	1	-	-	-	-	-
Georgia	1	-	1	1	1	1	-	-	-	-	-
Germany	240	280	296	268	320	306	273	256	185	200	163
Ghana	-	1	-	-	3	3	2	1	-	1	-
Gibraltar	-	1	-	-	1	-	-	-	-	2	2
Greece	24	4	1	1	5	9	3	3	2	1	1
Greenland	-	-	2	-	-	-	-	-	-	-	-
Grenada	-	-	-	-	1	1	-	-	1	-	-
Guadalupe	1	-	2	1	-	1	-	-	-	-	-
Guam	-	2	-	-	1	1	-	-	-	-	-
Guatemala	174	80	106	57	83	32	44	21	10	19	10
Guyana	-	-	-	-	1	1	1	2	-	-	-
Haiti	1	1	3	2	3	5	4	4	-	-	-
Honduras	2	1	5	1	1	4	5	1	4	2	-
Hong Kong	16	6	10	8	1	6	7	8	5	1	-
Hungary	6	6	8	5	3	-	-	-	-	-	-
Iceland	36	18	7	8	2	6	1	1	1	-	2
India	136	97	132	189	243	260	190	103	60	29	10
Indonesia	7	2	1	2	3	6	2	1	1	2	-
Iran	-	-	2	2	5	3	-	-	-	4	-
Iraq	-	-	-	-	-	1	3	3	-	-	-
Ireland	102	105	249	117	106	142	96	95	83	44	30
Israel	6	11	5	9	7	19	11	5	10	6	9
Italy	173	168	183	95	89	119	57	34	53	30	33
Jamaica	5	15	1	1	5	5	3	7	19	3	-
Japan	242	241	192	175	190	119	116	179	89	77	4
Jordan	-	-	1	-	1	2	4	1	-	-	-
Kazakhstan	2	2	-	-	1	-	1	-	-	-	-
Kenya	4	5	10	7	3	9	25	23	25	11	13
Kiribati	-	-	-	-	1	-	-	-	-	-	-
Korea	81	42	-	-	-	-	-	-	-	-	4
Korea, Dem. Peop. Rep.	-	-	3	2	-	-	-	-	1	-	-
Korea, Republic of	-	-	56	39	-	-	-	-	15	-	-
Kuwait	-	1	-	-	-	-	-	-	-	-	-

## PARTICIPANTS BY COUNTRY/TERRITORY

Country	2011	2010	2009	2008	2007	2006	2005	2004	2003	2002	2001
Kyrgyzstan	-	-	-	-	-	-	-	-	1	-	-
Latvia	3	-	-	3	-	1	2	4	4	-	-
Lau People's Dem. Rep	-	-	-	-	1	-	-	-	-	-	-
Lebanon	4	-	-	-	-	5	-	2	3	3	-
Lesotho	-	-	-	-	-	-	-	-	-	-	-
Liberia	-	-	-	-	1	3	1	-	2	-	-
Lithuania	12	20	13	4	11	8	3	1	6	2	1
Luxembourg	3	-	2	1	4	3	3	-	3	16	6
Macau	1	2	-	-	-	1	-	1	-	-	-
Macedonia	-	1	1	-	-	1	-	-	2	2	3
Malaysia	-	10	5	5	5	6	2	5	4	5	-
Maldives	-	-	-	-	1	-	-	-	-	-	-
Mali	-	-	-	-	1	-	-	-	-	-	-
Malta	1	2	-	-	-	-	-	-	-	-	-
Mauritius	-	-	-	1	1	1	1	1	-	-	-
Mayotte	-	-	-	-	-	1	-	-	-	-	-
Mexico	1,495	1,475	1,108	1,209	2,129	1,267	919	861	741	648	557
Micronesia	-	-	-	-	-	2	-	-	1	-	-
Moldova	-	-	1	1	3	1	-	-	-	-	-
Monaco	1	1	-	1	1	-	1	1	-	-	-
Mongolia	-	-	1	1	-	-	-	-	-	-	-
Morocco	1	2	8	4	1	6	4	6	2	4	9
Myanmar	-	-	-	-	-	-	-	1	-	-	-
Namibia	-	-	1	-	1	1	-	-	-	-	-
Nepal	1	-	-	1	1	1	6	1	2	-	-
Netherlands	84	80	34	210	137	109	138	94	49	25	41
Netherlands Antilles	-	-	-	-	-	1	1	-	-	-	-
New Caledonia	1	-	-	-	-	-	-	1	-	-	-
New Zealand	17	23	16	9	38	32	41	29	24	15	5
Nicaragua	2	3	3	-	3	1	1	-	2	3	-
Niger	-	-	1	-	1	-	-	-	-	-	-
Nigeria	3	6	7	6	7	6	7	9	8	13	-
Norway	20	14	18	18	5	8	8	7	7	3	2
Oman	-	1	-	-	-	-	-	-	-	-	-

## PARTICIPANTS BY COUNTRY/TERRITORY

Country	2011	2010	2009	2008	2007	2006	2005	2004	2003	2002	2001
Pakistan	3	3	2	2	9	14	6	7	4	2	1
Panama	32	38	31	12	25	7	13	6	-	2	-
Paraguay	2	1	-	-	1	1	-	3	-	2	1
Peru	36	23	13	26	130	19	22	75	10	16	2
Philippines	33	43	34	31	46	59	38	26	18	11	8
Poland	61	39	50	27	61	38	48	53	40	53	15
Portugal	10	25	25	1	7	20	9	4	6	-	2
Puerto Rico	71	99	82	60	99	57	137	13	6	-	-
Qatar	-	1	1	-	-	-	1	-	-	1	-
Rep. of China (Taiwan)	-	-	-	-	4	5	-	-	2	-	-
Reunion	-	1	-	-	2	-	-	-	-	-	-
Romania	3	11	13	10	8	13	10	7	10	2	-
Russian Federation	8	17	7	6	14	14	18	21	11	8	2
Rwanda	-	-	-	-	-	-	-	-	-	1	-
Saint Kitts and Nevis	-	-	-	-	-	1	-	-	-	-	-
Saint Lucia	-	-	-	-	-	1	-	-	-	1	-
Saint Pierre and Miquelon	-	-	-	1	-	-	6	-	-	-	-
Saudi Arabia	1	-	-	-	-	-	1	-	-	-	-
Scotland	-	-	-	-	-	-	-	-	-	-	-
Senegal	-	-	-	-	-	-	-	1	-	-	-
Serbia and Montenegro	-	2	1	2	3	-	4	-	-	-	-
Sierra Leone	-	-	-	-	1	10	-	-	-	-	-
Singapore	12	8	13	20	26	21	8	9	8	7	2
Slovakia	11	3	3	2	-	7	2	-	3	4	4
Slovenia	6	4	1	2	-	-	2	7	1	-	-
South Africa	43	36	28	16	28	57	47	42	44	30	3
South Georgia & South Sandwich Isl.	-	-	-	-	-	-	-	1	-	-	-
South Korea	-	-	-	-	57	30	41	42	33	20	11
Spain	160	159	93	58	41	30	41	42	33	20	11
Sri Lanka	-	3	1	2	3	1	-	2	2	-	-

## PARTICIPANTS BY COUNTRY/TERRITORY

Country	2011	2010	2009	2008	2007	2006	2005	2004	2003	2002	2001
St. Helena	-	-	-	-	-	-	-	1	-	-	-
Sudan	-	-	-	-	-	-	-	1	2	-	-
Suriname	-	-	-	-	-	-	1	1	-	-	-
Svalbard & Jan Mayen	-	-	-	-	1	-	-	-	-	-	-
Sweden	44	53	27	29	32	33	36	30	20	16	12
Switzerland	56	58	79	37	61	55	61	56	43	47	43
Syria	-	-	-	-	2	1	1	-	1	-	-
Syrian Arab Rep.	-	-	-	-	-	-	-	-	-	-	-
Tajikistan	-	-	-	-	-	-	-	1	-	-	-
Tanzania	-	-	-	-	-	1	1	-	5	-	2
Thailand	10	5	6	2	3	3	3	11	2	5	-
Togo	-	-	1	-	-	1	1	-	-	-	-
Trinidad & Tobago	6	3	7	3	6	4	2	2	6	4	-
Tunisia	-	-	-	-	-	1	-	-	-	-	-
Turkey	7	10	5	6	12	6	10	5	5	3	-
Turks & Caicos Islands	-	-	1	-	-	1	-	-	-	1	-
Uganda	1	1	2	3	6	-	1	-	1	1	-
Ukraine	4	5	9	6	2	1	2	7	2	-	1
United Arab Emirates	4	2	6	1	2	1	1	-	-	2	-
United Kingdom	589	626	626	768	817	1,026	789	643	1,288	846	211
United States Minor Outlying Islands	-	15	16	-	-	-	-	-	-	-	-
Uruguay	22	2	14	5	16	22	4	7	9	4	12
Uzbekistan	-	2	1	1	3	9	-	5	-	1	-
Vanuatu	-	-	2	-	1	3	1	1	-	1	-
Vatican City	-	-	-	-	1	3	-	-	-	-	-
Venezuela	119	253	125	189	111	52	89	46	40	37	45
Vietnam	-	-	1	-	2	2	89	46	40	37	-
Virgin Islands (British)	3	-	11	1	1	1	2	1	1	-	1

## PARTICIPANTS BY COUNTRY/TERRITORY

Country	2011	2010	2009	2008	2007	2006	2005	2004	2003	2002	2001
Wallis and Futuna	-	-	-	-	1	-	-	-	-	-	-
West Indies	-	-	-	-	-	-	-	-	-	-	-
Yemen	-	-	-	-	-	-	-	-	-	-	-
Yugoslavia	-	-	-	-	-	-	-	1	4	3	-
Zambia	-	-	-	1	-	-	1	2	-	-	-
Zimbabwe	-	2	2	5	4	1	1	2	2	-	-
<b>Total Countries</b>	<b>106</b>	<b>106</b>	<b>114</b>	<b>105</b>	<b>119</b>	<b>123</b>	<b>110</b>	<b>113</b>	<b>90</b>	<b>88</b>	<b>64</b>
<b>Total International Participants</b>	<b>7,296</b>	<b>6,913</b>	<b>6,232</b>	<b>5,991</b>	<b>7,827</b>	<b>7,048</b>	<b>5,809</b>	<b>5,065</b>	<b>4,862</b>	<b>4,028</b>	<b>3,242</b>

### Looking for Local Story Angles?

Year in and year out, the Bank of America Chicago Marathon could not be staged without the hundreds of volunteers and community groups that dedicate their time and energy in support of the race. Volunteers organize water stations and cheer zones along the course, hand out Participant Packets and T-shirts at the Bank of America Chicago Marathon Health & Fitness Expo, and perform countless other roles that provide for an amazing race weekend experience for 45,000 runners. For a look at our many volunteer groups, please go to [www.chicagomarathon.com/volunteergroups](http://www.chicagomarathon.com/volunteergroups).

## PARTICIPANTS BY STATE OF ORIGIN

### PARTICIPANTS BY STATE OF ORIGIN

State	2011	2010	2009	2008	2007	2006	2005	2004	2003	2002	2001
Alabama	129	95	159	148	145	163	135	174	168	235	142
Alaska	57	23	54	29	36	46	40	39	35	46	22
Arizona	162	152	158	176	191	127	208	147	172	121	184
Arkansas	90	135	106	85	118	70	121	134	85	208	100
California	1131	1,155	1,042	1,218	1,210	1,168	1,252	1,337	1,407	1,377	1,387
Colorado	567	533	570	607	735	596	826	762	795	795	696
Connecticut	196	171	197	184	188	180	165	177	162	140	162
Delaware	27	25	31	45	39	24	30	15	28	24	15
Florida	962	939	989	1,030	1,185	948	937	960	934	1,004	945
Georgia	502	487	604	688	646	782	823	855	914	971	857
Hawaii	19	39	21	26	25	34	14	16	20	14	21
Idaho	48	23	41	37	35	33	35	39	32	24	25
Illinois	19233	19,408	19,172	20,973	18,084	13,910	13,670	13,904	15,010	13,133	14,209
Indiana	1654	1,628	1,605	1,627	1,409	1,487	1,524	1,629	1,819	1,680	1,525
Iowa	785	729	982	720	581	509	656	668	679	583	753
Kansas	301	300	352	363	361	372	418	496	479	421	473
Kentucky	297	339	344	312	209	371	345	407	361	441	314
Louisiana	57	77	112	71	99	75	113	128	95	97	120
Maine	41	39	44	25	32	35	32	26	34	42	33
Maryland	292	284	253	285	283	291	337	293	249	294	257
Massachusetts	791	755	840	812	858	946	883	822	814	695	707
Michigan	1518	1,647	1,628	1,733	1,513	1,506	1,793	1,963	2,105	1,998	1,796
Minnesota	537	545	609	629	564	692	654	703	716	740	590
Mississippi	56	48	64	459	222	118	120	85	50	51	36
Missouri	647	796	1,010	1,047	926	1,019	1,195	1,317	1,366	1,213	1,091
Montana	41	22	27	31	28	29	16	23	41	23	21
Nebraska	184	169	191	193	162	204	204	224	229	229	214
Nevada	60	36	36	39	64	38	34	28	36	44	31
New Hampshire	79	64	56	177	71	100	93	85	64	97	67
New Jersey	322	349	280	330	364	270	337	307	345	293	348
New Mexico	69	69	65	55	56	79	48	68	69	75	64
New York	1170	1,242	1,058	1,184	1,095	994	1,091	1,020	927	885	963
North Carolina	433	445	482	464	415	476	533	513	559	555	472
North Dakota	39	16	21	12	27	13	24	14	21	35	28

## PARTICIPANTS BY STATE OF ORIGIN

State	2011	2010	2009	2008	2007	2006	2005	2004	2003	2002	2001
Ohio	805	791	930	865	778	989	1,144	1,141	1,287	1,256	1,151
Oklahoma	135	136	95	123	98	78	106	111	137	165	105
Oregon	150	106	112	99	100	104	88	91	97	70	73
Pennsylvania	354	392	322	408	365	430	393	373	388	393	401
Rhode Island	22	49	32	47	33	36	44	33	36	39	29
South Carolina	123	181	136	170	147	143	141	166	119	139	152
South Dakota	43	49	47	22	30	31	30	30	40	28	28
Tennessee	282	305	374	278	280	303	357	396	448	561	492
Texas	1080	1,264	1,136	991	1,076	959	978	1,069	1,096	1,101	1,037
Utah	57	66	47	56	27	63	62	40	48	35	43
Vermont	23	30	67	27	38	32	32	27	30	33	36
Virginia	421	366	453	441	435	489	481	440	427	407	448
West Virginia	299	22	34	20	37	27	31	28	26	9	24
Washington	228	240	247	245	236	224	205	234	220	187	167
Washington DC	34	150	172	190	156	177	174	141	147	159	152
Wisconsin	1142	1,136	1,340	1,276	1,169	1,171	205	1,393	1,474	1,366	1,232
Wyoming	10	20	21	14	11	20	15	18	15	159	152
<b>Total U.S. Participants</b>	<b>37,704</b>	<b>38,087</b>	<b>38,768</b>	<b>41,026</b>	<b>36,992</b>	<b>32,981</b>	<b>33,192</b>	<b>35,019</b>	<b>36,855</b>	<b>33,790</b>	<b>34,390</b>

## PACE CHART - MILES

### PACE CHART - MILES

Mile	5Mi	10Mi	Half	15Mi	20Mi	25Mi	Mara
4:40	23:20	46:40	1:01:11	1:10:00	1:33:20	1:56:40	2:02:21
4:42	23:30	47:00	1:01:37	1:10:30	1:34:00	1:57:30	2:03:14
4:44	23:40	47:20	1:02:03	1:11:00	1:34:40	1:58:20	2:04:06
4:46	23:50	47:40	1:02:29	1:11:30	1:35:20	1:59:10	2:04:59
4:48	24:00	48:00	1:02:56	1:12:00	1:36:00	1:60:00	2:05:51
4:50	24:10	48:20	1:03:22	1:12:30	1:36:40	2:00:50	2:06:43
4:52	24:20	48:40	1:03:48	1:13:00	1:37:20	2:01:40	2:07:36
4:54	24:30	49:00	1:04:14	1:13:30	1:38:00	2:02:30	2:08:28
4:56	24:40	49:20	1:04:40	1:14:00	1:38:40	2:03:20	2:09:21
4:58	24:50	49:40	1:05:07	1:14:30	1:39:20	2:04:10	2:10:13
5:00	25:00	50:00	1:05:33	1:15:00	1:40:00	2:05:00	2:11:06
5:02	25:10	50:20	1:05:59	1:15:30	1:40:40	2:05:50	2:11:58
5:04	25:20	50:40	1:06:25	1:16:00	1:41:20	2:06:40	2:12:50
5:06	25:30	51:00	1:06:51	1:16:30	1:42:00	2:07:30	2:13:43
5:08	25:40	51:20	1:07:18	1:17:00	1:42:40	2:08:20	2:14:35
5:10	25:50	51:40	1:07:44	1:17:30	1:43:20	2:09:10	2:15:28
5:12	26:00	52:00	1:08:10	1:18:00	1:44:00	2:10:00	2:16:20
5:14	26:10	52:20	1:08:36	1:18:30	1:44:40	2:10:50	2:17:13
5:16	26:20	52:40	1:09:03	1:19:00	1:45:20	2:11:40	2:18:05
5:18	26:30	53:00	1:09:29	1:19:30	1:46:00	2:12:30	2:18:58
5:20	26:40	53:20	1:09:55	1:20:00	1:46:40	2:13:20	2:19:50
5:22	26:50	53:40	1:10:21	1:20:30	1:47:20	2:14:10	2:20:42
5:24	27:00	54:00	1:10:47	1:21:00	1:48:00	2:15:00	2:21:35
5:26	27:10	54:20	1:11:14	1:21:30	1:48:40	2:15:50	2:22:27
5:28	27:20	54:40	1:11:40	1:22:00	1:49:20	2:16:40	2:23:20
5:30	27:30	55:00	1:12:06	1:22:30	1:50:00	2:17:30	2:24:12
5:32	27:40	55:20	1:12:32	1:23:00	1:50:40	2:18:20	2:25:05
5:34	27:50	55:40	1:12:59	1:23:30	1:51:20	2:19:10	2:25:57
5:36	28:00	56:00	1:13:25	1:24:00	1:52:00	2:20:00	2:26:49
5:38	28:10	56:20	1:13:51	1:24:30	1:52:40	2:20:50	2:27:42
5:40	28:20	56:40	1:14:17	1:25:00	1:53:20	2:21:40	2:28:34
5:42	28:30	57:00	1:14:43	1:25:30	1:54:00	2:22:30	2:29:27
5:44	28:40	57:20	1:15:10	1:26:00	1:54:40	2:23:20	2:30:19
5:46	28:50	57:40	1:15:36	1:26:30	1:55:20	2:24:10	2:31:12

## PACE CHART - KILOMETERS

### PACE CHART – KILOMETERS

1Km	5M	10Km	15Km	20Km	Half	25Km	30Km	35Km	40Km	Mara
2:54	..14:30	.. 29:00	.. 43:30	.. 58:00	..... 1:01:11	. 1:12:30	. 1:27:00	.. 1:41:30	.. 1:56:00	.. 2:02:22
2:55	..14:35	.. 29:10	.. 43:45	.. 58:20	..... 1:01:32	. 1:12:55	. 1:27:30	.. 1:42:05	.. 1:56:40	.. 2:03:04
2:56	..14:40	.. 29:20	.. 44:00	.. 58:40	..... 1:01:53	. 1:13:20	. 1:28:00	.. 1:42:40	.. 1:57:20	.. 2:03:46
2:57	..14:45	.. 29:30	.. 44:15	.. 59:00	..... 1:02:14	. 1:13:45	. 1:28:30	.. 1:43:15	.. 1:58:00	.. 2:04:29
2:58	..14:50	.. 29:40	.. 44:30	.. 59:20	..... 1:02:35	. 1:14:10	. 1:29:00	.. 1:43:50	.. 1:58:40	.. 2:05:11
2:59	..14:55	.. 29:50	.. 44:45	.. 59:40	..... 1:02:56	. 1:14:35	. 1:29:30	.. 1:44:25	.. 1:59:20	.. 2:05:53
3:00	..15:00	.. 30:00	.. 45:00	.. 1:00:00	.. 1:03:18	. 1:15:00	. 1:30:00	.. 1:45:00	.. 2:00:00	.. 2:06:35
3:01	..15:05	.. 30:10	.. 45:15	.. 1:00:20	.. 1:03:39	. 1:15:25	. 1:30:30	.. 1:45:35	.. 2:00:40	.. 2:07:17
3:02	..15:10	.. 30:20	.. 45:30	.. 1:00:40	.. 1:04:00	. 1:15:50	. 1:31:00	.. 1:46:10	.. 2:01:20	.. 2:07:59
3:03	..15:15	.. 30:30	.. 45:45	.. 1:01:00	.. 1:04:21	. 1:16:15	. 1:31:30	.. 1:46:45	.. 2:02:00	.. 2:08:42
3:04	..15:20	.. 30:40	.. 46:00	.. 1:01:20	.. 1:04:42	. 1:16:40	. 1:32:00	.. 1:47:20	.. 2:02:40	.. 2:09:24
3:05	..15:25	.. 30:50	.. 46:15	.. 1:01:40	.. 1:05:03	. 1:17:05	. 1:32:30	.. 1:47:55	.. 2:03:20	.. 2:10:06
3:06	..15:30	.. 31:00	.. 46:30	.. 1:02:00	.. 1:05:24	. 1:17:30	. 1:33:00	.. 1:48:30	.. 2:04:00	.. 2:10:48
3:07	..15:35	.. 31:10	.. 46:45	.. 1:02:20	.. 1:05:45	. 1:17:55	. 1:33:30	.. 1:49:05	.. 2:04:40	.. 2:11:30
3:08	..15:40	.. 31:20	.. 47:00	.. 1:02:40	.. 1:06:06	. 1:18:20	. 1:34:00	.. 1:49:40	.. 2:05:20	.. 2:12:13
3:09	..15:45	.. 31:30	.. 47:15	.. 1:03:00	.. 1:06:27	. 1:18:45	. 1:34:30	.. 1:50:15	.. 2:06:00	.. 2:12:55
3:10	..15:50	.. 31:40	.. 47:30	.. 1:03:20	.. 1:06:49	. 1:19:10	. 1:35:00	.. 1:50:50	.. 2:06:40	.. 2:13:37
3:11	..15:55	.. 31:50	.. 47:45	.. 1:03:40	.. 1:07:10	. 1:19:35	. 1:35:30	.. 1:51:25	.. 2:07:20	.. 2:14:19
3:12	..16:00	.. 32:00	.. 48:00	.. 1:04:00	.. 1:07:31	. 1:20:00	. 1:36:00	.. 1:52:00	.. 2:08:00	.. 2:15:01
3:13	..16:05	.. 32:10	.. 48:15	.. 1:04:20	.. 1:07:52	. 1:20:25	. 1:36:30	.. 1:52:35	.. 2:08:40	.. 2:15:44
3:14	..16:10	.. 32:20	.. 48:30	.. 1:04:40	.. 1:08:13	. 1:20:50	. 1:37:00	.. 1:53:10	.. 2:09:20	.. 2:16:26
3:15	..16:15	.. 32:30	.. 48:45	.. 1:05:00	.. 1:08:34	. 1:21:15	. 1:37:30	.. 1:53:45	.. 2:10:00	.. 2:17:08
3:16	..16:20	.. 32:40	.. 49:00	.. 1:05:20	.. 1:08:55	. 1:21:40	. 1:38:00	.. 1:54:20	.. 2:10:40	.. 2:17:50
3:17	..16:25	.. 32:50	.. 49:15	.. 1:05:40	.. 1:09:16	. 1:22:05	. 1:38:30	.. 1:54:55	.. 2:11:20	.. 2:18:32
3:18	..16:30	.. 33:00	.. 49:30	.. 1:06:00	.. 1:09:37	. 1:22:30	. 1:39:00	.. 1:55:30	.. 2:12:00	.. 2:19:15
3:19	..16:35	.. 33:10	.. 49:45	.. 1:06:20	.. 1:09:58	. 1:22:55	. 1:39:30	.. 1:56:05	.. 2:12:40	.. 2:19:57
3:20	..16:40	.. 33:20	.. 50:00	.. 1:06:40	.. 1:10:20	. 1:23:20	. 1:40:00	.. 1:56:40	.. 2:13:20	.. 2:20:39
3:21	..16:45	.. 33:30	.. 50:15	.. 1:07:00	.. 1:10:41	. 1:23:45	. 1:40:30	.. 1:57:15	.. 2:14:00	.. 2:21:21
3:22	..16:50	.. 33:40	.. 50:30	.. 1:07:20	.. 1:11:02	. 1:24:10	. 1:41:00	.. 1:57:50	.. 2:14:40	.. 2:22:03
3:23	..16:55	.. 33:50	.. 50:45	.. 1:07:40	.. 1:11:23	. 1:24:35	. 1:41:30	.. 1:58:25	.. 2:15:20	.. 2:22:46
3:24	..17:00	.. 34:00	.. 51:00	.. 1:08:00	.. 1:11:44	. 1:25:00	. 1:42:00	.. 1:59:00	.. 2:16:00	.. 2:23:28
3:25	..17:05	.. 34:10	.. 51:15	.. 1:08:20	.. 1:12:05	. 1:25:25	. 1:42:30	.. 1:59:35	.. 2:16:40	.. 2:24:10
3:26	..17:10	.. 34:20	.. 51:30	.. 1:08:40	.. 1:12:26	. 1:25:50	. 1:43:00	.. 2:00:10	.. 2:17:20	.. 2:24:52
3:27	..17:15	.. 34:30	.. 51:45	.. 1:09:00	.. 1:12:47	. 1:26:15	. 1:43:30	.. 2:00:45	.. 2:18:00	.. 2:25:34
3:28	..17:20	.. 34:40	.. 52:00	.. 1:09:20	.. 1:13:08	. 1:26:40	. 1:44:00	.. 2:01:20	.. 2:18:40	.. 2:26:17
3:29	..17:25	.. 34:50	.. 52:15	.. 1:09:40	.. 1:13:29	. 1:27:05	. 1:44:30	.. 2:01:55	.. 2:19:20	.. 2:26:59
3:30	..17:30	.. 35:00	.. 52:30	.. 1:10:00	.. 1:13:50	. 1:27:30	. 1:45:00	.. 2:02:30	.. 2:20:00	.. 2:27:41

## PACE CHART - KILOMETERS

1Km	5M	10Km	15Km	20Km	Half	25Km	30Km	35Km	40Km	Mara
3:31	..17:35	.. 35:10	.. 52:45	.. 1:10:20	.. 1:14:12	. 1:27:55	. 1:45:30	.. 2:03:05	.. 2:20:40	.. 2:28:23
3:32	..17:40	.. 35:20	.. 53:00	.. 1:10:40	.. 1:14:33	. 1:28:20	. 1:46:00	.. 2:03:40	.. 2:21:20	.. 2:29:05
3:33	..17:45	.. 35:30	.. 53:15	.. 1:11:00	.. 1:14:54	. 1:28:45	. 1:46:30	.. 2:04:15	.. 2:22:00	.. 2:29:48
3:34	..17:50	.. 35:40	.. 53:30	.. 1:11:20	.. 1:15:15	. 1:29:10	. 1:47:00	.. 2:04:50	.. 2:22:40	.. 2:30:30
3:35	..17:55	.. 35:50	.. 53:45	.. 1:11:40	.. 1:15:36	. 1:29:35	. 1:47:30	.. 2:05:25	.. 2:23:20	.. 2:31:12

### If a Sprinter Ran the Marathon

To match Geoffrey Mutai's world best time of 2:03:02 from the 2011 Boston Marathon, superstar sprinter Usain Bolt would have to run 422 consecutive 100-meter dashes with an average time a shade under 17.5 seconds.

LET'S RUN  
TOGETHER





**ELITE ATHLETES**

**LET'S RUN TOGETHER**

**October 9, 2011**



**WORLD MARATHON MAJORS**  
BOSTON LONDON BERLIN CHICAGO NEW YORK

**ELITE ATHLETES**

**2011 Elite Athlete Roster** ..... 32

**Elite Male Athletes** ..... 34

Hironori Arai ..... 34

Joshua Chelanga ..... 35

Evans Cheruiyot ..... 37

Joseph Chirlee ..... 39

Dickson Kiptolo Chumba ..... 41

Bekana Daba ..... 42

Chala Dechase ..... 44

Martin Fagan ..... 46

Shawn Forrest ..... 48

Koji Gokaya ..... 49

Marilson Gomes Do Santos ..... 50

Jason Gutierrez ..... 52

Ryan Hall ..... 53

Takashi Horiguchi ..... 56

Bernard Kipyego ..... 58

Wesley Korir ..... 60

Terefe Maregu (Zewdie) ..... 62

Takayuki Matsumiya ..... 64

Yuki Moriwaki ..... 66

Moses Mosop ..... 67

Atsushi Sato ..... 69

Masaki Shimoju ..... 71

Bazu Worku ..... 72

**Elite Female Athletes** ..... 74

Inga Abitova ..... 74

Yue Chao ..... 76

Christelle Daunay ..... 77

Ejegayehu Dibaba ..... 79

Kayoko Fukushi ..... 81

Maria Kononova ..... 83

Cruz Nonata Da Silva ..... 85

Liliya Shobukhova ..... 86

Askale Taga Magarsa ..... 88

Benita Willis ..... 90

Wei Yanan ..... 92

Belainesh Gebre Zemedkum ..... 94

**Wheelchair Athletes** ..... 96

## 2011 ELITE ATHLETE ROSTER

*(as of September 26, 2011)***Men**

<b>Name</b>	<b>Country</b>	<b>Personal Record</b>	<b>Bib #</b>
Moses Mosop	KEN	2:03:06	2
Ryan Hall	USA	2:04:58	3
Bazu Worku	ETH	2:05:25	4
Evans Cheruiyot	KEN	2:06:25	5
Chala Dechase	ETH	2:06:33	13
Marilson Dos Santos	BRA	2:06:34	6
Bernard Kipyego	KEN	2:07:01	8
Bekana Daba	ETH	2:07:04	7
Joshua Chelenga	KEN	2:07:05	15
Atsushi Sato	JPN	2:07:13	17
Wesley Korir	KEN	2:08:24	9
Dickson Kiptolo Chumba	KEN	2:08:45	10
Terefe Maregu	ETH	2:09:03	12
Takayuki Matsumiya	JPN	2:10:04	23
Feyisa Tusse	ETH	2:11:39	14
Takashi Horiguchi	JPN	2:12:05	22
Kouji Gokaya	JPN	2:12:07	21
Joseph Chirlee	USA	2:12:10	11
Hironori Arai	JPN	2:12:17	20
Masaki Shimoju	JPN	2:12:18	19
Kyevea Cosmas Mutuku	KEN	2:12:20	16
Jason Gutierrez	COL	2:13:24	25
Yuuki Moriwaki	JPN	2:13:34	18
Martin Fagan	IRL	2:14:06	27
Miguel Nuci	USA	2:15:34	34
Tyler McCandless	USA	2:17:09	31
Michael McKeeman	USA	2:17:42	32
Joseph Driscoll	USA	2:18:22	35
Mario Macias	USA	2:18:34	33
Jesse Davis	USA	2:18:47	36
Shawn Forrest	AUS	Debut	24
Jonathan Maiyo	KEN	Pacer	
Edward Muge	KEN	Pacer	
Onarda McDonard	KEN	Pacer	

**Women**

<b>Name</b>	<b>Country</b>	<b>Personal Record</b>	<b>Bib #</b>
Liliya Shobukhova	RUS	2:20:15	101
Askale Tafa	ETH	2:21:31	108
Inga Abitova	RUS	2:22:19	110
Benita Willis	AUS	2:22:36	105
Wei Yanan	CHN	2:23:12	107
Maria Konovalova	RUS	2:23:49	111
Christelle Daunay	FRA	2:24:22	103
Yue Chao	CHN	2:29:50	106
Belainesh Gebre	ETH	2:32:13	109
Claire Hallissey	GBR	2:36:13	112
Jeannette Faber	USA	2:39:41	116
Leah Thorvilson	USA	2:39:43	117
Kayoko Fukushi	JPN	2:40:52	102
Ejegayehu Dibaba	ETH	Debut	104
Lanni Marchant	CAN	Debut	118
Malika Mejdoub	MAR	Debut	114
Cruz Nonata da Silva	BRA	Debut	113

**Wheelchair Men**

<b>Name</b>	<b>Country</b>
Adam Bleakney	USA
Ryan Chalmers	USA
Travis Dodson	USA
Kurt Fearnely	AUS
Heinz Frei	SUI
Joshua George	USA
David Grassi	USA
Tony Iniguez	USA
Rob Kozerek	USA
Peter Park	USA
Aaron Pike	USA
Brian Sieman	USA
Josh Swoverland	USA

**Wheelchair Women**

<b>Name</b>	<b>Country</b>
Christie Dawes	AUS
Anjali Forber-Pratt	USA
Maggie Frederick	USA
Jessica Galli	USA
Tatyana McFadden	USA
Amanda McGrory	USA
Jill Moore	USA
Diane Roy	CAN
Susannah Scaroni	USA



**HIRONORI ARAI**

**Birthdate:** September 19, 1979  
**Citizenship:** Japan  
**Resides:** Hiroshima, Japan  
**Height:** 5' 11"  
**Weight:** 139 lbs.  
**Coach:** Yasushi Sakaguchi  
**Sponsor:** Chugoku Electric Power Company

**Personal Records**

**Half Marathon** 1:01:53 (Yamaguchi, 2005)  
**Marathon** 2:12:27 (Lake Biwa, 2011)

**Career Overview**

The 2011 Bank of America Chicago Marathon will be Hironori Arai's third career marathon and first other than Lake Biwa, where he ran a personal best 2:12:27 in the spring. Arai trains upwards of 125 miles per week with his teammates on the Chugoku Electric team and has a goal of running under 2:10 in Chicago.

**Personal**


Arai played soccer before turning his focus to running. The Bank of America Chicago Marathon will mark his first trip to Chicago. One of Arai's favorite pastimes is sampling good restaurants - something he looks forward to doing in Chicago.

**2011 Races**

Date	Race	Place	Time
09/04/11	Rock 'n' Roll Virginia Beach Half Marathon	8 <sup>th</sup>	1:04:33
05/07/11	Chugoku District Corporate Team 5,000m	1 <sup>st</sup>	13:58.7
04/29/11	Oda Memorial 5,000m	10 <sup>th</sup>	13:56.7
03/06/11	Lake Biwa Marathon	11 <sup>th</sup>	2:12:27
02/11/11	Himeji Castle 10-Mile	3 <sup>rd</sup>	47:39.0

**Career Marathons**

Date	Race	Place	Time
03/06/11	Lake Biwa Marathon	11 <sup>th</sup>	2:12:27
03/02/08	Lake Biwa Marathon	12 <sup>th</sup>	2:13:04



**JOSHUA CHELANGA**

**Birthdate:** April 7, 1973  
**Citizenship:** Kenya  
**Resides:** Ngong Hills, Kenya  
**Height:** 5' 6"  
**Weight:** 125 lbs.

**Personal Records**

**Half Marathon** 1:01:35 (Paris, 2006)  
**Marathon** 2:07:05 (Berlin, 2004)

**Career Overview**

Joshua Chelanga returns to Chicago for the first time since 2001, when he finished 21<sup>st</sup> in 2:18:04. Since then, his marathon career has taken him to great heights, punctuated by a personal best of 2:07:05 at the 2004 Berlin Marathon and a warm weather victory at the 2007 Rotterdam Marathon in 2:08:21, which he promptly followed up with the second marathon victory of his career later that year in Seoul.

At the age of 38, Chelanga is still competing at an elite level, most recently registering a sixth place finish in 2:12:27 at the Capri Marathon last fall.

At this year's Bank of America Chicago Marathon, Chelanga will run on behalf of Team World Vision, an organization that raises funds for clean water projects in Africa with his efforts being earmarked for projects in Kenya.

**Personal**

Chelanga is the older brother of Samuel Chelanga, a recent graduate of Liberty University in Lynchburg, Virginia who won multiple NCAA cross country and track & field titles, and holds the NCAA 10,000m record (27:08.49). His wife's name Lonah.

**Career Marathons**

Date	Race	Place	Time
10/10/10	Carpi Marathon	6 <sup>th</sup>	2:12:27
04/11/10	Paris Marathon	18 <sup>th</sup>	2:13:36
04/05/09	Rotterdam Marathon	14 <sup>th</sup>	2:18:36
11/30/08	Shanghai Marathon	3 <sup>rd</sup>	2:17:46

Date	Race	Place	Time
11/04/07	Seoul International Marathon	1 <sup>st</sup>	2:08:14
04/15/07	Rotterdam Marathon	1 <sup>st</sup>	2:08:21
10/08/06	Eindhoven Marathon	12 <sup>th</sup>	2:18:08
09/25/05	Berlin Marathon	4 <sup>th</sup>	2:09:10
03/13/05	Seoul International Marathon	8 <sup>th</sup>	2:17:03
09/26/04	Berlin Marathon	3 <sup>rd</sup>	2:07:05
07/28/02	Commonwealth Games Marathon	2 <sup>nd</sup>	2:12:44
04/15/02	Boston Marathon	11 <sup>th</sup>	2:12:40
10/07/01	Chicago Marathon	21 <sup>st</sup>	2:18:04
04/16/01	Boston Marathon	3 <sup>rd</sup>	2:10:29

#### Other Career Highlights

Date	Race	Place	Time
03/28/99	IAAF World Cross Country Championships	4 <sup>th</sup>	39:05
10/04/97	IAAF World Half Marathon Championships	26 <sup>th</sup>	1:02:12



#### EVANS CHERUIYOT

**Birthdate:** May 10, 1982

**Citizenship:** Kenya

**Resides:** Eldoret, Kenya

**Height:** 5' 6"

**Weight:** 110 lbs.

**Coach:** Claudio Berardelli

**Agent:** Federico Rosa

**Shoe Sponsor:** Nike

#### Personal Records

**10K** 27:09 (Berlin, 2007)

**Half Marathon** 59:07 (Udine, Italy, 2007)

**Marathon** 2:06:24 (Chicago, 2008)

#### Career Overview

Evans Cheruiyot won his first marathon out of the gate at the low key Milan Marathon in 2007. The next year, he stepped up to the big stage and scored a much larger victory at the 2008 Bank of America Chicago Marathon. On a warm day, he blazed through the streets of Chicago at sub course record pace for 20 miles, before fading to a still impressive winning time of 2:06:25.

Cheruiyot has struggled to stay healthy since going two-for-two in his first attempts at the marathon, finishing off the podium at both the Boston and Fukuoka marathons in 2009. He missed nearly all of 2010 due to a hamstring injury, but rebounded nicely at the 2011 Dubai Marathon with a runner-up finish. He returns to Chicago looking to rediscover the magic he experienced three years ago.

Prior to moving up to the marathon, Cheruiyot registered one of the fastest half marathons ever run—a 59:07 performance, good for a bronze medal at the 2007 IAAF World Road Running Championships.

Based in Eldoret, Cheruiyot trains with a stable of world class marathon runners, including James Kwambai, Paul Kirui and Stephen Kibet.

#### Personal

When not running, Cheruiyot enjoys working on his family farm in Kenya and cheering on his favorite soccer team, the Arsenal. He started running to follow in the footsteps of his hero, former marathon world record holder Paul Tergat of Kenya.

## 2011 Races

Date	Race	Place	Time
08/06/11	Beach to Beacon 10K	7 <sup>th</sup>	28:35
04/18/11	Boston Marathon	DNF	
03/20/11	Meia Maratona de Lisboa	6 <sup>th</sup>	1:01:50
01/21/11	Dubai Marathon	2 <sup>nd</sup>	2:08:17

## Career Marathons

Date	Race	Place	Time
04/18/11	Boston Marathon	DNF	
01/21/11	Dubai Marathon	2 <sup>nd</sup>	2:08:17
12/06/09	Fukuoka Marathon	6 <sup>th</sup>	2:09:46
04/20/09	Boston Marathon	8 <sup>th</sup>	2:12:45
10/12/08	Bank of America Chicago Marathon	1 <sup>st</sup>	2:06:25
12/02/07	Milan Marathon	1 <sup>st</sup>	2:09:16

## Other Career Highlights

Date	Race	Place	Time
09/14/08	Rotterdam Half Marathon	2 <sup>nd</sup>	59:29
10/14/07	IAAF World Half Marathon Championship	3 <sup>rd</sup>	59:07



## JOSEPH CHIRLEE

**Birthdate:** February 14, 1980  
**Citizenship:** United States  
**Resides:** Colorado Springs, CO  
**Height:** 5' 8"  
**Weight:** 110 lbs.  
**Coach:** Lisa Rainsberger  
**Sponsor:** U.S. Army – World Class Athlete Program (WCAP)

## PERSONAL RECORDS

<b>10K</b>	29:18 (Atlanta, 2011)
<b>Half Marathon</b>	1:02:18 (Philadelphia, 2006)
<b>Marathon</b>	2:12:10 (San Diego, 2007)

## Career Overview

Joseph Chirlee's career highlight came in 2007 when he placed fourth at the Rock 'n' Roll San Diego Marathon in a personal best 2:12:10. He has a few marathon victories to his credit, including the 2008 Desert News Marathon in Salt Lake City, Utah, the 2008 Rocket City Marathon in Huntsville, Alabama, and the 2007 Georgia Marathon in Atlanta.

## Personal

Chirlee was born in Marakwet, Kenya and immigrated to the U.S. in 2006. He became a U.S. citizen in June 2010. Chirlee is a private in the U.S. Army and is stationed at Fort Carson in Colorado Springs, Colorado where he is a member of the Army's World Class Athlete Program (WCAP) and is coached by two-time Chicago Marathon champion Lisa (Weidenbach) Rainsberger.

Chirlee attended Chattahoochee Technical College in Marietta, Georgia. He and his wife Christine have two children; Luvier Jelagat and Shaun Kimutai. Despite moving to the U.S. Chirlee still says his favorite meal is Ugali with tea, a Kenyan staple.

## 2011 Races

Date	Race	Place	Time
09/05/11	Aetna Park to Park 10-Miler	2 <sup>nd</sup>	50:59
08/14/11	Falmouth Road Race 7-Mile	22 <sup>nd</sup>	34:00
07/04/11	Peachtree Road Race 10K	20 <sup>th</sup>	29:18
06/26/11	BAA 10K	8 <sup>th</sup>	29:37
06/11/11	Carmel 8K	1 <sup>st</sup>	23:32

Date	Race	Place	Time
04/18/11	Boston Marathon	DNF	
03/20/11	NYC Half Marathon	32 <sup>nd</sup>	1:05:33
01/16/11	Rock 'n' Roll Arizona Half Marathon	3 <sup>rd</sup>	1:05:00

**Career Marathons**

Date	Race	Place	Time
04/18/11	Boston Marathon	DNF	
12/06/09	Rocket City Marathon	1 <sup>st</sup>	2:23:32
10/10/09	Baltimore Marathon	4 <sup>th</sup>	2:18:03
12/07/08	California International Marathon	4 <sup>th</sup>	2:17:51
07/24/08	Deseret News Marathon, Salt Lake City	1 <sup>st</sup>	2:18:16
01/13/08	Houston Marathon	5 <sup>th</sup>	2:15:55
06/03/07	Rock 'n' Roll Marathon, San Diego	4 <sup>th</sup>	2:12:10
03/25/07	Georgia Marathon, Atlanta	1 <sup>st</sup>	2:19:17

**DICKSON KIPTOLO CHUMBA****Birthdate:** January 1, 1986**Citizenship:** Kenya**Agent:** Federico Rosa**Sponsor:** Nike**Personal Records****Half Marathon** 1:02:08 (Ribarroja del Turia, 2010)**Marathon** 2:08:45 (Rome, 2011)**Career Overview**

Dickson Kiptolo Chumba has progressed nicely since his debut at the 2010 Madrid Marathon in 2:11:54, good for second place. Later that year, he knocked more than two and a half minutes off his personal best with another runner-up performance at the Capri Marathon. This spring, he carved another 35 seconds off his time when he reached the top of the podium at the Rome Marathon in 2:08:45.


Chumba will be looking to take another big leap forward and to make a name for himself at the 2011 Bank of America Chicago Marathon.

**2011 Races**

Date	Race	Place	Time
08/06/11	Corribianco 9.9K	2 <sup>nd</sup>	28:49
06/26/11	Corrida Festas da Cidade do Porto 15K	3 <sup>rd</sup>	44:59
03/20/11	Rome Marathon	1 <sup>st</sup>	2:08:45

**Career Marathons**

Date	Race	Place	Time
03/20/11	Rome Marathon	1 <sup>st</sup>	2:08:45
10/10/10	Capri Marathon	2 <sup>nd</sup>	2:09:20
04/25/10	Madrid Marathon	2 <sup>nd</sup>	2:11:54

**BEKANA DABA**

**Birthdate:** July 29, 1988  
**Citizenship:** Ethiopia  
**Resides:** Addis Ababa, Ethiopia  
**Height:** 5' 9"  
**Weight:** 120 lbs.  
**Coach:** Haji Adillo  
**Agent:** Hussein Makke  
**Sponsor:** Nike

**Personal Records**

**5K** 13:19 (Carlsbad, 2009)  
**Half Marathon** 1:01:23 (New York City, 2010)  
**Marathon** 2:07:04 (Houston, 2011)

**Career Overview**

In his first attempt at the distance, Bekana Daba made it look easy by blowing away the field at the 2011 Houston Marathon and breaking his countryman Deriba Merga's course record with a 2:07:04 performance, which included a bathroom pit stop in the final miles.

His sophomore performance a few months later in Boston did not go quite as well with Daba finishing 9<sup>th</sup> in 2:08:03.

Still, Daba possesses incredible track speed with a 12:58 personal best in the 5,000m and is expected to push the pace in Chicago. He has twice represented Ethiopia at the IAAF World Track & Field Championships in the 5,000m.

**Personal**

Under coach Haji Adillo, Daba trains in Addis Ababa with many of Ethiopia's top distance runners, including Feyisa Lilesa, Tadese Tola, Deriba Merga and Bazu Worku. When asked what his longest training run would be in preparation for the Chicago Marathon he responded jokingly, "As far as my coach tells the group to go." Daba and his wife Abebu Gelan have a newborn baby.

**2011 Races**

Date	Race	Place	Time
09/15/11	All-Africa Games Half Marathon	3 <sup>rd</sup>	1:04:51
04/18/11	Boston Marathon	9 <sup>th</sup>	2:08:03
01/30/11	Chevron Houston Marathon	1 <sup>st</sup>	2:07:04

**Career Marathons**

Date	Race	Place	Time
04/18/11	Boston Marathon	9 <sup>th</sup>	2:08:03
01/30/11	Chevron Houston Marathon	1 <sup>st</sup>	2:07:04
10/17/10	Amsterdam Marathon	12 <sup>th</sup>	2:14:40

**Other Career Highlights**

Date	Race	Place	Time
04/06/10	Bislett Games, Oslo	9 <sup>th</sup>	12:58.51
08/20/09	IAAF World Championships 5,000m	6 <sup>th</sup> (heat)	13:26.9
08/20/07	IAAF World Championships 5,000m	11 <sup>th</sup> (heat)	13:53.2

**CHALA DECHASE**

**Birthdate:** June 13, 1984  
**Citizenship:** Ethiopia  
**Resides:** Addis Ababa, Ethiopia  
**Coach:** Getaneh Tessema  
**Agent:** Jos Hermens

**Personal Records**

**Half Marathon** 1:00:19 (Ras Al Khaimah, 2009)  
**Marathon** 2:06:33 (Dubai, 2010)

**Career Overview**

Chala Dechase only started competing internationally in 2008, and his first marathon outing resulted in a runner-up finish in Amsterdam in 2:08:31. In his sophomore marathon, he went stride-for-stride with Haile Gebrselassie in Dubai, giving the world record holder all he could handle before Gebrselassie pulled way at 40K, beating Dechase to the finish tape by a narrow 24 seconds. Dechase's efforts resulted in a nearly two minute personal best.

This spring, Dechase lined up at the Rotterdam Marathon with a group of young runners hungry for a crack at the world record. On pace through 25K, the group ultimately could not sustain the effort, and Dechase finished third behind Kenya's Wilson Chebet and Vincent Kipruto.

Named to Ethiopia's marathon squad for the 2011 IAAF World Championships in Daegu, South Korea, Dechase raced through 20K before withdrawing due to stomach cramps.

**Personal**

Dechase is a member of the Ethiopian Armed Forces. He is married and has a son.

**2011 Races**


Date	Race	Place	Time
09/04/11	IAAF World Championships Marathon	DNF	
04/10/11	Rotterdam Marathon	3 <sup>rd</sup>	2:08:47

**Career Marathons**

Date	Race	Place	Time
04/10/11	Rotterdam Marathon	3 <sup>rd</sup>	2:08:47
01/22/10	Dubai Marathon	2 <sup>nd</sup>	2:06:33
10/19/08	Amsterdam Marathon	2 <sup>nd</sup>	2:08:31

**Other Career Highlights**

Date	Race	Place	Time
02/20/09	Ras Al Khaimah Half Marathon	9 <sup>th</sup>	1:00:19

**MARTIN FAGAN****Birthdate:** June 26, 1983**Citizenship:** Ireland**Resides:** Flagstaff, AZ**Height:** 6' 0"**Weight:** 145 lbs.**Coach:** Keith Kelly**Agent:** Ray Flynn**Sponsor:** Reebok**Personal Records**

<b>10K</b>	28:39 (Manchester, 2011)
<b>Half Marathon</b>	1:00:57 (Den Haag, 2009)
<b>Marathon</b>	2:14:06 (Dubai, 2008)

**Career Overview**

After serving as a pace-setter at the 2010 Bank of America Chicago Marathon, Martin Fagan returns in 2011 to contest the full distance. He is the Irish record holder in the half marathon (1:00:57) and has the proven skill to challenge John Treacy's Irish marathon record of 2:09:15.

Fagan had a stellar collegiate career at Providence College in Rhode Island, where he was a five-time NCAA All-American and the latest in long history of Irish runners to star at the East Coast institution. He was runner-up in the 10,000m at the 2006 NCAA Championships and placed 5<sup>th</sup> at the 2005 NCAA Cross Country Championships.

Fagan trains upwards of 135 miles per week at altitude in Flagstaff, Arizona and is coached by fellow Providence alum Keith Kelly, the 2000 NCAA Cross Country champion. He trains with Brett Gouther and Abdi Abdirahman.

**Personal**

While in Chicago, Fagan plans to pay homage to the Michael Jordan statue that sits outside the United Center. His favorite meal is gluten-free lasagna. Fagan opted to go gluten-free about six months ago after a series of stress fractures over the last four years led him to question his diet. He suffered three stress fractures on his sacrum and two on his pubic bone. The change in diet has him feeling fully healthy for the first time in a long time. He enjoys reading and learning to speak French in his down time.

**2011 Races**

<b>Date</b>	<b>Race</b>	<b>Place</b>	<b>Time</b>
06/26/11	BAA 10K	DNF	
06/18/11	Steamboat Classic 4-Mile	4 <sup>th</sup>	18:14
05/15/11	BUPA Great Manchester Run 10-K	5 <sup>th</sup>	28:39
05/01/11	Blue Cross/Blue Shield 10-Mile	2 <sup>nd</sup>	46:39
04/10/11	SPAR Great Ireland Run 10K	3 <sup>rd</sup>	29:35
01/30/11	Chevron Houston Marathon	DNF	

**Career Marathons**

<b>Date</b>	<b>Race</b>	<b>Place</b>	<b>Time</b>
01/30/11	Chevron Houston Marathon	DNF	
08/23/08	Olympic Games Marathon, Beijing	DNF	
01/18/08	Dubai Marathon	13 <sup>th</sup>	2:14:06

**Other Career Highlights**

<b>Date</b>	<b>Race</b>	<b>Place</b>	<b>Time</b>
08/08/06	European Championships 10,000m	11 <sup>th</sup>	28:54

**SHAWN FORREST**

**Birthdate:** July 10, 1983  
**Citizenship:** Australia  
**Resides:** Greensboro, NC  
**Height:** 5' 11"  
**Weight:** 144 lbs.  
**Coach:** Nic Bideau  
**Agent:** Nic Bideau  
**Sponsor:** Nike

**Personal Records**

**10K** 28:17 (Beach to Beacon, 2010)  
**Half Marathon** 1:01:25 (New York City, 2011)

**Career Overview**

The 2011 Bank of America Chicago Marathon will be Shawn Forrest's debut 26.2-miler. His 1:01:25 half marathon (No. 6 all-time for Australia) in the spring speaks to the fact that the former Arkansas Razorback has a promising marathon career ahead of him, as does his 1:01:34 tune-up half marathon on September 18 in Philadelphia.

This spring and summer, Forrest has focused primarily on 10K competitions, which will surely benefit him on the flat and fast Chicago course.


While at the University of Arkansas, Forrest was a two-time runner-up in the 10,000m at the 2008 and 2009 NCAA Track & Field Championships.

**Personal**

A native of Australia, Forrest has remained stateside since his college days Fayetteville, Arkansas, where he earned a degree in kinesiology. He volunteers at local elementary schools in Winston-Salem, including the one where his wife Londa is a teacher, talking to the kids about fitness and setting goals.

**2011 Races**

Date	Race	Place	Time
09/18/11	Rock 'n' Roll Philadelphia Half Marathon	6 <sup>th</sup>	1:01:34
08/06/11	Beach to Beacon 10K	8 <sup>th</sup>	28:39
06/26/11	BAA 10K	6 <sup>th</sup>	29:10
05/14/11	Healthy Kidney 10K	11 <sup>th</sup>	29:10
03/20/11	NYC Half Marathon	9 <sup>th</sup>	1:01:25
02/27/11	World's Best 10K	11 <sup>th</sup>	29:51
01/16/11	Rock 'n' Roll Arizona Half Marathon	1 <sup>st</sup>	1:03:07

**KOJI GOKAYA**

**Birthdate:** February 22, 1988  
**Citizenship:** Japan  
**Resides:** Tokyo, Japan  
**Height:** 5' 3"  
**Weight:** 101 lbs.  
**Coach:** Tetsuji Iwase  
**Sponsor:** East Japan Railway Company

**Personal Records**

**Half Marathon** 1:02:52 (Askishima, 2009)  
**Marathon** 2:12:07 (Lake Biwa, 2011)

**Career Overview**

Koji Gokaya had a solid marathon debut in the spring with a 2:12:07 performance at the Lake Biwa Marathon. He was named "Rookie of the Race" for his top 10 finish at the popular Japanese Marathon.

During peak training, Gokaya and his corporate teammates run upwards of 30 miles per day.

**Personal**

Gokaya likes to tackle the marathon distance because he thinks the event is "profound," on the other hand he likes to go shopping. Prior to running, Gokaya played soccer for nine years.

**2011 Races**

Date	Race	Place	Time
07/03/11	Sapporo Half Marathon	33 <sup>rd</sup>	1:05:46
03/06/11	Lake Biwa Marathon	10 <sup>th</sup>	2:12:07
02/06/11	Marugame Half Marathon	19 <sup>th</sup>	1:03:18

**Career Marathons**

Date	Race	Place	Time
03/06/11	Lake Biwa Marathon	10 <sup>th</sup>	2:12:07

**Other Career Highlights**

Date	Race	Place	Time
03/08/09	Tachikawa Akishima Half Marathon	6 <sup>th</sup>	1:02:52

**MARILSON GOMES DOS SANTOS**

**Birthdate:** June 8, 1977  
**Citizenship:** Brazil  
**Resides:** Santo Andre/Sao Paulo, Brazil  
**Height:** 5' 8"  
**Weight:** 130 lbs.  
**Coach:** Aduino Domingues  
**Agent:** Luiz Posso  
**Sponsor:** BMF & BOVESPA/CBAT

**Personal Records**

**Half Marathon** 59:33 (Udine, Italy, 2007)  
**Marathon** 2:06:34 (London, 2011)

**Career Overview**

Marilson Gomes Dos Santos returns to Chicago for the first time since 2004, when he placed 6<sup>th</sup> in 2:08:48. Since that time, he has built quite the impressive running resume, highlighted by two victories at the ING New York City Marathon in 2006 and 2008, and a recent personal best of 2:06:34 at the Virgin London Marathon in April.

Dos Santos's victories in New York City were both relative surprises. He shocked the field in 2006 with a move that went uncontested with seven miles to go. World record holder Paul Tergat of Kenya admitted after the race that he did not know who Dos Santos was. The following year he struggled to an 8<sup>th</sup> place finish in New York, but he surprised the field once again in 2008 for yet another underdog victory. After two wins in New York and a sub 2:07 performance in London, Dos Santos is a man unlikely to go unnoticed ever again.

Dos Santos is the Brazilian and South American record holder in the half marathon (59:33), and he no doubt has a keen eye on his countryman Ronaldo da Costa's marathon record of 2:06:05, which has stood since 1998. He also holds the South American record in the 10,000m (27:28.12) and won a silver medal in the 10,000m and bronze in the 5,000m at the 2007 Pan American Games.

**Personal**

Dos Santos and his wife, Juliana, recently welcomed the birth of their first child, six-month-old Miguel. Dos Santos wants to visit Chicago's United Center to see where "the greatest basketball player in history, Michael Jordan, played." He has had some issues lately with his sciatic nerve.

**2011 Races**


Date	Race	Place	Time
08/03/11	Trofeu Brasil 10,000m	1 <sup>st</sup>	28:40.7
05/20/11	Sao Paulo 10,000m	1 <sup>st</sup>	28:09.2
05/15/11	Tribuna 10K	1 <sup>st</sup>	27:59
04/17/11	Virgin London Marathon	4 <sup>th</sup>	2:06:34
03/20/11	NYC Half Marathon	8 <sup>th</sup>	1:01:23
02/27/11	Meia Maratona do São Paulo	1 <sup>st</sup>	1:03:12

**Career Marathons**

Date	Race	Place	Time
04/17/11	Virgin London Marathon	4 <sup>th</sup>	2:06:34
11/07/10	ING New York City Marathon	7 <sup>th</sup>	2:11:51
04/26/10	Virgin London Marathon	6 <sup>th</sup>	2:08:46
11/01/09	ING New York City Marathon	DNF	
08/22/09	IAAF World Championships, Berlin	16 <sup>th</sup>	2:15:13
11/02/08	ING New York City Marathon	1 <sup>st</sup>	2:08:43
08/24/08	Olympic Games Marathon, Beijing	DNF	
11/04/07	ING New York City Marathon	8 <sup>th</sup>	2:13:47
04/22/07	London Marathon	8 <sup>th</sup>	2:08:37
11/05/06	ING New York City Marathon	1 <sup>st</sup>	2:09:58
08/13/05	IAAF World Championships, Helsinki	10 <sup>th</sup>	2:13:40
10/10/04	Chicago Marathon	6 <sup>th</sup>	2:08:48
04/04/04	Paris Marathon	6 <sup>th</sup>	2:12:22

**Other Career Highlights**

Date	Race	Place	Time
10/11/09	IAAF World Half Marathon Championships	17 <sup>th</sup>	1:02:41
10/12/08	IAAF World Half Marathon Championships	8 <sup>th</sup>	1:03:14
03/30/08	IAAF World Cross Country Championships	53 <sup>rd</sup>	37:17
10/14/07	IAAF World Half Marathon Championships	7 <sup>th</sup>	59:33

**JASON GUTIERREZ**

**Birthdate:** May 8, 1984  
**Citizenship:** Colombia  
**Resides:** Anaheim, California

**Personal Records**

**Half Marathon** 1:06:43 (Bogota, 2011)  
**Marathon** 2:13:24 (Los Angeles, 2011)

**Career Overview**

Jason Gutierrez's marathon debut resulted in a DNF at the 2009 Long Beach Marathon in California. However, he managed the full distance the following spring at the Country Music Marathon in Nashville. He then exacted his revenge in Long Beach with a victory in 2:19:41. With newfound confidence, Gutierrez upped the ante this past March and had a breakout performance at the Los Angeles Marathon, placing fifth in 2:13:24, a time that ranks him seventh on Columbia's all-time list.

Gutierrez will be looking for another improvement in Chicago as he bids to represent Columbia at the 2012 Olympic Marathon.

**2011 Races**

Date	Race	Place	Time
07/31/11	Bogota Half Marathon	7 <sup>th</sup>	1:06:43
07/24/11	Carrera 10K	2 <sup>nd</sup>	29:46
06/05/11	Santiago Half Marathon	1 <sup>st</sup>	1:06:19
03/20/11	Los Angeles Marathon	5 <sup>th</sup>	2:13:24

**Career Marathons**

Date	Race	Place	Time
03/20/11	Los Angeles Marathon	5 <sup>th</sup>	2:13:24
10/17/10	Long Beach Marathon	1 <sup>st</sup>	2:19:41
04/24/10	Country Music Marathon	5 <sup>th</sup>	2:18:43
10/18/09	Long Beach Marathon	DNF	

**RYAN HALL**

**Birthdate:** October 14, 1982  
**Citizenship:** United States  
**Resides:** Flagstaff, Arizona  
**Height:** 5' 10"  
**Weight:** 138 lbs.  
**Coach:** Self-Coached  
**Agent:** Ray Flynn  
**Sponsor:** ASICS

**Personal Records**

**5,000m** 13:16.03 (USATF Championships, 2005)  
**10,000m** 28:07.93 (Stanford, 2007)  
**Half Marathon** 59:42 (Houston, 2007)  
**Marathon** 2:04:58 (Boston, 2011)

**Career Overview**

Ryan Hall may very well go down as America's top distance runner, but in the meantime, he's looking for his first major marathon victory. His sub 2:05 finish at the 2011 Boston Marathon was jaw-dropping on a day when the record books of the world's oldest marathon were re-written. Hall's time of 2:04:58 is not an American record, as the Boston course has a net elevation drop that exceeds the limit for IAAF and USATF ratification. However, his performance—after a year that saw him change coaches and training bases—was nonetheless impressive.

Hall ran the fastest debut by an American with a 2:08:24 performance at the 2007 London Marathon. That came just a few months after he set the American record in the half marathon with his 59:42 victory in Houston. He returned to London the following spring and hung with the leaders until 40K, before finishing 5<sup>th</sup> in 2:06:17, which ranks second on the U.S. (certified) all-time list behind Khalid Khannouchi's American record of 2:05:38.

Hall is a perennial contender on the World Marathon Majors circuit with top five finishes in London, Boston and New York, and a top 10 finish at the 2008 Olympic Marathon in Beijing. His top result to date is a 3<sup>rd</sup> place finish at the 2009 Boston Marathon, and he'll be looking to move up a spot or two on the podium in Chicago.

The 2011 Bank of America Chicago Marathon will be Hall's first appearance in Chicago. He withdrew from the 2010 race after suffering from fatigue due to overtraining.

Hall is a graduate of Stanford University where he was the 2005 NCAA 5,000m champion.

**Personal**

Hall and his wife, Sara, also a professional runner, founded The Hall Steps Foundation in 2009. He has pledged to donate his Bank of America Chicago Marathon prize money to his foundation, which supports anti-poverty efforts in Kenya, and to do so in honor of his friend and two-time Bank of America Chicago Marathon champion, the late Sammy Wanjiru.

On his easy training days, Hall often runs with Sara and their two Siberian Huskies, Kai and Dash. When he's not running, Hall is an avid fly fisherman. For the last 18 months Hall has been gluten-free, but he will make an exception for what he calls Chicago's "epic pizza." He would like to throw out the first pitch at a Cubs game someday. Hall sleeps nine hours a night plus typically takes a nap. He spent some time this summer training in St. Moritz, Switzerland.

**2011 Races**

Date	Race	Place	Time
09/05/11	Virginia Beach Half Marathon	4 <sup>th</sup>	1:03:02
07/04/11	Peachtree Road Race 10K	7 <sup>th</sup>	29:16
05/30/11	Bolder Boulder 10K	7 <sup>th</sup>	30:30
05/12/11	Medtronic TC 1-Mile	13 <sup>th</sup>	04:17.2
04/18/11	Boston Marathon	4 <sup>th</sup>	2:04:58
03/20/11	NYC Half Marathon	21 <sup>st</sup>	1:03:53
01/29/11	U.S. Half Marathon Championships	2 <sup>nd</sup>	1:02:20

**Career Marathons**

Date	Race	Place	Time
04/18/11	Boston Marathon	4 <sup>th</sup>	2:04:58
04/19/10	Boston Marathon	4 <sup>th</sup>	2:08:41
11/01/09	ING New York City Marathon	4 <sup>th</sup>	2:10:36
04/20/09	Boston Marathon	3 <sup>rd</sup>	2:09:40
08/24/08	Olympic Games, Beijing	10 <sup>th</sup>	2:12:33
04/13/08	London Marathon	5 <sup>th</sup>	2:06:17
11/03/07	U.S. Olympic Trials Marathon	1 <sup>st</sup>	2:09:02
04/22/07	London Marathon	7 <sup>th</sup>	2:08:24

**Other Career Highlights**

Date	Race	Place	Time
01/29/11	U.S. Half Marathon Championships	2 <sup>nd</sup>	1:02:20

Date	Race	Place	Time
01/14/07	U.S. Half-Marathon Championships	1 <sup>st</sup>	59:42
10/08/06	IAAF World 20K Championships	11 <sup>th</sup>	57:54
04/02/06	IAAF World Cross Country Championships (12K)	43 <sup>rd</sup>	37:29
04/01/06	IAAF World Cross Country Championships (4K)	19 <sup>th</sup>	11:18

**TAKASHI HORIGUCHI****Birthdate:** September 26, 1979**Citizenship:** Japan**Resides:** Sayama City, Japan**Height:** 5' 5"**Weight:** 115 lbs.**Coach:** Kiyoshi Akimoto and Satoshi Ogawa**Sponsor:** Honda**Personal Records****Half Marathon** 1:02:32 (Marugame, 2002)**Marathon** 2:12:05 (Tokyo, 2011)**Career Overview**

Takashi Horiguchi had a promising marathon debut at the 2003 Los Angeles Marathon with a 10<sup>th</sup> place finish in 2:12:05. He registered some solid results after that, including a 7<sup>th</sup> place finish at the 2005 Tokyo Marathon, but he had not run faster than his first attempt at the marathon until this year, when he improved his time by a single second at the 2011 Tokyo Marathon to finish once again among the top 10 there.

Horiguchi will arrive in Chicago looking to capitalize on his recent improvement and break the 2:10 barrier.

**Personal**

He started running so he could keep up with his older brother who was on a running team. Outside of running, Horiguchi is a baseball fan and he enjoys playing with his three-year-old son.

**2011 Races**

Date	Race	Place	Time
07/03/11	Sapporo Half Marathon	28 <sup>th</sup>	1:05:36
05/01/11	Nittai University Time Trials 5,000m	18 <sup>th</sup>	14:13.4
04/23/11	Nittai University Time Trials 5,000m, heat	5 <sup>th</sup>	14:08.7
02/27/11	Tokyo Marathon	10 <sup>th</sup>	2:12:05

**Career Marathons**

Date	Race	Place	Time
02/27/11	Tokyo Marathon	10 <sup>th</sup>	2:12:05

Date	Race	Place	Time
02/13/05	Tokyo Marathon	7 <sup>th</sup>	2:16:08
09/26/04	Berlin Marathon	31 <sup>st</sup>	2:19:43
02/08/04	Tokyo Marathon	16 <sup>th</sup>	2:13:24
03/02/03	Los Angeles Marathon	5 <sup>th</sup>	2:12:06

**BERNARD KIPYEGO**

**Birthdate:** July 16, 1986  
**Citizenship:** Kenya  
**Resides:** Chirchir Centre, Kenya  
**Height:** 5' 7"  
**Weight:** 120 lbs.  
**Coach:** Patrick Sang  
**Agent:** Michel Boeting  
**Sponsor:** Adidas

**Personal Records**

**10K** 27:44 (Rotterdam, 2009)  
**Half Marathon** 59:10 (Rotterdam, 2009)  
**Marathon** 2:07:01 (Rotterdam, 2010)

**Career Overview**

Bernard Kipyego has the makings of one of the next great Kenyan marathoners. After winning a bronze medal at the 2007 IAAF World Cross Country Championships and producing several impressive half marathon performances, including a personal best of 59:10 and a silver medal at the 2009 IAAF World Half Marathon Championships, Kipyego graduated to the marathon in Rotterdam in 2010, running a fine debut of 2:07:01.

His second attempt in Berlin the following fall was not quite as good, but he raced to a runner-up finish at the Paris Marathon this past spring and was only 15 seconds off his personal best despite experiencing stomach problems along the way. After a recent 1:00:09 tune-up half marathon in Lille, France, in very hot weather, Kipyego appears to be ready for a breakthrough performance in Chicago.

Kipyego consistently logs 120 miles per week with his training partner, 2011 Virgin London Marathon champion, Emmanuel Mutai. He says they don't always track their distances and tend to run more by "how they feel."

**Personal**

Kipyego and his wife, Estyle Chepchirchir, have four children, ages eight, five, three and one. The Bank of America Chicago Marathon will mark Kipyego's first trip to the U.S. The thing he most wants to see while in Chicago? "I want to see the finish line first." He is nicknamed "Junior" because when he joined the Kenyan cross country team training camps he was the youngest one there. The name has stuck with him.

**2011 Races**


Date	Race	Place	Time
09/03/11	Lille Half Marathon	2 <sup>nd</sup>	1:00:09
06/03/11	Kenyan Police Championships 10,000m	1 <sup>st</sup>	28:35.1
04/10/11	Paris Marathon	2 <sup>nd</sup>	2:07:16
02/18/11	Ras Al Khaimah Half Marathon	2 <sup>nd</sup>	59:45

**Career Marathons**

Date	Race	Place	Time
04/10/11	Paris Marathon	2 <sup>nd</sup>	2:07:16
09/26/10	Berlin Marathon	6 <sup>th</sup>	2:08:50
04/11/10	Rotterdam Marathon	5 <sup>th</sup>	2:07:01

**Other Career Highlights**

Date	Race	Place	Time
10/11/09	IAAF World Half Marathon Championships	2 <sup>nd</sup>	59:59
09/14/09	Rotterdam Half Marathon	4 <sup>th</sup>	59:10
08/17/09	IAAF World Championships 10,000m	5 <sup>th</sup>	27:18.5
03/30/08	IAAF World Cross Country Championships	10 <sup>th</sup>	35:24
03/24/07	IAAF World Cross Country Championships	3 <sup>rd</sup>	36:37

**WESLEY KORIR****Birthdate:** November 15, 1982**Citizenship:** Kenya**Resides:** Louisville, KY**Coach:** Ron Mann**Agent:** Karen Locke**Sponsor:** Nike**Personal Records**

<b>10K</b>	29:01 (Ottawa, 2011)
<b>Half Marathon</b>	1:02:37 (Chicago, 2010, split)
<b>Marathon</b>	2:08:24 (Los Angeles, 2009)

**Career Overview**

On a warm day at the 2008 Bank of America Chicago Marathon, Wesley Korir handled the heat better than most, and starting with the Open field five minutes after the Elite start, he executed a clever race and ended up finishing with the day's fourth fastest time. The following spring, Korir won the Los Angeles marathon in a personal best 2:08:24, and he successfully defended his L.A. title in 2010.

Korir returned to Chicago in 2009—this time as a member of the elite field—and placed sixth overall. In 2010, he moved up a couple places to take fourth in a near personal best 2:08:44, scoring his first World Marathon Majors Series points.

Korir was a standout at the University of Louisville, finishing third in the 5,000m at the 2007 Outdoor Track & Field Championships.

**Personal**

Korir's favorite professional sports team is Manchester United, and he has a superstition about eating Subway before every race

**2011 Races**

<b>Date</b>	<b>Race</b>	<b>Place</b>	<b>Time</b>
05/28/11	Ottawa 10K	2 <sup>nd</sup>	29:01
05/08/11	Mercedes Benz 10K	1 <sup>st</sup>	29:31
03/20/11	Los Angeles Marathon	4 <sup>th</sup>	2:13:23
01/23/11	Carlsbad Half Marathon	1 <sup>st</sup>	1:02:46

**Career Marathons**

<b>Date</b>	<b>Race</b>	<b>Place</b>	<b>Time</b>
03/20/11	Los Angeles Marathon	4 <sup>th</sup>	2:13:23
10/10/10	Bank of America Chicago Marathon	4 <sup>th</sup>	2:08:44
03/21/10	Los Angeles Marathon	1 <sup>st</sup>	2:09:19
10/11/09	Bank of America Chicago Marathon	6 <sup>th</sup>	2:10:38
05/25/09	Los Angeles Marathon	1 <sup>st</sup>	2:08:24
10/12/08	Bank of America Chicago Marathon (Open)	1 <sup>st</sup>	2:13:53

**TEREFE MAREGU (ZEWDIE)****Birthdate:** October 23, 1982**Citizenship:** Ethiopia**Resides:** Addis Ababa, Ethiopia**Height:** 5' 10"**Weight:** 122 lbs.**Coach:** Haji Adillo**Agent:** Federico Rosa**Sponsor:** Nike**Personal Records**

<b>10K</b>	27:53 (Beach to Beacon, 2008)
<b>Half Marathon</b>	1:00:24 (Berlin, 2010)
<b>Marathon</b>	2:09:03 (Frankfurt, 2010)

**Career Overview**

Terefe Maregu ran a solid debut at the 2010 Frankfurt Marathon with a sixth place finish in 2:09:03. He duplicated his finish place in his next marathon in Seoul earlier this year, but not his time, slipping to 2:15:15.

Maregu's half marathon time of 1:00:24 at the 2010 Berlin Half Marathon, good for third place, speaks to his ability to run much faster in the marathon, something that he is certainly hoping to achieve at the 2011 Bank of America Chicago Marathon.

Maregu was a world-class cross country runner, picking up a bronze medal at the 2004 IAAF World Cross Country Championships, and a sixth place finish at the 2005 race, helping Ethiopia to gold in the team competition both years.

Maregu tore up the U.S. road circuit in 2008 with victories at the Carlsbad 5,000 (over Great Britain's Mo Farah) and the Utica Boilermaker 15K, and a runner-up finish at the Beach to Beacon 10K in a quick 27:53.

**2011 Races**

<b>Date</b>	<b>Race</b>	<b>Place</b>	<b>Time</b>
03/20/11	Seoul International Marathon	6 <sup>th</sup>	2:15:15
02/18/11	Ras al Khaimah Half Marathon	7 <sup>th</sup>	1:02:03

**Career Marathons**

<b>Date</b>	<b>Race</b>	<b>Place</b>	<b>Time</b>
03/20/11	Seoul International Marathon	6 <sup>th</sup>	2:15:15
10/31/10	Frankfurt Marathon	6 <sup>th</sup>	2:09:03

**Other Career Highlights**

<b>Date</b>	<b>Race</b>	<b>Place</b>	<b>Time</b>
03/28/10	Berlin Half Marathon	3 <sup>rd</sup>	1:00:24
08/02/08	Beach to Beacon 10K	2 <sup>nd</sup>	27:53
07/13/08	Utica Boilermaker 15K	1 <sup>st</sup>	44:17
04/07/08	Carlsbad 5,000	1 <sup>st</sup>	13:34
03/19/05	IAAF World Cross Country Championships (4K)	6 <sup>th</sup>	11:43
07/18/04	African Championships 5,000m	1 <sup>st</sup>	13:47.8
03/20/04	IAAF World Cross-Country Championships (4K)	3 <sup>rd</sup>	11:42

**TAKAYUKI MATSUMIYA****Birthdate:** February 21, 1980**Citizenship:** Japan**Resides:** Tokyo, Japan**Height:** 5' 4"**Weight:** 108 lbs.**Coach:** Katsumi Sakai and Daisuke Isomatsu**Sponsor:** Konica Minolta, Inc.**Personal Records****Half Marathon** 1:01:32 (Yamaguchi, 2005)**Marathon** 2:10:04 (Rotterdam, 2007)**Career Overview**

Takayuki Matsumiya is nothing if not consistent. In four career marathons, he has clocked in at 2:10 on three occasions, with the quickest being 2:10:04, good for second place at the 2007 Rotterdam Marathon on a warm day that reached the low 90's. His only blemish came at the 2010 Virgin London Marathon when he struggled to 23<sup>rd</sup> place finish in 2:21:34.

Matsumiya won the 2005 Kumamoto 30K in what was then a world record time of 1:28:00. He is also the Japanese record holder in the 5,000m (13:13.2) and represented Japan at the 2008 Olympic Games in Beijing in the 5,000m and 10,000m.

His goal at the 2011 Bank of America Chicago Marathon is to run sub 2:09:00.

**Personal**

Matsumiya has a twin brother, Yuko, who is also a top-level marathon runner. Had either of the Chicago baseball teams made the playoffs, Matsumiya, an avid baseball fan, hoped to watch a Cubs or White Sox game while in Chicago.

**2011 Races**

Date	Race	Place	Time
05/01/11	Payton Jordan Invitational 10,000m	24 <sup>th</sup>	28:14.4
04/22/11	Oregon Relays 5,000m	10 <sup>th</sup>	14:01.2
02/26/11	Fukuoka Cross Country 10K	20 <sup>th</sup>	30:13

**Career Marathons**

Date	Race	Place	Time
12/05/10	Fukuoka Marathon	3 <sup>rd</sup>	2:10:54
04/25/10	Virgin London Marathon	23 <sup>rd</sup>	2:21:34
04/15/07	Rotterdam Marathon	2 <sup>nd</sup>	2:10:04
03/05/06	Lake Biwa Marathon	2 <sup>nd</sup>	2:10:20

**Other Career Highlights**

Date	Race	Place	Time
08/17/08	Beijing Olympic Games 10,000m	31 <sup>st</sup>	28:39.8
10/01/05	IAAF World Half Marathon Championships	11 <sup>th</sup>	1:02:45
02/27/05	Kumamoto 30K	1 <sup>st</sup>	1:28:00

**YUKI MORIWAKI**

**Birthdate:** August 25, 1984  
**Citizenship:** Japan  
**Resides:** Fukuyama, Japan  
**Height:** 5' 7"  
**Weight:** 123 lbs.  
**Coach:** Hiroshi Sakanashi  
**Sponsor:** JFE Steel Corporation

**Personal Records**

**Half Marathon** 1:03:38 (Tachikawa, 2005)  
**Marathon** 2:12:34 (Beppu-Oita, 2011)

**Career Overview**

Yuki Moriwaki has something of an inauspicious start to his marathon career with a 2:16:37 effort at the 2009 Nobeoka Marathon, followed by a 2:19:30 run at the 2010 Beppu-Oita Marathon. However, he returned to Beppu-Oita this past February and chopped more than four minutes off of his personal best and improving 16 places, finishing sixth in 2:12:34. That result raised Moriwaki's national profile and he's looking to run sub 2:12 and finish among the top 10 in Chicago.

Along with his teammates at JFE Steel, Moriwaki registers 50K training sessions (more than 30 miles) while in peak marathon training.

**2011 Races**

Date	Race	Place	Time
07/03/11	Sapporo Half Marathon	60 <sup>th</sup>	1:07:05
04/17/11	Okayama Distance Festival 5000m	3 <sup>rd</sup>	14:12.7
02/06/11	Beppu-Oita Marathon	6 <sup>th</sup>	2:12:34

**Career Marathons**

Date	Race	Place	Time
02/06/11	Beppu-Oita Marathon	6 <sup>th</sup>	2:12:34
02/07/10	Beppu-Oita Marathon	22 <sup>nd</sup>	2:19:30
02/15/09	Nobeoka Marathon	5 <sup>th</sup>	2:16:37

**MOSES MOSOP**

**Birthdate:** July 17, 1985  
**Citizenship:** Kenya  
**Resides:** Eldoret - Iten, Kenya  
**Height:** 5' 7"  
**Weight:** 115 lbs.  
**Coach:** Renato Canova  
**Agent:** Jos Hermens  
**Sponsor:** Nike

**Personal Records**

**5,000m** 12:54.4 (Meeting Gaz de France, 2006)  
**10,000m** 26:49.5 (FBK Games, 2007)  
**Half Marathon** 59:20 (Stramilano, 2010)  
**Marathon** 2:03:06 (Boston, 2011)

**Career Overview**

Few knew the name Moses Mosop prior to the 2011 Boston Marathon. But after a historic day of marathon running, his name became one of the biggest in the sport. In his debut marathon, he set out from Hopkinton along with the leaders at breakneck speed, and stuck like glue to fellow Kenyan Geoffrey Mutai as the pair attacked the Newtown Hills, and by the time they appeared in Copley Square, it was history in the making.

Mosop's time of 2:03:06—the fastest ever by first-timer—was nearly three minutes quicker than the course record set the year prior. Of course, Mutai's winning time (2:03:02) was four seconds faster, and ultimately the times would be considered world "bests" not "records" due to the net elevation loss of Boston's course, which exceeds the IAAF's limit for record certification.

In June, Mosop set a certified world record for 30,000m at the Prefontaine Classic—a performance that has many believing a 2:02 marathon is on the horizon. After the race, he ran a victory lap around the University of Oregon's Hayward Field in a T-shirt that said "Stop Moses," paying homage to the event's namesake Steve Prefontaine's famous "Stop Pre" T-shirt from the 1972 U.S. Olympic Trials.

His training slowed a little after that race when he had some problems with his left tendon in July, a condition he also experienced in 2008.

Mosop has stellar track credentials with a 5,000m best of 12:54 and a 10,000m best of 26:49. He finished seventh in the 10,000m at the 2004 Athens Olympics, won a bronze medal in the 10,000m at the 2005 IAAF World Championships, and picked up a silver medal at the 2007 IAAF World Cross Country Championships.

#### Personal

Mosop is nicknamed “Engine Kubwa” (Big Engine) for his powerful running technique. His brothers Elias Mosop and Philemon Mosop are also runners. The only American music Mosop likes is that of Michael Jackson, he hopes to have a chance to visit Jackson’s birthplace in Gary, Indiana while here.

#### 2011 Races

Date	Race	Place	Time
06/26/11	BAA 10K	3 <sup>rd</sup>	28:29
06/03/11	Prefontaine Classic 30,000m	1 <sup>st</sup>	1:26:47
04/17/11	Boston Marathon	2 <sup>nd</sup>	2:03:06
03/06/11	Semi-Marathon de Paris	2 <sup>nd</sup>	1:01:47

#### Career Marathons

Date	Race	Place	Time
04/17/11	Boston Marathon	2 <sup>nd</sup>	2:03:06

#### Other Career Highlights

Date	Race	Place	Time
06/03/11	Prefontaine Classic 30,000m	1 <sup>st</sup>	26:47.4
10/16/10	IAAF Half-Marathon World Championships	10 <sup>th</sup>	1:01:31
03/21/10	Stramilano Half-Marathon	1 <sup>st</sup>	59:20
05/26/07	FBK Games 10,000m	3 <sup>rd</sup>	26:49.5
03/24/07	IAAF World Cross-Country Championships	2 <sup>nd</sup>	36:13
07/08/06	Meeting Gaz de France 5,000m	3 <sup>rd</sup>	12:54.4
08/08/05	IAAF World Championships 10,000m	3 <sup>rd</sup>	27:09.0
08/20/04	Olympic Games Beijing 10,000m	7 <sup>th</sup>	27:46.6



#### ATSUSHI SATO

**Birthdate:** August 5, 1978  
**Country:** Japan  
**Resides:** Hiroshima City, Japan  
**Height:** 5' 7"  
**Weight:** 121 lbs.  
**Coach:** Yasushi Sakaguchi  
**Agent:** Brendan Reilly  
**Sponsor:** Chugoku Electric Power Company

#### Personal Records

**Half Marathon** 1:00:25 (Udine, Italy, 2007)  
**Marathon** 2:07:13 (Fukuoka, 2007)

#### Career Overview

Atsushi Sato is the Japanese record holder in the half marathon (1:00:25), and with his personal best of 2:07:13 set at the 2007 Fukuoka Marathon, it's clear that he has the talent to challenge the Japanese marathon record of 2:06:16, set by Toshinari Takaoka at the 2002 Chicago Marathon.

He has yet to regain the level that he was at in 2007 when he ran his half marathon and marathon personal bests, but in the last couple years he has rallied with a solid showing at the 2009 London Marathon (2:09:16), he placed sixth at the 2009 IAAF World Championship Marathon in Berlin, and he grabbed a third place finish at the 2010 Tokyo Marathon.

In Chicago, where he last competed in 2005, he hopes to improve upon his personal best.

In training, Sato logs serious miles, averaging 140 miles per week and bumping up to 170 miles per week at the peak of his training.

#### Personal

Sato's favorite meal is a tofu burger. While in Chicago, he wants to check out Wrigley Field, home of the Chicago Cubs.

#### 2011 Races


Date	Race	Place	Time
07/03/11	Sapporo International Half Marathon	77 <sup>th</sup>	1:07:40
05/14/11	Chugoku Jitsugyodan Championships 10,000m	18 <sup>th</sup>	29:34.8

## Career Marathons

Date	Race	Place	Time
02/28/10	Tokyo Marathon	3 <sup>rd</sup>	2:12:35
08/22/09	IAAF World Championships, Berlin	6 <sup>th</sup>	2:12:05
04/26/09	Virgin London Marathon	8 <sup>th</sup>	2:09:16
08/24/08	Olympic Games, Beijing	76 <sup>th</sup>	2:41:08
12/02/07	Fukuoka Marathon	3 <sup>rd</sup>	2:07:13
02/04/07	Beppu-Oita Marathon	2 <sup>nd</sup>	2:11:16
10/09/05	Chicago Marathon	16 <sup>th</sup>	2:19:44
03/04/04	Otsu Marathon	4 <sup>th</sup>	2:08:36
08/30/03	IAAF World Championships, Paris	10 <sup>th</sup>	2:10:38
03/02/03	Otsu Marathon	5 <sup>th</sup>	2:08:50
12/02/01	Fukuoka Marathon	11 <sup>th</sup>	2:14:41
03/05/00	Otsu Marathon	4 <sup>th</sup>	2:09:50

## Other Career Highlights

Date	Race	Place	Time
10/11/09	IAAF World Half Marathon Championships	32 <sup>nd</sup>	1:03:25
10/14/07	IAAF World Half Marathon Championships	9 <sup>th</sup>	1:00:25
05/05/02	IAAF World Half Marathon Championships	8 <sup>th</sup>	1:01:37



## MASAKI SHIMOJU

**Birthdate:** November 1, 1983

**Citizenship:** Japan

**Resides:** Tokyo, Japan

**Height:** 5' 10"

**Weight:** 128 lbs.

**Coach:** Katsumi Sakai and Daisuke Isomatsu

**Sponsor:** Konica Minolta, Inc.

## Personal Records

**Half Marathon** 1:02:35 (Yamaguchi, 2007)

**Marathon** 2:12:18 (Nobeoka, 2010)

## Career Overview

Masaki Shimoju has shown steady improvement in his first three marathons, dropping from 2:15:57 to 2:13:08 to 2:12:18, the latter of which is his personal best, achieved by winning the 2010 Nobeoka Marathon. He regressed slightly in his most recent marathon this past spring, but has big plans to run sub 2:10 in Chicago.

## Personal


In his free time, Shimoju enjoys playing guitar and looks forward to shopping while he's in Chicago.

## 2011 Races

Date	Race	Place	Time
07/03/11	Sapporo Half-Marathon	35 <sup>th</sup>	1:05:50
06/19/11	Hokuren Distance Challenge 10,000m	11 <sup>th</sup>	29:10.0
02/06/11	Beppu-Oita Marathon	7 <sup>th</sup>	2:13:07

## Career Marathons

Date	Race	Place	Time
02/06/11	Beppu-Oita Marathon	7 <sup>th</sup>	2:13:07
02/14/10	Nobeoka Marathon	1 <sup>st</sup>	2:12:18
10/18/09	Beijing Marathon	12 <sup>th</sup>	2:13:08
04/19/09	Nagano Marathon	7 <sup>th</sup>	2:15:57

**BAZU WORKU****Birthdate:** September 15, 1990**Citizenship:** Ethiopia**Resides:** Addis Ababa, Ethiopia**Height:** 5' 8"**Weight:** 120 lbs.**Coach:** Haji Adillo**Agent:** Hussein Makke**Sponsor:** Nike**Personal Records****10K** 28:21 (New Delhi, 2008)**Half Marathon** 1:01:56 (Paris, 2009)**Marathon** 2:05:25 (Berlin, 2010)**Career Overview**

Just 21 years old, Bazu Worku is one of the many young and fearless stars of the sport. At the age of 18, Worku set a junior record of 2:06:16 at the 2009 Paris Marathon in his debut. He improved his time to 2:05:25 the following year in Berlin, placing third overall. Just 11 days past his 20<sup>th</sup> birthday, he became the youngest man in history to break 2:06 in the marathon.

This summer, Worku was named to Ethiopia's national team to compete in the marathon at the IAAF World Track & Field Championships; however, he withdrew mid-race due to stomach cramps.

One could say that the marathon distance has come easy to young Worku, but he puts in high mileage and hard workouts with several of Ethiopia's best runners, including Feyisa Lelisa, Tadese Tola, Deriba Merga and Bekana Daba under the guidance of coach Haji Adillo.

**Personal**

Worku is legally blind in one eye.

**2011 Races**

Date	Race	Place	Time
09/04/11	IAAF World Championships, Daegu	DNF	

**Career Marathons**

Date	Race	Place	Time
09/26/10	Berlin Marathon	3 <sup>rd</sup>	2:05:25

Date	Race	Place	Time
05/30/10	Ottawa Marathon	3 <sup>rd</sup>	2:09:54
04/05/09	Paris International Marathon	2 <sup>nd</sup>	2:06:15

**Other Career Highlights**

Date	Race	Place	Time
03/08/09	Paris Half Marathon	1 <sup>st</sup>	1:01:56

**INGA ABITOVA****Birthdate:** March 6, 1982**Citizenship:** Russia**Resides:** Samara, Russia**Height:** 5' 0"**Weight:** 104 lbs.**Coach:** Vladimir Timofeyev**Agent:** Andrey Baranov**Sponsor:** Adidas**Personal Records**

<b>5,000m</b>	15:15.1 (Russian Championships, 2006)
<b>10,000m</b>	30:31.4 (European Championships, 2006)
<b>Half Marathon</b>	1:09:53 (IAAF World Half Marathon Championships, 2009)
<b>Marathon</b>	2:22:19 (London, 2010)

**Career Overview**

Inga Abitova has shown great improvement since her debut at the 2004 Moscow Marathon. Since 2007, she has been a fixture at the London Marathon, finishing as high as second in 2010 in a personal best 2:22:19. Last fall, she competed in New York City and added 10 more World Marathon Majors points to her 2010 series total with a fourth place finish.

Abitova has a pair of marathon victories to her credit—the 2005 Belgrade Marathon and the inaugural Yokohama Women's Marathon in 2009.

At the 2011 Bank of America Chicago Marathon, Abitova is looking to break 2:21 and secure spot on Russia's 2012 Olympic Marathon team. She has not competed since running the London Marathon in the spring, noting that she is solely focused on running well in Chicago and, subsequently, the Olympic Games next summer. She splits her training time between Kislovodsk Russia at altitude and Portugal with the Russian National Team.

Abitova is one of Russia's top 10,000m runners. She was ranked No. 1 in the world in 2006 after winning the European Championship in 30:31.4. She went on to place sixth at the 2008 Olympic Games in Beijing.

**Personal**

Abitova graduated from the Samara Institute of Law of the Federal Penitentiary Service, specializing in Law Enforcement. She and her husband, Aleksey Potapov, a former Russian steeplechaser, have an 8-year-old son, Egor. Abitova has a Japanese tattoo on her shoulder

that represents her quest for high achievement. She loves big cities and likes to explore the architecture, museums, parks, restaurants and shopping. She is particularly looking forward to visiting the Shedd Aquarium with her family. She is currently studying English and hopes to do a press conference in that language soon.

**2011 Races**

Date	Race	Place	Time
04/17/11	Virgin London Marathon	15 <sup>th</sup>	2:26:31

**Career Marathons**

Date	Race	Place	Time
04/17/11	Virgin London Marathon	15 <sup>th</sup>	2:26:31
11/07/10	ING New York City Marathon	4 <sup>th</sup>	2:29:17
04/25/10	Virgin London Marathon	2 <sup>nd</sup>	2:22:19
11/15/09	Yokohama Women's Marathon	1 <sup>st</sup>	2:27:18
04/26/09	London Marathon	6 <sup>th</sup>	2:25:55
04/22/07	London Marathon	9 <sup>th</sup>	2:34:25
01/15/06	Mumbai Marathon	2 <sup>nd</sup>	2:33:56
04/23/05	Belgrade Marathon	1 <sup>st</sup>	2:38:21
05/16/04	Moscow Marathon	6 <sup>th</sup>	2:43:48

**Other Career Highlights**

Date	Race	Place	Time
10/11/09	IAAF World Half-Marathon Championships	9 <sup>th</sup>	1:09:53
08/15/08	Olympic Games Beijing 10,000m	6 <sup>th</sup>	30:37.3
08/25/07	IAAF World Championships 10,000m	12 <sup>th</sup>	32:40.4
08/07/06	European Championships 10,000m	1 <sup>st</sup>	30:31.4

**YUE CHAO****Birthdate:** January 5, 1991**Citizenship:** China**Resides:** Da Lian, China**Height:** 5' 3"**Weight:** 99 lbs.**Sponsor:** Nike**Personal Records****Marathon** 2:29:50 (Dalian, 2011)**Career Overview**


Just 20 years old, this will be Yue Chao's fifth marathon. Last April she broke 2:30 in her home town of Dalian, where she is a student at the Dalian Academy of Fine Arts.

**2011 Races**

Date	Race	Place	Time
05/22/11	Asian Grand Prix 10,000m	6 <sup>th</sup>	33:21.1
04/30/11	Dalian Marathon	6 <sup>th</sup>	2:29:50

**Career Marathons**

Date	Race	Place	Time
04/30/11	Dalian Marathon	6 <sup>th</sup>	2:29:50
04/18/10	Dalian Marathon	3 <sup>rd</sup>	2:33:38
01/03/10	Xiamen Marathon	5 <sup>th</sup>	2:42:23
11/08/09	Hangzhou Marathon	1 <sup>st</sup>	2:39:58

**CHRISTELLE DAUNAY****Birthdate:** December 5, 1974**Citizenship:** France**Resides:** Paris, France**Height:** 5' 4"**Weight:** 95 lbs.**Coach:** Cedric Thomas**Agent:** Rene Auguin**Sponsor:** Nike**Personal Records****5,000m** 15:24.48 (FBK Games, 2010)**10,000m** 31:44.84 (European Cup, 2011)**Half Marathon** 1:08:34 (Reims, 2010)**Marathon** 2:24:22 (Paris, 2010)**Career Overview**

Christelle Daunay holds the French national record in the marathon (2:24:22) and half marathon (1:08:34). She represented France at the 2008 Olympic Games Marathon in Beijing, placing 20<sup>th</sup>.

Daunay first set her national record at the 2008 Osaka Women's marathon, and has since broke her own record twice, at the 2009 and 2010 Paris Marathons, much to the delight of the home crowd.

At the 2009 New York City Marathon, she had an international breakout performance, finishing third.

With a top three performance in Chicago, Daunay could become first woman in history with top three finishes in Paris, New York City and Chicago.

**Personal**

Daunay was born in Le Mans, Sarthe and has been running competitively since age 11. In 2006, she decided to put off her job as a physiotherapist to focus on the 2012 Olympic Games in London.

In her spare time, Daunay enjoys gourmet cooking—she cites her favorite meal as chocolate dessert—and she supports the Le Mans basketball team. She is intrigued by Chicago's "aerial subway," also known as the "L" or elevated train.

## 2011 Races


Date	Race	Place	Time
07/28/11	French Athletics Championships 5000m	1 <sup>st</sup>	16:03.6
06/19/11	SPAR European Team Championships 3000m	9 <sup>th</sup>	9:02.2
06/04/11	European Cup 10,000m	2 <sup>nd</sup>	31:44.8
05/15/11	Great Manchester 10K	2 <sup>nd</sup>	31:59
04/02/11	Prague Half Marathon	4 <sup>th</sup>	1:11:24
02/27/11	Championnats de France de Cross 7K	1 <sup>st</sup>	23:56
02/18/11	RAK Half Marathon	9 <sup>th</sup>	1:11:14
01/09/11	Prom Classic de Nice 10K	1 <sup>st</sup>	32:46

## Career Marathons

Date	Race	Place	Time
11/07/10	ING New York City Marathon	6 <sup>th</sup>	2:29:29
04/11/10	Paris International Marathon	2 <sup>nd</sup>	2:24:22
11/01/09	ING New York City Marathon	3 <sup>rd</sup>	2:29:16
04/05/09	Paris International Marathon	3 <sup>rd</sup>	2:25:43
08/17/08	Olympic Games, Beijing	20 <sup>th</sup>	2:31:48
01/27/08	Osaka Women's Marathon	10 <sup>th</sup>	2:28:24
04/15/07	Paris International Marathon	3 <sup>rd</sup>	2:28:54

## Other Career Highlights

Date	Race	Place	Time
06/04/11	European Cup 10,000m	2 <sup>nd</sup>	31:44.8
10/17/10	Reims Half Marathon	1 <sup>st</sup>	1:08:34
05/30/10	FBK Games 5,000m	11 <sup>th</sup>	15:24.5
10/14/07	IAAF World Half Marathon Championships	22 <sup>nd</sup>	1:11:05



## EJEGAYEHU DIBABA

**Birthdate:** March 21, 1982**Citizenship:** Ethiopia**Height:** 5' 3"**Weight:** 101 lbs.**Resides:** Addis Ababa, Ethiopia**Sponsor:** Adidas

## Personal Records

**5,000m** 14:32.7 (2004)**10,000m** 30:18.4 (2005)

## Career Overview

Ejegayehu Dibaba is an Ethiopian track star who will be making her debut at the 2011 Bank of America Chicago Marathon. Her career on the oval is highlighted by a silver medal in the 10,000m at the 2004 Olympic Games in Athens. She was also a double bronze medalist in the 5,000m and 10,000m at the 2005 IAAF World Championships, and won a silver medal at the 2004 IAAF World Cross Country Championships.

Dibaba comes from perhaps the most decorated family in all of athletics. Her younger sister Tirunesh was a double gold medalist at the 2008 Beijing Olympics in the 5,000m and 10,000m, and holds the world record in the 5,000m. Tirunesh has several other world titles to her credit, along with a bronze medal from the 2004 Olympic Games (the same year Ejegayehu won silver).

What's more, the Dibaba's cousin, Derartu Tulu, is a two-time gold medalist in the 10,000m at the 1992 and 2000 Olympic Games.

## Personal

Dibaba is one of six children, and she has another sister, Genzebe, who is currently climbing the elite ranks with multiple World Junior titles on the track and in cross country. She and her sister, Tirunesh, are virtually inseparable, often braiding each other's hair and painting each other's nails before competitions.

## Career Highlights

Date	Race	Place	Time
07/03/09	Bislett Games 5,000m, Oslo	8 <sup>th</sup>	14:42.1

Date	Race	Place	Time
08/15/08	Olympic Games 10,000m, Beijing	14 <sup>th</sup>	31:22.2
08/25/07	IAAF World Championships 10,000m	7 <sup>th</sup>	32:30.4
09/09/06	IAAF World Athletics Final 5,000m	4 <sup>th</sup>	16:07.9
08/13/05	IAAF World Championships 5,000m	3 <sup>rd</sup>	14:42.5
08/06/05	IAAF World Championships 10,000m	3 <sup>rd</sup>	20:26.0
08/27/04	Olympic Games 10,000m, Athens	2 <sup>nd</sup>	30:24.9
03/20/04	IAAF World Cross Country Championships 8K	2 <sup>nd</sup>	27:29

**KAYOKO FUKUSHI****Birthdate:** March 25, 1982**Citizenship:** Japan**Resides:** Kyoto, Japan**Height:** 5' 3"**Weight:** 101 lbs.**Coach:** Tadayuki Nagayama**Agent:** Brendan Reilly**Sponsor:** Wacoal Company**Personal Records****5,000m** 14:53.2 (2005)**10,000m** 30:51.8 (2002)**Half Marathon** 1:07:26 (Marugame, 2006)**Marathon** 2:40:54 (Osaka, 2008)**Career Overview**

Kayoko Fukushi is a 10-time national champion in the 5,000m and 10,000m and the national record holder in the 3,000m, 5,000m and half marathon. Internationally, she has placed as high as sixth at the IAAF World Road Running Championships in 2006, as well as at the IAAF World Cross Country Championships the same year. A two-time Olympian in the 10,000m, her best finish was 11<sup>th</sup> in Beijing. She is only woman in Japanese history to have broken 15 minutes for 5,000m with her national record of 14:53.22 in 2005.

She made her highly anticipated marathon debut at the 2008 Osaka International Ladies Marathon, but things did not go as planned. After leading by more than two minutes at 30K and on 2:21 pace, she began to unravel. She collapsed four times before ultimately crossing the finish line—under her own power—in 19<sup>th</sup> place, 20 minutes off her goal time. She has not attempted a marathon since.

Despite the rough going in her first marathon, Fukushi has high hopes for the Bank of America Chicago Marathon. She aims to challenge the 2:20 mark and to become the first Japanese woman to win the Chicago Marathon. While not an Olympic qualifying race for the Japanese team, Fukushi hopes that Chicago will be her first step toward making Japan's Olympic Marathon team next summer.

**Personal**

The Bank of America Chicago Marathon will be Fukushi's first trip to Chicago, and she plans to stay an extra day after the marathon to go sightseeing and window shopping. She had a

fibrous tumor removed from her left foot in May of 2011 and had an ankle sprain in August. Fukushi trained in Boulder, Colorado this summer in preparation for the Chicago Marathon.

### 2011 Races

Date	Race	Place	Time
07/24/11	Shibetsu Half Marathon	10 <sup>th</sup>	1:17:19
05/01/11	Payton Jordan Invitational 10,000m	3 <sup>rd</sup>	30:54.3
02/06/11	Marugame Half Marathon	1 <sup>st</sup>	1:09:00

### Career Marathons

Date	Race	Place	Time
01/27/08	Osaka International Ladies Marathon	19 <sup>th</sup>	2:40:54

### Other Career Highlights

Date	Race	Place	Time
08/15/09	IAAF World Championships 10,000m	9 <sup>th</sup>	31:23.5
08/15/08	Olympic Games, Beijing 10,000m	11 <sup>th</sup>	31:01.1
08/25/07	IAAF World Championships 10,000m	10 <sup>th</sup>	32:32.8
10/08/06	IAAF World 20K Championships	6 <sup>th</sup>	1:05:32
04/01/06	IAAF World Cross Country Championships	6 <sup>th</sup>	25:51
08/06/05	IAAF World Championships 10,000m	11 <sup>th</sup>	31:03.7
08/27/04	Olympic Games, Athens 10,000m	26 <sup>th</sup>	33:48.5
03/23/03	IAAF World Championships, 10,000m	11 <sup>th</sup>	31:10.6



### MARIA KONOVALOVA

**Birthdate:** August 14, 1974

**Resides:** Irkutsk, Russia

**Height:** 5' 11"

**Weight:** 138 lbs.

**Coach:** Yuriy Konovalova

**Agent:** Andrey Baranov

**Sponsor:** Nike

### Personal Records

**5,000m** 14:38.1 (Russian Athletics Championships, 2008)

**10,000m** 30:31.0 (Russian Athletics Championships, 2009)

**Half Marathon** 1:10:39 (Chicago, 2010) – split

**Marathon** 2:23:50 (Chicago, 2010)

### Career Overview

Maria Konovalova took her time moving up to the marathon after a stellar career on the track, highlighted by a fifth place finish in the 10,000m at the 2008 Beijing Olympic Games.

She struggled in her marathon debut, finishing 16<sup>th</sup> at the 2010 London Marathon in 2:35:21. Later that year, however, she reached the podium with a third place finish at the Bank of America Chicago Marathon in a personal best 2:23:50, making good on the promise she had shown throughout her career on the track. She returned to London earlier this year, and ran a solid 2:25:18, placing 10<sup>th</sup> in a stacked field.

At the 2011 Bank of America Chicago Marathon, Konovalova will be looking for a quick time in order to be considered for the Russian squad at the 2012 Olympic Games.

### Personal

Konovalova is a thyroid cancer survivor. Two surgeries in 2000 and 2002 saved her life, but left her with damaged vocal chords. A cross country ski-racer in her youth, Konovalova switched to running in part because she thought it was better to do workouts at the indoor tracks or warm weather training camps than in the extreme conditions of Siberian winters.

### 2011 Races

Date	Race	Place	Time
04/17/11	Virgin London Marathon	10 <sup>th</sup>	2:25:18

## Career Marathons

Date	Race	Place	Time
04/17/11	Virgin London Marathon	10 <sup>th</sup>	2:25:18
10/10/10	Bank of America Chicago Marathon	3 <sup>rd</sup>	2:23:50
04/25/10	Virgin London Marathon	16 <sup>th</sup>	2:35:21

## Other Career Highlights

Date	Race	Place	Time
08/15/09	IAAF World Championships 10,000m	11 <sup>th</sup>	31:26.9
08/15/08	Olympic Games, Beijing 10,000m	5 <sup>th</sup>	30:35.8
09/01/07	IAAF World Championships 5,000m	11 <sup>th</sup>	15:09.7
08/27/99	IAAF World Championships 5,000m	7 <sup>th</sup>	14:58.6
08/12/95	IAAF World Championships 5,000m	6 <sup>th</sup>	15:01.2



## CRUZ NONATA DA SILVA

**Birthdate:** August 18, 1974

**Citizenship:** Brazil

**Resides:** Brazil

**Height:** 5' 3"

**Weight:** 100 lbs.

**Coach:** Jose Alessandro

**Agent:** Hugo Sousa

**Sponsor:** BM&F BOVESPA

## Personal Records

**10K** 32:37 (Tribuna, 2011)

**Half Marathon** 1:11:50 (Rio de Janeiro, 2011)

## Career Overview

Cruz Nonata da Silva is a 37-year-old veteran who is having a career year in 2011 with personal bests in the 10K and half marathon and a couple victories on the track at 5,000m. She'll be looking to carry that momentum into her debut marathon at the 2011 Bank of America Chicago Marathon.

Nonata da Silva competes for the same Brazilian club—BM&F BOVESPA—as two-time New York City Marathon champion Marilson Dos Santos, who will also be competing in this year's Chicago Marathon.

## Personal

Nonata da Silva did not start running competitively until she was 30 years old, motivated by her two brothers who are also runners. She and her husband, Raimundo, have two children, Jose and Alexandra.

## 2011 Races

Date	Race	Place	Time
08/21/11	Meia Maratona Rio de Janeiro	3 <sup>rd</sup>	1:11:50
08/03/11	Trofeu Brasil 10,000m	2 <sup>nd</sup>	33:09.0
07/23/11	Sae Caetano Do Sul 5,000m	1 <sup>st</sup>	17:29.0
06/05/11	Buenos Aires 10,000m	3 <sup>rd</sup>	32:53.7
05/15/11	Tribuna 10-K	3 <sup>rd</sup>	32:37
05/11/11	GP Caixa/Unifor de Atletismo 5,000m	1 <sup>st</sup>	15:27.7
04/29/11	Campeonato Brasileiro 10,000m	2 <sup>nd</sup>	33:31.6

**LILIYA SHOBUKHOVA****Birthdate:** November 13, 1977**Citizenship:** Russia**Resides:** Beloretsk, Russia**Height:** 5' 7"**Weight:** 112 lbs.**Coach:** Igor Shobukhova**Agent:** Andrey Baranov**Sponsor:** Nike**Personal Records****5,000m** 14:23.75 (Russian Athletics Championships, 2008)**10,000m** 30:29.36 (Russian Athletics Championships, 2009)**Marathon** 2:20:15 (London, 2010)**Career Overview**

Liliya Shobukhova is the reigning World Marathon Majors series champion and the two-time defending Bank of America Chicago Marathon champion. A third consecutive victory in Chicago would put her in a class by herself as the event's only three-time winner.

On the track, she is a former world record holder in the 3,000m, and the current European record holder in the 3,000m and 5,000m. She won a silver medal in the 3,000m at the 2006 IAAF Indoor World Championships, and repeated the feat later that year in the 5,000m at the European Outdoor Championships.

Her marathon debut at the 2009 London Marathon was a successful one, placing third in 2:24:24. Later that year, she won her first major marathon in only her second attempt in Chicago, tapping into her devastating track speed to pull away from the field in the final two kilometers. Her final 2.2 kilometers, run in six minutes, 36 seconds, is the fastest known spit in history for women.

Shobukhova's winning streak continued through 2010, winning in London and defending her title in Chicago. In the spring, Shobukhova set a new personal best and Russian record (2:20:15) in London, placing second to Kenya's Mary Keitany.

**Personal**

Beyond running, Shobukhova enjoys being a mother to her eight-year-old daughter Anna, as well as cooking, gardening, embroidering and taking care of her cats and dogs. Her favorite

city is Orlando, Florida, which is where she has taken her family to Disney World after her last two victories in Chicago. She enjoys doing embroidery as a way to relieve stress at training camp.

**2011 Races**

Date	Race	Place	Time
06/11/11	NYRR New York Mini 10K	28 <sup>th</sup>	35:31
04/17/11	Virgin London Marathon	2 <sup>nd</sup>	2:20:15

**Career Marathons**

Date	Race	Place	Time
04/18/11	Virgin London Marathon	2 <sup>nd</sup>	2:20:15
10/10/10	Bank of America Chicago Marathon	1 <sup>st</sup>	2:20:25
04/25/10	Virgin London Marathon	1 <sup>st</sup>	2:22:00
10/11/09	Bank of America Chicago Marathon	1 <sup>st</sup>	2:25:56
04/26/09	London Marathon	3 <sup>rd</sup>	2:24:24

**Other Career Highlights**

Date	Race	Place	Time
08/15/09	IAAF World Championships 10,000m	19 <sup>th</sup>	32:42.4
07/23/09	Russian Athletics Championships 10K	1 <sup>st</sup>	30:29.36
08/22/08	Olympic Games, Beijing 5,000m	6 <sup>th</sup>	15:46.6
07/19/08	Russian Athletics Championships 5K	1 <sup>st</sup>	14:23.75
10/14/07	IAAF World Half Marathon Championships	25 <sup>th</sup>	1:11:35
09/17/06	IAAF World Cup 5,000m	2 <sup>nd</sup>	15:05.3
08/12/06	European Championships 5,000m	2 <sup>nd</sup>	14:56.6
03/11/06	IAAF World Indoor Championships 3,000m	2 <sup>nd</sup>	8:42.2
08/13/05	IAAF World Championships 5,000m	9 <sup>th</sup>	14:47.1
08/23/04	Olympic Games, Athens 5,000m	13 <sup>th</sup>	15:15.6

**ASKALE Tafa MAGARSA****Birthdate:** September 27, 1984**Citizenship:** Ethiopia**Resides:** Addis Ababa, Ethiopia**Height:** 5' 1"**Weight:** 95 lbs.**Coach:** Tola Debela**Agent:** Federico Rosa**Sponsor:** Nike**Personal Records****Half Marathon** 1:09:37 (Berlin, 2008) – Split**Marathon** 2:21:31 (Berlin, 2008)**Career Overview**

Askale Tafa has shown great improvement since her first marathon at the age of 20. Her personal best times have progressed from 2:28:27 (2005) to 2:27:57 (2006) to 2:25:07 (2007) to 2:21:31 (2008).

In 2006-2007 she went on a hot streak, winning three sizeable marathons within seven months—Milan, Dubai and Paris, respectively.

At the 2008 Berlin Marathon, she set out at a very aggressive 2:18 pace in the first half. Although she was eventually passed by Germany's Irina Mikitenko, Tafa reached the finish line in 2:21:31, making her the second fastest Ethiopian marathoner of all-time.

Her appearance at the 2010 Bank of America Chicago Marathon was not her finest, largely due to a knee injury that has hampered her running over the past year, but after dropping out of the Dubai Marathon in January, she had a solid showing in London, and is fully healthy and looking to challenge her personal best time in Chicago.

**Personal**

Tafa's husband and coach, Tola Debela, is also a long distance runner with a personal best of 2:23 in the marathon.

**2011 Races**

Date	Race	Place	Time
04/17/11	Virgin London Marathon	11 <sup>th</sup>	2:25:24
01/21/11	Dubai Marathon	DNF	

**Career Marathons**

Date	Race	Place	Time
04/17/11	Virgin London Marathon	11 <sup>th</sup>	2:25:24
01/21/11	Dubai Marathon	DNF	
10/10/10	Bank of America Chicago Marathon	12 <sup>th</sup>	2:32:24
04/25/10	Virgin London Marathon	5 <sup>th</sup>	2:24:39
01/22/10	Dubai Marathon	6 <sup>th</sup>	2:27:27
09/28/08	Berlin Marathon	2 <sup>nd</sup>	2:21:31
04/21/08	Boston Marathon	5 <sup>th</sup>	2:29:48
01/18/08	Dubai Marathon	3 <sup>rd</sup>	2:23:23
09/02/07	IAAF World Championships Marathon	22 <sup>nd</sup>	2:38:01
04/15/07	Paris Marathon	1 <sup>st</sup>	2:25:07
01/12/07	Dubai Marathon	1 <sup>st</sup>	2:27:19
10/08/06	Milan Marathon	1 <sup>st</sup>	2:27:57
06/04/06	Rock 'n' Roll San Diego Marathon	4 <sup>th</sup>	2:29:47
01/15/06	Rock 'n' Roll Arizona Marathon	2 <sup>nd</sup>	2:31:46
09/25/05	Berlin Marathon	3 <sup>rd</sup>	2:28:27
03/13/05	Rome Marathon	3 <sup>rd</sup>	2:32:34

**BENITA WILLIS****Birthdate:** May 6, 1979**Citizenship:** Australia**Resides:** Boulder, CO**Height:** 5' 6"**Weight:** 110 lbs.**Coach:** Brad Hudson**Agent:** Nic Bideau**Sponsor:** Saucony**Personal Records**

<b>5,000m</b>	14:47.6 (Berlin, 2002)
<b>10,000m</b>	30:37.7 (Paris, 2003)
<b>Half Marathon</b>	1:08:28 (Berlin, 2007)
<b>Marathon</b>	2:22:36 (Chicago, 2006)

**Career Overview**

Benita Willis is the Australian record holder at every distance from 2,000m to the marathon, the latter of which she set at the 2006 Chicago Marathon, placing third.

Willis, a two-time Olympian, has competed well internationally. Most notably, she won the world title at the 2004 IAAF Cross Country Championships. She also picked up a bronze medal at the 2003 IAAF World Half Marathon Championships.

Her last marathon was a 21st place finish at the Beijing Olympic Games in 2008. After a couple down years, she has been climbing back up the world-class ranks. She will be looking to make a statement that she is back in top form at the 2011 Bank of America Chicago Marathon, and is aiming to secure a qualifying spot for the 2012 Olympic Games Marathon.

Willis was voted Australian Athlete of the Year in 2004-2005 for her running achievements.

**Personal**

Over the past few years, Willis has had to overcome a litany of injuries, including multiple stress fractures, bouts of tendonitis in her shin and foot, knee tracking issues, glandular fever, and IT band syndrome. But the hardest of all for her to overcome was the death of her father in 2008 due to a sudden neurological disease.

Prior to running full-time, Willis played field hockey for 15 years and represented Australia for three years leading up to the Sydney Olympics. She is also an avid Manchester United fan.

**2011 Races**

<b>Date</b>	<b>Race</b>	<b>Place</b>	<b>Time</b>
09/18/11	Rock 'n' Roll Philadelphia Half Marathon	20 <sup>th</sup>	1:15:07
08/06/11	Beach to Beacon 10K	5 <sup>th</sup>	33:16
06/26/11	BAA 10K	5 <sup>th</sup>	34:11
06/11/11	Bellin Run 10K	3 <sup>rd</sup>	34:35
06/04/11	Freihofer's Run for Women 5K	12 <sup>th</sup>	16:27
01/23/11	Cross Internacional Juan Muguerza 6,624m	9 <sup>th</sup>	22:59
01/16/11	Cross Internacional de Itálica 8K	7 <sup>th</sup>	27:05

**Career Marathons**

<b>Date</b>	<b>Race</b>	<b>Place</b>	<b>Time</b>
08/17/08	Olympic Games Marathon, Beijing	21 <sup>st</sup>	2:32:06
10/07/07	Chicago Marathon	5 <sup>th</sup>	2:38:30
04/22/07	London Marathon	7 <sup>th</sup>	2:29:47
10/22/06	Chicago Marathon	3 <sup>rd</sup>	2:22:36
04/17/05	London Marathon	6 <sup>th</sup>	2:26:32
11/07/04	ING New York City Marathon	14 <sup>th</sup>	2:38:03

**Other Career Highlights**

<b>Date</b>	<b>Race</b>	<b>Place</b>	<b>Time</b>
10/16/10	IAAF World Half Marathon Championships	26 <sup>th</sup>	1:14:28
04/01/07	Vattenfall Berlin Half Marathon	1 <sup>st</sup>	1:08:28
08/25/07	IAAF World Championships 10,000m	17 <sup>th</sup>	32:55.9
03/21/06	Commonwealth Games 10,000m	4 <sup>th</sup>	31:58.1
08/06/05	IAAF World Championships 10,000m	19 <sup>th</sup>	31:55.1
08/27/04	Olympic Games, Athens 10,000m	24 <sup>th</sup>	32:32.0
03/20/04	IAAF World Cross Country Championships	1 <sup>st</sup>	27:17
10/04/03	IAAF World Half Marathon Championships	3 <sup>rd</sup>	1:09:26
08/23/03	IAAF World Championships 10,000m	8 <sup>th</sup>	30:37.7
08/11/01	IAAF World Championships 5,000m	12 <sup>th</sup>	15:36.8

**WEI YANAN****Birthdate:** December 12, 1981**Citizenship:** China**Resides:** Changchun, China**Height:** 5' 4"**Weight:** 109 lbs.**Sponsor:** Nike**Personal Records**

<b>10,000m</b>	31:54.85 (Guangzhou, 2001)
<b>Half Marathon</b>	1:11:07 (Beijing, 2008) – Split
<b>Marathon</b>	2:23:12 (Seoul, 2007)

**Career Overview**

Wei Yanan has had an extensive marathon career dating back to 2000, and her total of 12 lifetime sub 2:30's is second best by a Chinese woman. She has raced mostly within Asia and has six career marathon victories, including the 2000 Beijing Marathon, where at the age of 18 she is the event's youngest winner, and the 2007 Seoul International Marathon, where she posted a personal best of 2:23:12.

Early in her career she competed at the 2001 Boston Marathon, posting a solid eighth place finish in 2:29:52.

After starting out with the typical racing schedule of one to two marathons per year from 2000-2007, Wei has ramped up to the intense pace of four marathons per year since 2008. Her 2011 schedule thus far suggests the same with a pair of runner-up performances at the Seoul Marathon in March and the World Military Games Marathon in July.

**Personal**


Wei was born in the Kunshan, Jiangsu Province. She competes for the Chinese Army.

**2011 Races**

<b>Date</b>	<b>Race</b>	<b>Place</b>	<b>Time</b>
07/22/11	CISM World Military Games 5000m	6 <sup>th</sup>	16:28.8
07/17/11	CISM World Military Games Marathon	2 <sup>nd</sup>	2:36:19
03/20/11	Seoul International Marathon	2 <sup>nd</sup>	2:27:13
03/06/11	Goyang Women's Half Marathon	9 <sup>th</sup>	1:14:38

**Career Marathons**

<b>Date</b>	<b>Race</b>	<b>Place</b>	<b>Time</b>
07/17/11	CISM World Military Games Marathon	2 <sup>nd</sup>	2:36:19
03/20/11	Seoul International Marathon	2 <sup>nd</sup>	2:27:13
10/24/10	Beijing International Marathon	4 <sup>th</sup>	2:30:46
09/05/10	Taiyun Marathon	6 <sup>th</sup>	2:46:41
04/18/10	Dalian Marathon	7 <sup>th</sup>	2:38:16
04/11/10	Daegu Marathon	8 <sup>th</sup>	2:35:46
11/29/09	Shanghai Marathon	1 <sup>st</sup>	2:27:49
10/18/09	Beijing International Marathon	9 <sup>th</sup>	2:36:40
03/15/09	Seoul International Marathon	3 <sup>rd</sup>	2:29:00
01/03/09	Xiamen Marathon	8 <sup>th</sup>	2:40:35
11/30/08	Shanghai Marathon	2 <sup>nd</sup>	2:26:49
10/12/08	Maratona D'Italia Memorial Enzo Ferrari	2 <sup>nd</sup>	2:33:29
04/20/08	Beijing Olympics Test Marathon	DNF	
01/05/08	Xiamen Marathon	3 <sup>rd</sup>	2:25:10
09/02/07	IAAF World Championships Marathon	37 <sup>th</sup>	2:45:50
03/18/07	Seoul International Marathon	1 <sup>st</sup>	2:23:12
03/25/06	Xiamen Marathon	6 <sup>th</sup>	2:31:43
10/16/05	Beijing International Marathon	11 <sup>th</sup>	2:34:32
03/13/05	Seoul International Marathon	2 <sup>nd</sup>	2:25:55
11/13/04	Shanghai Marathon	1 <sup>st</sup>	2:30:37
10/31/04	Dalian Marathon	1 <sup>st</sup>	2:29:04
03/17/02	Seoul International Marathon	1 <sup>st</sup>	2:25:06
10/14/01	Beijing International Marathon	2 <sup>nd</sup>	2:24:02
04/16/01	Boston Marathon	8 <sup>th</sup>	2:29:52
10/15/00	Beijing International Marathon	1 <sup>st</sup>	2:26:34
04/02/00	Jinan Marathon	4 <sup>th</sup>	2:37:10

**BELAINESH GEBRE ZEMEDKUM****Birthdate:** December 23, 1987**Citizenship:** Ethiopia**Resides:** Flagstaff, AZ**Height:** 5' 5"**Weight:** 110 lbs.**Sponsor:** Adidas**Personal Records****10K:** 31:55 (Barcelona, 2006)**Half Marathon:** 1:09:17 (Prague, 2011)**Marathon:** 2:32:13 (Honolulu, 2010)**Career Overview**

After a successful junior career that resulted in three top five placements at the world level, Belainesh Gebre Zemedkum jumped up to the marathon last December in Honolulu, where she won in her debut at the distance. She has run two more marathons since, and all have been within the 2:32-2:34 range. However, her course record at the Naples Half Marathon in January (1:09:58) and personal best at the Prague Half Marathon (1:09:17) in May, point toward Zemedkum being able to run a much quicker marathon time this fall.

After a successful summer on the U.S. road race circuit, she appears ready for a breakthrough race at the Bank of America Chicago Marathon.

**Personal**

Zemedkum began running after she first saw Ethiopian icon Haile Gebreselassie running on T.V.

**2011 Races**

Date	Race	Place	Time
07/10/11	Utica Boilermaker 15K	2 <sup>nd</sup>	48:45
07/04/11	Peachtree Road Race 10K	3 <sup>rd</sup>	31:59
06/12/11	North Shore (Chicago) Half Marathon	1 <sup>st</sup>	1:14:52
06/11/11	New York Mini 10K	3 <sup>rd</sup>	32:10
05/08/11	Prague International Marathon	3 <sup>rd</sup>	2:32:15
04/23/11	Crescent City Classic 10K	3 <sup>rd</sup>	31:58
04/02/11	Prague Half Marathon	2 <sup>nd</sup>	1:09:17

Date	Race	Place	Time
01/30/11	Chevron Houston Marathon	4 <sup>th</sup>	2:34:47
01/16/11	Naples Daily News Half Marathon	1 <sup>st</sup>	1:09:58

**Career Marathons**

Date	Race	Place	Time
05/08/11	Prague International Marathon	3 <sup>rd</sup>	2:32:15
01/30/11	Chevron Houston Marathon	4 <sup>th</sup>	2:34:47
12/12/10	Honolulu Marathon	1 <sup>st</sup>	2:32:13

**Other Career Highlights**

Date	Race	Place	Time
08/19/06	IAAF World Junior Championships 3,000m	4 <sup>th</sup>	9:10.9
04/01/06	IAAF World Junior Cross Country Championships	5 <sup>th</sup>	19:56
03/19/05	IAAF World Junior Cross Country Championships	5 <sup>th</sup>	20:47

**KURT FEARNLEY****Australia****Birthdate:** March 23, 1981**Career Notes**

In 38 career marathon starts, Kurt Fearnley has won 28 times, with three of those coming in Chicago (2007, 2008, 2009). His dominant run at the Bank of America Chicago Marathon came to an end last year when he was chosen to represent Australia at the Commonwealth Games. In his absence, Switzerland's Heinz Frei snatched away his course record. The two champions will go head-to-head in Chicago this year.

Fearnley is a three-time Paralympian with nine total medals, three of them gold, and holds Paralympic records in the 5,000m and marathon.

In addition to Chicago, Fearnley has won big city marathons around the world, including New York City, London, Seoul, Paris and Sydney.

In 2011, Fearnley finished second at the Boston Marathon, just one second outside of first.

**HEINZ FREI****Switzerland****Birthdate:** January 28, 1958**Career Notes**

Last year marked Heinz Frei's first appearance at the Bank of America Chicago Marathon. It didn't take long for the veteran racer to find his groove in Chicago as he cruised to victory and a new course record of 1:26:56, taking down the three-year-old mark held by Australia's Kurt Fearnley.

Frei has an athletic resume that is tough to match with 14 gold medals at the summer and winter Paralympic Games, and world records held at distances of 10,000m, the half marathon and marathon. He has competed in every Summer Paralympics from 1984 to 2008. At the Winter Paralympics, he competed in cross country sit-skiing from 1984 to 2006 and in the biathlon in 1994.

So far in 2011, he finished runner-up at the London Marathon and won the Paris Marathon.

**ADAM BLEAKNEY****United States****Birthdate:** August 27, 1975**Career Notes**

Adam Bleakney is the 2002 Chicago Marathon champion, was runner-up in 1999 and 2004, and placed seventh in 2010. As the coach of the University of Illinois racing team, Bleakney is maintaining the championship tradition that hails from Champaign, IL.

In addition to his victory in Chicago, he is champion of the 2006 Indy Mini Marathon in Indianapolis, IN and the 2005 Country Music Marathon in Nashville, TN. He placed fifth at the 2008 Grandma's Marathon in Duluth, MN, and fifth at the 2009 Gasparilla Distance Classic in Tampa, FL.

Bleakney was a member of the 2008 U.S. Paralympic Team and captured the silver medal in the 800m at the 2004 Paralympics in Athens.

**JOSHUA GEORGE****United States****Birthdate:** March 18, 1984**Career Notes**

Joshua George is a three-time Chicago Marathon champion (2003, 2004, 2006) who honed his skills as part of the accomplished University of Illinois team based out of Champaign, IL. George placed ninth at the 2010 Bank of America Chicago Marathon.

George has shown great diversity over the course of his career, excelling in both sprint and long distance events. He broke the Paralympic record in the 100m en route to winning the gold medal in Beijing. He also claimed the silver medal in the 800m. He has held the world record in both the 100m and 800m events and won four gold medals at the 2006 IPC World Championships, and two bronze medals at the 2004 Paralympics in Athens.

George has also represented Team USA in wheelchair basketball, helping the squad to a gold medal at the 2008 Parapan Games in Brazil.

**AARON PIKE****United States****Birthdate:** May 5, 1986**Career Notes**

Aaron Pike is a recent graduate of the University of Illinois who placed sixth at the 2010 Bank of America Chicago Marathon, an improvement over his eighth place finish the year before. Pike recently qualified for his first national team at the 2011 IPC Athletics World Championships in Christchurch, New Zealand.

Pike finished eighth at the Boston Marathon this past April, he won the Bolder Boulder 10K in May, and finished fourth at Grandma's Marathon in June.

**CHRISTIE DAWES****Australia****Birthdate:** May 3, 1980**Career Notes**

Christie Dawes has represented Australia at the 1996, 2000, 2004 and 2008 Paralympic Games. As a 16-year-old at the 1996 Games in Atlanta, she was awarded the Young Paralympian of the Year Award. At the 2008 Games, she won an even greater award—a bronze medal in the 4 x 100m relay.

Dawes placed fifth at the 2009 Bank of America Chicago Marathon, three seconds behind champion Tatyana McFadden.

She is coached by her husband, Andrew, who also coaches three-time Chicago Marathon champion Kurt Fearnley.

**TATYANA MCFADDEN****United States****Birthdate:** April 21, 1989**Career Notes**

At the 2009 Bank of America Chicago Marathon, Tatyana McFadden won the closest wheelchair finish in Chicago Marathon history, with the top five finishers all crossing the line within three seconds of one another.

The six-time Paralympic medalist also holds U.S. records in the 100m, 200m, 400m, 800m, and 1,500m and is ranked second in the world as a sprinter.

McFadden is a member of the prestigious University of Illinois racing team, coached by veteran racer Adam Bleakney.

**AMANDA MCGRORY****United States****Birthdate:** June 9, 1986**Career Notes**

Amanda McGrory, the defending Bank of America Chicago Marathon champion, is aiming to win her fourth Chicago race in the past five years. She is a member of the University of Illinois wheelchair racing team.

McGrory first made her mark in 2006 with a thrilling victory at the New York City Marathon, beating Great Britain's Shelly Woods by just two seconds. She finished third in New York the following year. At the 2006 IPC World Championships, McGrory picked up a gold medal in the 800m and silver in the 400m.

Her first trip to the Paralympics was a memorable one. At the 2008 Beijing Games, she took home a complete set of medals, winning gold in the 5,000m, silver in the marathon and bronze in the 800m. Her gold medal in the 5,000m was won in thrilling fashion, edging Canada's Diane Roy by a hundredth of a second.

McGrory had a great spring, winning both the Paris and London Marathons.

### **DIANE ROY**

**Canada**

**Birthdate:** January 9, 1971

#### **Career Notes**

Diane is a two-time Paralympian who won bronze medals in the 400m and 1,500m races at the 2004 Games in Athens, and silver in the 5,000m at the 2008 Games in Beijing. After initially being awarded the gold medal in the 5,000m, officials determined that the race should be re-run because of a crash that impacted several competitors. In the re-run, Roy finished second to Amanda McGrory of the United States and had to give up her gold medal in exchange for silver.

At the 2009 Bank of America Chicago Marathon, she finished second to Tatyana McFadden by two seconds.



# CHICAGO RECORDS

# LET'S **SRUN** TOGETHER

October 9, 2011



**WORLD MARATHON MAJORS**  
BOSTON LONDON BERLIN CHICAGO NEW YORK

**CHICAGO RECORDS**

Course Records..... 102

Course Record Split Times ..... 103

Course Record Progression..... 104

Margins of Victory ..... 106

Fastest Finishers by Place ..... 108

Closest Finishes..... 109

Fastest Cumulative Races ..... 110

Multiple Chicago Champions ..... 111

Chicago Runner-Up Followed by Victory ..... 111

Records Set in Chicago ..... 112

Top 10 American Performances in Chicago ..... 113

Top 10 Non-American Performances in Chicago ..... 114

Top 100 Performances in Chicago ..... 115

**COURSE RECORDS**

**Men: 2:05:41**

Sammy Wanjiru, KEN, Oct. 11, 2009

**Women: 2:17:18**

Paula Radcliffe, GBR, Oct. 13, 2002

**Wheelchair Men: 1:26:56**

Heinz Frei, SUI, Oct. 10, 2010

**Wheelchair Women: 1:44:29**

Ann Walters, USA (Champaign, IL), Oct. 25, 1992

**Masters Men: 2:17:02**

Steve Plasencia, USA (Minneapolis, MN), Oct. 24, 1999

**Masters Women: 2:28:40**

Colleen De Reuck, USA (Boulder, CO), Oct. 9, 2005

**Debutante Ball**

The Bank of America Chicago Marathon has long been a favorite for debut marathons due to the flat and fast nature of the course and the supportive crowds. In fact, two of the men's top 10 fastest debut marathons of all-time have been run in Chicago.

*For a list of top 10 Men's and Women's debut marathons see page 132.*

**COURSE RECORD SPLIT TIMES**

**Men**

2:05:41, Sammy Wanjiru, 2009

Distance	Time	Min/Mile
5K .....	00:14:34 .....	04:41
10K .....	00:29:11 .....	04:41
15K .....	00:44:00 .....	04:43
20K .....	00:58:51 .....	04:44
13.1M .....	01:02:01 .....	04:44
25K .....	01:13:41 .....	04:44
30K .....	01:28:46 .....	04:45
35K .....	01:43:58 .....	04:46
40K .....	01:58:56 .....	04:47
26.2M .....	02:05:41 .....	04:47
1 <sup>st</sup> Half .....	01:02:01 .....	04:44
2 <sup>nd</sup> Half .....	01:03:40 .....	04:51

**Women**

2:17:18, Paula Radcliffe, 2002

Distance	Time	Min/Mile
5K .....	16:27 .....	5:17
10K .....	32:47 .....	5:15
15K .....	49:06 .....	5:15
20K .....	1:05:26 .....	5:15
13.1M .....	1:09:01 .....	5:16
25K .....	1:21:34 .....	5:11
30K .....	1:37:40 .....	5:11
35K .....	1:53:45 .....	5:10
40K .....	2:10:08 .....	5:16
26.2M .....	2:17:18 .....	5:13
1 <sup>st</sup> Half .....	01:09:01 .....	05:16
2 <sup>nd</sup> Half .....	01:08:17 .....	05:13

## COURSE RECORD PROGRESSION

### CHICAGO COURSE RECORD PROGRESSION

#### Men

Time	Name	Country	Date
2:05:41	Sammy Wanjiru	KEN	Oct. 11, 2009
2:05:42	Khalid Khannouchi	MAR	Oct. 24, 1999
2:06:54	Ondoro Osoro	KEN	Oct. 11, 1998
2:07:10	Khalid Khannouchi	MAR	Oct. 19, 1997
2:07:13	Steve Jones	GBR	Oct. 20, 1985
2:08:05	Steve Jones	GBR	Oct. 21, 1984
2:09:44	Joseph Nzau	KEN	Oct. 16, 1983
2:10:59	Greg Meyer	USA/MA	Sept. 26, 1982
2:14:04	Frank Richardson	USA/IA	Sept. 28, 1980
2:17:52	Dan Cloeter	USA/NE	Sept. 25, 1977

#### Women

Time	Name	Country	Date
2:17:18	Paula Radcliffe	GBR	Oct. 13, 2002
2:18:47	Catherine Ndereba	KEN	Oct. 7, 2001
2:21:21	Joan Benoit Samuelson	USA/ME	Oct. 20, 1985
2:26:01	Rosa Mota	POR	Oct. 21, 1984
2:31:12	Rosa Mota	POR	Oct. 16, 1983
2:33:23	Nancy Konz	USA/MA	Sept. 26, 1982
2:45:03	Sue Petersen	USA/CA	Sept. 28, 1980
2:50:47	Dorothy Doolittle	USA/TX	Sept. 25, 1977

#### Masters Men

Time	Name (Age)	Country	Date
2:17:02	Steve Plasencia (42)	USA/MN	Oct. 24, 1999
2:19:40	Mike Hurd (40)	GBR	Oct. 26, 1986
2:23:55	Antonio Villanueva (45)	MEX	Oct. 20, 1985
2:32:05	Roger Pflugfelder (41)	USA/PA	Oct. 16, 1983
2:33:47	Roger Rouiller (43)	USA/IL	Sept. 27, 1981
2:33:52	Lee Wilcox (40)	USA/WI	Sept. 24, 1978
2:38:34	Alex Ratelle (52)	USA/MN	Sept. 25, 1977

#### Masters Women

Time	Name (Age)	Country	Date
2:28:40	Colleen De Reuck (41)	USA/CO	Oct. 9, 2005
2:29:25	Tatyana Pozdnyakova (43)	UKR	Oct. 11, 1998

## COURSE RECORD PROGRESSION

Time	Name (Age)	Country	Date
2:31:14	Priscilla Welch (41)	GBR	Oct. 26, 1986
2:43:35	Cincy Dalrymple (40)	USA/NY	Sept. 26, 1982
3:08:48	Helen Dick (56)	USA/CA	Sept. 28, 1980
3:20:00	Marion Burchfield (42)	USA/IL	Sept. 24, 1978
3:42:05	Carol Davis (41)	USA/IL	Sept. 27, 1977

#### Wheelchair Men

Time	Name	Country	Date
1:26:56	Heinz Frei	SUI	Oct. 10, 2010
1:28:06	Kurt Fearnley	AUS	Oct. 7, 2007
1:29:40	Krige Schabert	RSA	Oct. 9, 2005
1:32:14	James Briggs	USA/IL	Oct. 30, 1994
1:41:21	Philippe Couprie	FRA	Oct. 27, 1991
1:42:34	Jim Knaub	USA/IL	Oct. 28, 1990
1:45:30	Scot Hollonbeck	USA/IL	Oct. 29, 1989
2:10:19	Bart Bardwell	USA/MN	Oct. 26, 1986
2:23:41	Robert Fitch	USA/MI	Oct. 20, 1985
2:35:06	Robert Fitch	USA/MI	Oct. 21, 1984

#### Wheelchair Women

Time	Name	Country	Date
1:44:29	Ann Walters	USA/IL	Oct. 25, 1992
1:53:33	Ann Cody-Morris	USA/IL	Oct. 28, 1990
1:58:51	Ann Cody-Morris	USA/IL	Oct. 29, 1989
2:52:22	Jayne Fortson	USA/UT	Oct. 20, 1985
3:29:10	Jonnie Baylark	USA/IL	Oct. 21, 1984

## MARGINS OF VICTORY

## Men

Year	Men's Winner	Winning Margin	Runner-up
2010	Sammy Wanjiru	:19	Tsegaye Kebede
2009	Sammy Wanjiru	:23	Abderrahim Goumri
2008	Evans Cheruiyot	1:12	David Mandago
<b>2007</b>	<b>Patrick Ivuti</b>	<b>:0.05*</b>	<b>Jaouad Gharib</b>
2006	Robert Kipkoech Cheruiyot	:05	Daniel Njenga
2005	Felix Limo	:07	Benjamin Maiyo
2004	Evans Rutto	1:28	Daniel Njenga
2003	Evans Rutto	1:57	Paul Koech
2002	Khalid Khannouchi	:20	Daniel Njenga
2001	Ben Kimondiu	:04	Paul Tergat
2000	Khalid Khannouchi	:28	Josephat Kiprono
1999	Khalid Khannouchi	:34	Moses Tanui
1998	Ondoro Osoro	:25	Khalid Khannouchi
1997	Khalid Khannouchi	1:09	Fred Kiprop
1996	Paul Evans	1:12	Jerry Lawson
1995	Eamonn Martin	:03	Carlos Bautista
1994	Luiz Antonio Dos Santos	:35	Ed Eyestone
1993	Luiz Antonio Dos Santos	1:25	Eddy Hellebuyck
1992	Jose Cesar Da Souza	1:16	Igor Braslawsky
1991	Josildo Rocha	:06	Roy Dooney
1990	Martin Pitayo	:0.3	Antoni Niemczak
1989	Paul Davis-Hale	1:54	Ravil Kashapov
1988	Alejandro Cruz	:23	Yakov Tolstikov
1986	Toshihiko Seko	1:30	Ahmed Saleh
1985	Steve Jones	:55	Robleh Djama
1984	Steve Jones	1:01	Carlos Lopes
1983	Joseph Nzau	:0.5	Hugh Jones
1982	Greg Meyer	:11	Joseph Nzau
1981	Phillip Coppess	1:02	Tony Schockency
1980	Frank Richards	2:43	Chuck Smead
1979	Dan Cloeter	4:16	Mike Healer
1978	Mark Stanforth	4:53	Barney Kleeker
<b>1977</b>	<b>Dan Cloeter</b>	<b>4:57**</b>	<b>Jim MacNider</b>

\* smallest margin of victory

\*\* largest margin of victory

## Women

Year	Women's Winner	Winning Margin	Runner-up
2010	Liliya Shobukhova	3:15	Atsede Baysa
2009	Liliya Shobukhova	:35	Irina Mikitenko
2008	Lidiya Grigoryeva	2:15	Alevtina Biktimirova
2007	Berhane Adere	:03	Adriana Pirtea
2006	Berhane Adere	:05	Galina Bogomolova
2005	Deena Kastor	:05	Constantina Dita
2004	Constantina Dita	:58	Nuta Olaru
2003	Svetlana Zakharova	:28	Constantina Dita
2002	Paula Radcliffe	2:08	Catherine Ndereba
2001	Catherine Ndereba	6:13	Elfenesh Alemu
2000	Catherine Ndereba	1:03	Lornah Kiplagat
<b>1999</b>	<b>Joyce Chepchumba</b>	<b>:01*</b>	<b>Margaret Okayo</b>
1998	Joyce Chepchumba	3:07	Colleen De Reuck
1997	Marian Sutton	2:28	Gitte Karlshoj
1996	Marian Sutton	:25	Kristy Johnston
1995	Ritva Lemettinen	2:57	Kim Jones
1994	Kristy Johnston	:23	Gitte Karlshoj
1993	Ritva Lemettinen	1:08	Linda Somers
1992	Linda Somers	1:57	Gail Hall
1991	Midde Hamrin-Senorski	2:00	Kirsi Rauta
1990	Aurora Cunha	2:17	Carole Rouillard
1989	Lisa Weidenbach	2:09	Carla Bourskens
1988	Lisa Weidenbach	:29	Emma Scaunich
1986	Ingrid Kristiansen	2:09	Maria Lelut
1985	Joan Benoit Samuelson	1:44	Ingrid Kristiansen
1984	Rosa Mota	1:39	Lisa Martin
1983	Rosa Mota	:24	Jacqueline Gareau
1982	Nancy Conz	1:17	Karen Dunn
1981	Tina Gandy	5:54	Charlene Groet
1980	Sue Peterson	4:40	Sue Henderson
1979	Laura Michalek	1:00	Lynae Larson
<b>1978</b>	<b>Lynae Larson</b>	<b>13:55**</b>	<b>Karen Doopes</b>
1977	Dorothy Doolittle	4:09	Marilyn Bevans

\* smallest margin of victory

\*\* largest margin of victory

**FASTEST FINISHERS BY PLACE**

**Men**

Place	Name	Time	Date
1 <sup>st</sup>	Sammy Wanjiru (KEN)	2:05:41	Oct. 11, 2009
2 <sup>nd</sup>	Abderrahim Goumri (MAR)	2:06:04	Oct. 11, 2009
3 <sup>rd</sup>	Vincent Kipruto (KEN)	2:06:08	Oct. 11, 2009
4 <sup>th</sup>	Paul Tergat (KEN)	2:06:18	Oct. 13, 2002
5 <sup>th</sup>	Abdelkader El Mouaziz (MAR)	2:06:46	Oct. 13, 2002
6 <sup>th</sup>	Marilson Dos Santos (BRA)	2:08:48	Oct. 10, 2004
7 <sup>th</sup>	Stephen Kiogora (KEN)	2:09:21	Oct. 10, 2004
8 <sup>th</sup>	Silvio Guerra (ECU)	2:09:49	Oct. 19, 1997
9 <sup>th</sup>	Jon Brown (GBR)	2:10:13	Oct. 19, 1997
10 <sup>th</sup>	Elijah Lagat (KEN)	2:10:30	Oct. 11, 1998

**Women**

Place	Name	Time	Date
1 <sup>st</sup>	Paula Radcliffe (GBR)	2:17:18	Oct. 13, 2002
2 <sup>nd</sup>	Catherine Ndereba (KEN)	2:19:26	Oct. 13, 2002
3 <sup>rd</sup>	Yoko Shibui (JPN)	2:21:22	Oct. 13, 2002
4 <sup>th</sup>	Svetlana Zakharova (RUS)	2:21:31	Oct. 13, 2002
5 <sup>th</sup>	Constantina Tomescu-Dita (ROU)	2:24:25	Oct. 22, 2006
6 <sup>th</sup>	Nuta Olaru (ROU)	2:25:37	Oct. 22, 2006
7 <sup>th</sup>	Hiroshi Ominami (JPN)	2:26:04	Oct. 22, 2006
8 <sup>th</sup>	Lyudmila Petrova (RUS)	2:27:08	Oct. 22, 2006
9 <sup>th</sup>	Kathy Butler (GBR)	2:28:39	Oct. 22, 2006
10 <sup>th</sup>	Dulce Maria Rodriguez (MEX)	2:28:54	Oct. 22, 2006

**Taking It In Stride**

Assuming each stride taken by a runner in a marathon is one yard long, a marathoner will take 46,145 strides over the 26.2-mile course.

**CLOSEST FINISHES**

**Men (By Time Difference)**

**Top 2**

	Margin	Year	Order of Finish
1.	:00.05	2007	Ivuti, Gharib
2.	:00.30	1990	Pitayo, Niemczak
3.	:00.50	1983	Nzau, Jones

**Top 3**

	Margin	Year	Order of Finish
1.	:06	1995	Martin, Bautista, Shvetsov
2.	:12	2005	Limo, Maiyo, Njenga
3.	:16	2006	Cheruiyot, Njenga, Muindi

**Top 5**

	Margin	Year	Order of Finish
1.	:44	2005	Limo, Maiyo, Njenga, Rutto, Ivuti
2.	:50	2002	Khannouchi, Njenga, Takaoka, Tergat, El Mouaziz
3.	1:11	1991	Silva, Dooney, Santanta, Mora, DeCarvalho

**Women (By Time Difference)**

**Top 2**

	Margin	Year	Order of Finish
1.	:01	1999	Chepchumba, Okayo
2.	:03	2007	Adere, Pirtea
3.	:05	2005	Kastor, Tomescu-Dita
3.	:05	2006	Adere, Bogomolova, Johnson

**Top 3**

	Margin	Year	Order of Finish
1.	:30	1988	Weidenbach, Scaunich, Fudge
2.	:33	1983	Mota, Gareau, Rasmussen
3.	:51	1994	Johnston, Karlshoj, Van Blunk
3.	:51	2009	Shobukhova, Mikitenko, Grigoryeva

**Top 5**

	Margin	Year	Order of Finish
1.	1:47	1999	Chepchumba, Okayo, Meyer, De Reuck, Bogacheva

## FASTEST CUMULATIVE RACES

### FASTEST CUMULATIVE RACES

#### Men

##### Top 2

	Cumulative Time	Year	Order of Finish
1.	4:11:45.....	2009 .....	Wanjiru, Goumri
2.	4:11:58.....	1999 .....	Khannouchi, Tanui
3.	4:12:12.....	2002 .....	Khannouchi, Njenga

##### Top 3

	Cumulative Time	Year	Order of Finish
1.	6:17:53.....	2009 .....	Wanjiru, Goumri, Kipruto
2.	6:18:28.....	2002 .....	Khannouchi, Njenga, Takaoka
3.	6:18:58.....	1999 .....	Khannouchi, Tanui, Osoro

##### Top 5

	Cumulative Time	Year	Order of Finish
1.	10:31:32.....	2002 .....	Khannouchi, Njenga, Takaoka, Tergat, El Mouaziz
2.	10:33:02.....	2009 .....	Wanjiru, Goumri, Kipruto, Munyeki, Limo
3.	10:36:39.....	2005 .....	Limo, Maiyo, Njenga, Rutto, Ivuti

#### Women

##### Top 2

	Cumulative Time	Year	Order of Finish
1.	4:36:44.....	2002 .....	Radcliffe, Ndereba
2.	4:41:29.....	2006 .....	Adere, Bogomolova
3.	4:42:55.....	2005 .....	Kastor, Tomescu-Dita

##### Top 3

	Cumulative Time	Year	Order of Finish
1.	6:58:06.....	2002 .....	Radcliffe, Ndereba, Shibui
2.	7:04:05.....	2006 .....	Adere, Bogomolova, Johnson
3.	7:07:55.....	2010 .....	Shobukhova, Baysa, Konovalova

##### Top 5

	Cumulative Time	Year	Order of Finish
1.	11:44:57.....	2002 .....	Radcliffe, Ndereba, Shibui, Zakharova, Biktagirova
2.	11:51:59.....	2006 .....	Adere, Bogomolova, Johnson, Perez, Tomescu-Dita

## MULTIPLE CHAMPIONS/RUNNER-UP FOLLOWED BY VICTORY

	Cumulative Time	Year	Order of Finish
3.	12:00:55.....	2010 .....	Shobukhova, Baysa, Konovalova, Davila, Mikitenko

### MULTIPLE CHICAGO CHAMPIONS

#### Men

Sammy Wanjiru (KEN).....	2009, 2010
Khalid Khannouchi (MAR, USA as of 2000).....	2002, 2000, 1999, 1997
Evans Rutto (KEN) .....	2004, 2003
Luiz Antonio Dos Santos (BRA) .....	1994, 1993
Steve Jones (GBR) .....	1985, 1984
Dan Cloeter (USA) .....	1979, 1977

#### Women

Liliya Shobukhova (RUS).....	2009, 2010
Berhane Adere (ETH) .....	2007, 2006
Catherine Ndereba (KEN).....	2001, 2000
Joyce Chepchumba (KEN).....	1999, 1998
Marian Sutton (GBR) .....	1997, 1996
Ritva Lemettinen (FIN).....	1995, 1993
Lisa Weidenbach (USA).....	1989, 1988
Rosa Mota (POR).....	1984, 1983

### CHICAGO RUNNER-UP FOLLOWED BY VICTORY

#### Men

Khalid Khannouchi (MAR).....	2 <sup>nd</sup> in 1998, 1 <sup>st</sup> in 1999
Joseph Nzau (KEN) .....	2 <sup>nd</sup> in 1982, 1 <sup>st</sup> in 1983

#### Women

Constantina Tomescu-Dita (ROU) .....	2 <sup>nd</sup> in 2003, 1 <sup>st</sup> in 2004
Ingrid Kristiansen (NOR).....	2 <sup>nd</sup> in 1985, 1 <sup>st</sup> in 1986

## RECORDS SET IN CHICAGO

### WORLD RECORDS SET IN CHICAGO

#### Men

2:05:42.....	Khalid Khannouchi (MAR) .....	1999
2:08:05.....	Steve Jones (GBR).....	1984

#### Women

2:17:18.....	Paula Radcliffe (GBR).....	2002
2:18:47.....	Catherine Ndereba (KEN) .....	2001

### AMERICAN RECORDS SET IN CHICAGO

#### Men

2:07:01.....	Khalid Khannouchi .....	2000
--------------	-------------------------	------

#### Women

2:21:21.....	Joan Benoit Samuelson.....	1985
--------------	----------------------------	------

### WORLD DEBUT RECORDS SET IN CHICAGO

#### Men

2:05:50.....	Evans Rutto (KEN).....	2003
2:06:54.....	Ondoro Osoro (KEN).....	1998
2:07:10.....	Khalid Khannouchi (MAR) .....	1997

### CURRENT NATIONAL RECORDS SET IN CHICAGO

#### Men

Country	Name (Year)	Time
Cayman Islands .....	Tony Keely (2000) .....	2:40:28
Ecuador.....	Silvio Guerra (1997) .....	2:09:59
Great Britain .....	Steve Jones (1985) .....	2:07:13
Japan .....	Toshinari Takaoka (2002) .....	2:06:16
Peru.....	Miguel Mallqui (1998).....	2:11:36
Uruguay .....	Nestor Garcia (1999) .....	2:12:48

#### Women

Country	Name (Year)	Time
Australia .....	Benita Johnson (2006).....	2:22:36
Ethiopia .....	Berhane Adere (2006).....	2:20:42
Kenya .....	Catherine Ndereba (2001) .....	2:18:47
Mexico.....	Madai Perez (2006) .....	2:22:59

## TOP 10 AMERICAN PERFORMANCES

Country	Name (Year)	Time
Portugal .....	Rosa Mota (1985) .....	2:23:29
Romania.....	Constantina Tomescu-Dita (2005) .....	2:21:30
St. Pierre & Miquelon....	Ursula Delcourt (2005) .....	3:50:45

### ALL-TIME TOP 10 AMERICAN PERFORMANCES IN CHICAGO

#### Men

#	Name	Time	Place	Date
1.	Khalid Khannouchi (NY) .....	2:05:56 .....	1.....	Oct. 13, 2002
2.	Khalid Khannouchi (NY) .....	2:07:01 .....	1.....	Oct. 22, 2000
3.	Khalid Khannouchi (NY) .....	2:08:44 .....	5.....	Oct. 10, 2004
4.	Abdi Abdirahman (AZ).....	2:08:56 .....	4.....	Oct. 22, 2006
5.	David Morris (NM).....	2:09:32 .....	4.....	Oct. 24, 1999
6.	Jerry Lawson (FL).....	2:09:35 .....	7.....	Oct. 19, 1997
7.	Alan Culpepper (CO) .....	2:09:41 .....	6.....	Oct. 13, 2002
8.	Mebrahtom Keflezighi (CA).....	2:10:03 .....	7.....	Oct. 12, 2003
9.	Jerry Lawson (FL).....	2:10:04 .....	2.....	Oct. 20, 1996
10.	Brian Sell (MI) .....	2:10:47 .....	6.....	Oct. 22, 2006

#### Women

#	Name	Time	Place	Date
1.	Joan Benoit Samuelson (ME) .....	2:21:21 .....	1.....	Oct. 20, 1985
2.	Deena Kastor (CA).....	2:21:25 .....	1.....	Oct. 9, 2005
3.	Desiree Davila (MI) .....	2:26:20 .....	4.....	Oct. 10, 2010
4.	Deena Drossin (CA) .....	2:26:53 .....	6.....	Oct. 13, 2002
5.	Colleen De Reuck (CO) .....	2:28:01 .....	7.....	Oct. 12, 2003
6.	Lisa Weidenbach (WA) .....	2:28:15 .....	1.....	Oct. 29, 1989
7.	Marla Runyan (TN).....	2:28:33 .....	7.....	Oct. 10, 2004
8.	Libbie Hickman (CO).....	2:28:34 .....	6.....	Oct. 24, 1999
9.	Colleen De Reuck (CO) .....	2:28:40 .....	4.....	Oct. 9, 2005
10.	Magdalena Lewy-Boulet (CA) .....	2:28:44 .....	7.....	Oct. 10, 2010

## TOP 10 NON-AMERICAN PERFORMANCES

### ALL-TIME TOP 10 NON-AMERICAN PERFORMANCES IN CHICAGO

#### Men

#	Name	Time	Place	Date
1.	Sammy Wanjiru (KEN).....	2:05:41.....	1.....	Oct. 11, 2009
2.	Khalid Khannouchi (MAR).....	2:05:42.....	1.....	Oct. 24, 1999
3.	Evans Rutto (KEN).....	2:05:50.....	1.....	Oct. 12, 2003
4.	Abderrahim Goumri (MAR).....	2:06:04.....	2.....	Oct. 11, 2009
5.	Vincent Kipruto (KEN).....	2:06:08.....	3.....	Oct. 11, 2009
6.	Evans Rutto (KEN).....	2:06:16.....	1.....	Oct. 10, 2004
6.	Moses Tanui (KEN).....	2:06:16.....	2.....	Oct. 24, 1999
6.	Daniel Njenga (KEN).....	2:06:16.....	2.....	Oct. 13, 2002
6.	Toshinari Takaoka (JPN).....	2:06:16.....	3.....	Oct. 13, 2002
10.	Paul Tergat (KEN).....	2:06:18.....	4.....	Oct. 13, 2002

#### Women

#	Name	Time	Place	Date
1.	Paula Radcliffe (GBR).....	2:17:18.....	1.....	Oct. 13, 2002
2.	Catherine Ndereba - 1 (KEN).....	2:18:47.....	1.....	Oct. 7, 2001
3.	Catherine Ndereba - 2 (KEN).....	2:19:26.....	2.....	Oct. 13, 2002
4.	Liliya Shobukhova (RUS).....	2:20:25.....	1.....	Oct. 10, 2010
5.	Catherine Ndereba (KEN).....	2:20:26.....	2.....	Oct. 13, 2002
6.	Berhane Adere (ETH).....	2:20:42.....	1.....	Oct. 22, 2006
7.	Galina Bogomolova (RUS).....	2:20:47.....	2.....	Oct. 22, 2006
8.	Yoko Shibui (JPN).....	2:21:22.....	3.....	Oct. 13, 2002
9.	Constantina Tomescu-Dita (ROU).....	2:21:30.....	2.....	Oct. 9, 2005
10.	Svetlana Zakharova (RUS).....	2:21:31.....	4.....	Oct. 13, 2002

## TOP 100 PERFORMANCES IN CHICAGO

### ALL-TIME TOP 100 MEN'S PERFORMANCES IN CHICAGO

#	Name	Time	Place	Date
1.	Sammy Wanjiru - 1 (KEN) .....	2:05:41.....	1.....	Oct. 11, 2009
2.	Khalid Khannouchi - 1 (MAR).....	2:05:42.....	1.....	Oct. 24, 1999
3.	Evans Rutto - 1 (KEN).....	2:05:50.....	1.....	Oct. 12, 2003
4.	Khalid Khannouchi - 2 (USA/NY).....	2:05:56.....	1.....	Oct. 13, 2002
5.	Abderrahim Goumri (MAR).....	2:06:04.....	2.....	Oct. 11, 2009
6.	Vincent Kipruto - 1 (KEN).....	2:06:08.....	3.....	Oct. 11, 2009
7.	Moses Tanui - 1 (KEN).....	2:06:16.....	2.....	Oct. 24, 1999
7.	Daniel Njenga - 1 (KEN).....	2:06:16.....	2.....	Oct. 13, 2002
7.	Toshinari Takaoka - 1 (JPN).....	2:06:16.....	2.....	Oct. 13, 2002
7.	Evans Rutto - 2 (KEN).....	2:06:16.....	1.....	Oct. 10, 2004
11.	Paul Tergat - 1 (KEN).....	2:06:18.....	4.....	Oct. 13, 2002
12.	Sammy Wanjiru - 2 (KEN).....	2:06:24.....	1.....	Oct. 10, 2010
13.	Evans Cheruiyot (KEN).....	2:06:25.....	1.....	Oct. 12, 2008
14.	Tsegaye Kebede (ETH).....	2:06:43.....	2.....	Oct. 10, 2010
15.	Abdelkader El Mouaziz - 1 (MAR).....	2:06:46.....	5.....	Oct. 13, 2002
16.	Ondoro Osoro (KEN).....	2:06:54.....	1.....	Oct. 11, 1998
17.	Khalid Khannouchi - 3 (USA/NY).....	2:07:01.....	1.....	Oct. 22, 2000
18.	Felix Limo (KEN).....	2:07:02.....	1.....	Oct. 9, 2005
19.	Charles Munyeki (KEN).....	2:07:06.....	4.....	Oct. 11, 2009
20.	Paul Koech (KEN).....	2:07:07.....	2.....	Oct. 12, 2003
21.	Benjamin Maiyo (KEN).....	2:07:09.....	2.....	Oct. 9, 2005
22.	Khalid Khannouchi - 4 (MAR).....	2:07:10.....	1.....	Oct. 19, 1997
23.	Steve Jones - 1 (GBR).....	2:07:13.....	1.....	Oct. 20, 1985
24.	Daniel Njenga - 2 (KEN).....	2:07:14.....	3.....	Oct. 9, 2005
25.	Khalid Khannouchi - 5 (MAR).....	2:07:19.....	2.....	Oct. 11, 1998
26.	Evans Rutto - 3 (KEN).....	2:07:28.....	4.....	Oct. 9, 2005
27.	Josephat Kiprono (KEN).....	2:07:29.....	2.....	Oct. 22, 2000
28.	Robert Kipkoech Cheruiyot (KEN).....	2:07:35.....	1.....	Oct. 22, 2006
29.	David Mandago (KEN).....	2:07:37.....	2.....	Oct. 12, 2008
30.	Daniel Njenga - 3 (KEN).....	2:07:40.....	2.....	Oct. 22, 2006
31.	Daniel Njenga - 4 (KEN).....	2:07:41.....	3.....	Oct. 12, 2003
32.	Daniel Njenga - 5 (KEN).....	2:07:44.....	2.....	Oct. 10, 2004
33.	Gert Thys (RSA).....	2:07:45.....	3.....	Oct. 11, 1998
34.	Patrick Ivuti (KEN).....	2:07:46.....	5.....	Oct. 9, 2005
35.	Moses Tanui - 2 (KEN).....	2:07:47.....	3.....	Oct. 22, 2000
36.	Toshinari Takaoka - 2 (JPN).....	2:07:50.....	3.....	Oct. 10, 2004
37.	Jimmy Muindi - 1 (KEN).....	2:07:51.....	3.....	Oct. 22, 2006

## TOP 100 PERFORMANCES IN CHICAGO

#	Name	Time	Place	Date
38.	Joseph Kahugu - 1 (KEN)	2:07:59	4	Oct. 11, 1998
39.	Ondoro Osoro - 2 (KEN)	2:08:00	3	Oct. 24, 1999
40.	Peter Githuka - 1 (KEN)	2:08:02	4	Oct. 22, 2000
41.	Steve Jones - 2 (GBR)	2:08:05	1	Oct. 21, 1984
42.	Djama Robleh (DJI)	2:08:08	2	Oct. 20, 1985
43.	Feyisa Lilesa (ETH)	2:08:10	3	Oct. 10, 2010
44.	Fred Kiprop - 1 (KEN)	2:08:19	2	Oct. 19, 1997
45.	Fred Kiprop - 2 (KEN)	2:08:23	5	Oct. 22, 2000
46.	Toshihiko Seko (JPN)	2:08:27	1	Oct. 26, 1986
46.	Jimmy Muindi - 1 (KEN)	2:08:27	4	Oct. 10, 2004
48.	Peter Chebet (KEN)	2:08:43	4	Oct. 12, 2003
48.	Richard Limo (KEN)	2:08:43	5	Oct. 11, 2009
50.	Wesley Korir (KEN)	2:08:44	4	Oct. 10, 2010
50.	Khalid Khannouchi - 6 (USA/NY)	2:08:44	5	Oct. 10, 2004
52.	Peter Ndirangu (KEN)	2:08:46	3	Oct. 19, 1997
53.	Rob De Castella - 1 (AUS)	2:08:48	3	Oct. 20, 1985
53.	Marilson Dos Santos (BRA)	2:08:48	6	Oct. 10, 2004
55.	Paul Evans - 1 (GBR)	2:08:52	1	Oct. 20, 1996
55.	Ben Kimondiu (KEN)	2:08:52	1	Oct. 7, 2001
57.	Philip Chirchir - 1 (KEN)	2:08:56	4	Oct. 19, 1997
57.	Paul Tergat - 2 (KEN)	2:08:56	2	Oct. 7, 2001
57.	Abdi Abdirahman (USA/AZ)	2:08:56	4	Oct. 22, 2006
60.	Jimmy Muindi - 2 (KEN)	2:08:57	5	Oct. 12, 2003
60.	Alejandro Cruz (MEX)	2:08:57	1	Oct. 30, 1988
62.	Patrick Muturi (KEN)	2:08:59	5	Oct. 19, 1997
63.	Peter Githuka - 2 (KEN)	2:09:00	3	Oct. 7, 2001
64.	Carlos Lopes (POR)	2:09:06	2	Oct. 21, 1984
65.	Vincent Kipruto - 2 (KEN)	2:09:08	5	Oct. 10, 2010
66.	Rob DeCastella - 2 (AUS)	2:09:09	3	Oct. 21, 1984
67.	Yakov Tolstikov (RUS)	2:09:20	2	Oct. 30, 1988
67.	Paul Evans - 2 (GBR)	2:09:20	6	Oct. 19, 1997
69.	Stephen Kioyora (KEN)	2:09:21	7	Oct. 10, 2004
70.	Laban Kipkemboi (KEN)	2:09:22	6	Oct. 9, 2005
71.	Robert Cheboror (KEN)	2:09:25	5	Oct. 22, 2006
72.	Mohamed Ouaadi (FRA)	2:09:26	4	Oct. 7, 2001
73.	Robert Kiprono Cheruiyot (KEN)	2:09:28	6	Oct. 10, 2010
74.	David Morris (USA/NM)	2:09:32	4	Oct. 24, 1999
75.	Jerry Lawson - 1 (USA/FL)	2:09:35	7	Oct. 19, 1997

## TOP 100 PERFORMANCES IN CHICAGO

#	Name	Time	Place	Date
75.	Simon Bor (KEN)	2:09:35	5	Oct. 24, 1999
75.	Noriaki Igarashi (JPN)	2:09:35	5	Oct. 7, 2001
78.	Eder Moreno Fialho - 1 (BRA)	2:09:36	6	Oct. 24, 1999
79.	Joseph Kahugu - 2 (KEN)	2:09:37	7	Oct. 24, 1999
80.	Abdelkader El Mouaziz - 2 (MAR)	2:09:38	6	Oct. 12, 2003
81.	Richard Kaitany (KEN)	2:09:39	3	Oct. 30, 1988
82.	Martin Pitayo (MEX)	2:09:41	1	Oct. 28, 1990
82.	Antonio Niemczak (POL)	2:09:41	2	Oct. 28, 1990
82.	Alan Culpepper (USA/CO)	2:09:41	6	Oct. 13, 2002
85.	Moses Tanui - 3 (KEN)	2:09:43	5	Oct. 11, 1998
86.	Joseph Nzau (KEN)	2:09:44	1	Oct. 16, 1983
87.	Hugh Jones (GBR)	2:09:45	2	Oct. 16, 1983
88.	Eder Moreno Fialho - 2 (BRA)	2:09:48	6	Oct. 11, 1998
89.	William Kipsang (KEN)	2:09:49	7	Oct. 9, 2005
89.	Silvio Guerra (ECU)	2:09:49	8	Oct. 19, 1997
91.	Philip Chirchir - 2 (KEN)	2:09:52	7	Oct. 11, 1998
92.	Gianni Poli (ITA)	2:09:57	4	Oct. 20, 1985
92.	Ahmed Saleh (DJI)	2:09:57	2	Oct. 26, 1986
94.	John Kagwe (KEN)	2:10:02	7	Oct. 13, 2002
95.	Mebrahtom Keflezighi (USA/CA)	2:10:03	7	Oct. 12, 2003
96.	Jerry Lawson - 2 (USA/FL)	2:10:04	2	Oct. 20, 1996
97.	Gabriel Kamau (KEN)	2:10:05	4	Oct. 21, 1984
98.	Shinji Kawashima (JPN)	2:10:07	8	Oct. 11, 1998
99.	Geoff Smith (GBR)	2:10:08	5	Oct. 21, 1984
100.	Charles Spedding (GBR)	2:10:13	3	Oct. 26, 1986
100.	Jon Brown (GBR)	2:10:13	9	Oct. 19, 1997

## ALL-TIME TOP 100 WOMEN'S PERFORMANCES IN CHICAGO

#	Name	Time	Place	Date
1.	Paula Radcliffe (GBR)	2:17:18	1	Oct. 13, 2002
2.	Catherine Ndereba - 1 (KEN)	2:18:47	1	Oct. 7, 2001
3.	Catherine Ndereba - 2 (KEN)	2:19:26	2	Oct. 13, 2002
4.	Liliya Shobukhova - 1 (RUS)	2:20:25	1	Oct. 10, 2010
5.	Berhane Adere - 1 (ETH)	2:20:42	1	Oct. 22, 2006
6.	Galina Bogomolova (RUS)	2:20:47	2	Oct. 22, 2006
7.	Joan Benoit Samuelson (USA/ME)	2:21:21	1	Oct. 20, 1985
8.	Yoko Shibui (JPN)	2:21:22	3	Oct. 13, 2002
9.	Deena Kastor - 1 (USA/CA)	2:21:25	1	Oct. 9, 2005

## TOP 100 PERFORMANCES IN CHICAGO

#	Name	Time	Place	Date
10.	Constantina Dita - 1 (ROU)	2:21:30	2	Oct. 9, 2005
11.	Svetlana Zakharova - 1 (RUS)	2:21:31	4	Oct. 13, 2002
12.	Catherine Ndereba - 3 (KEN)	2:21:33	1	Oct. 22, 2000
13.	Lornah Kiplagat (KEN)	2:22:36	2	Oct. 22, 2000
14.	Benita Johnson (AUS)	2:22:36	3	Oct. 22, 2006
15.	Madai Perez Carrillo (MEX)	2:22:59	4	Oct. 22, 2006
16.	Ingrid Kristiansen - 1 (NOR)	2:23:05	2	Oct. 20, 1985
17.	Svetlana Zakharova - 2 (RUS)	2:23:07	1	Oct. 12, 2003
18.	Rosa Mota - 1 (POR)	2:23:29	3	Oct. 20, 1985
19.	Constantina Dita - 2 (ROU)	2:23:35	2	Oct. 12, 2003
20.	Astede Baysa (ETH)	2:23:40	2	Oct. 10, 2010
21.	Constantina Dita - 3 (ROU)	2:23:45	1	Oct. 10, 2004
22.	Maria Konovalova (RUS)	2:23:50	3	Oct. 10, 2010
23.	Joyce Chepchumba (KEN)	2:23:57	1	Oct. 11, 1998
24.	Constantina Dita - 4 (ROU)	2:24:25	5	Oct. 22, 2006
25.	Nuta Olaru - 1 (ROU)	2:24:33	2	Oct. 10, 2004
26.	Jelena Prokopcuka (LAT)	2:24:53	3	Oct. 12, 2003
27.	Elfenesh Alemu (ETH)	2:24:54	2	Oct. 7, 2001
28.	Svetlana Zhakarova (RUS)	2:25:01	3	Oct. 10, 2004
29.	Madina Biktagirova (RUS)	2:25:20	5	Oct. 13, 2002
30.	Albina Ivanova - 1 (RUS)	2:25:35	5	Oct. 12, 2003
31.	Nutu Olaru - 2 (ROU)	2:25:37	6	Oct. 22, 2006
32.	Liliya Shobukhova - 2 (RUS)	2:25:56	1	Oct. 11, 2009
33.	Joyce Chepchumba - 2 (KEN)	2:25:59	1	Oct. 24, 1999
34.	Masako Chiba (JPN)	2:26:00	3	Oct. 9, 2005
34.	Maragaret Okayo (KEN)	2:26:00	2	Oct. 24, 1999
36.	Rosa Mota - 2 (POR)	2:26:01	1	Oct. 21, 1984
37.	Kerryn McCann (AUS)	2:26:04	3	Oct. 7, 2001
37.	Hiromi Ominami (JPN)	2:26:04	7	Oct. 22, 2006
39.	Malgorzata Sobanska - 1 (POL)	2:26:08	4	Oct. 7, 2001
40.	Desiree Davila (USA/MI)	2:26:20	4	Oct. 10, 2010
41.	Joyce Chepchumba - 3 (KEN)	2:26:21	4	Oct. 10, 2004
42.	Grazyna Syrek (POL)	2:26:22	5	Oct. 12, 2003
43.	Irina Mikitenko - 1 (GER)	2:26:31	2	Oct. 11, 2009
44.	Irina Mikitenko - 2 (GER)	2:26:40	5	Oct. 10, 2010
45.	Lidiya Grigoryeva - 1 (RUS)	2:26:47	3	Oct. 11, 2009
46.	Deena Drossin - 2 (USA/CA)	2:26:53	6	Oct. 13, 2002
47.	Teyba Erkesso (ETH)	2:26:56	4	Oct. 11, 2009

## TOP 100 PERFORMANCES IN CHICAGO

#	Name	Time	Place	Date
48.	Colleen De Reuck - 1 (RSA)	2:27:04	2	Oct. 11, 1998
49.	Ingrid Kristiansen - 2 (NOR)	2:27:08	1	Oct. 26, 1986
49.	Lyudmila Petrova (RUS)	2:27:08	8	Oct. 22, 2006
51.	Elana Meyer - 1 (RSA)	2:27:17	3	Oct. 24, 1999
51.	Lidiya Grigoryeva - 2 (RUS)	2:27:17	1	Oct. 12, 2008
53.	Elana Meyer - 2 (RSA)	2:27:20	3	Oct. 11, 1998
54.	Colleen De Reuck - 2 (RSA)	2:27:30	4	Oct. 24, 1999
55.	Lisa Ondieki (AUS)	2:27:40	2	Oct. 21, 1984
56.	Irina Bogacheva - 1 (KGZ)	2:27:46	5	Oct. 24, 1999
57.	Carla Beurskens - 1 (NED)	2:27:50	4	Oct. 20, 1985
57.	Malgorzata Sobanska - 2 (POL)	2:27:50	6	Oct. 12, 2003
59.	Colleen De Reuck - 3 (USA/CO)	2:28:01	7	Oct. 12, 2005
60.	Veronique Marot (GBR)	2:28:04	5	Oct. 20, 1985
61.	Lisa Weidenbach - 1 (USA/WA)	2:28:15	1	Oct. 29, 1989
61.	Kayoko Obata - 1 (JPN)	2:28:15	7	Oct. 13, 2002
63.	Albina Ivanova - 2 (RUS)	2:28:22	5	Oct. 10, 2004
64.	Shetaya Gemechu (ETH)	2:28:28	6	Oct. 10, 2004
65.	Mamitu Daska (ETH)	2:28:29	6	Oct. 10, 2010
66.	Marla Runyan (USA/OR)	2:28:33	7	Oct. 10, 2004
66.	Madina Biktagirova (RUS)	2:28:33	8	Oct. 12, 2003
68.	Libbie Hickman - 1 (USA/CO)	2:28:34	6	Oct. 24, 1999
69.	Berhane Adere - 2 (ETH)	2:28:38	5	Oct. 11, 2009
70.	Ritva Lemettinen (FIN)	2:28:39	1	Oct. 15, 1995
70.	Kayoko Obata - 2 (JPN)	2:28:39	4	Oct. 11, 1998
70.	Kathy Butler - 1 (GBR)	2:28:39	9	Oct. 22, 2006
73.	Colleen De Reuck - 4 (USA/CO)	2:28:40	4	Oct. 9, 2005
74.	Marian Sutton - 1 (GBR)	2:28:42	7	Oct. 24, 1999
75.	Magdalena Lewy-Boulet (USA/CA)	2:28:44	7	Oct. 10, 2010
76.	Eri Hayakawa (JPN)	2:28:50	5	Oct. 9, 2005
76.	Deena Kastor - 3 (USA/CA)	2:28:50	6	Oct. 11, 2009
78.	Dulce Maria Rodriguez (MEX)	2:28:54	5	Oct. 9, 2005
79.	Nives Cuiti (ITA)	2:28:59	10	Oct. 22, 2006
80.	Nuta Olaru - 3 (ROU)	2:29:00	9	Oct. 12, 2003
81.	Deeja Youngquist (USA/NM)	2:29:01	10	Oct. 12, 2003
82.	Marian Sutton - 2 (GBR)	2:29:03	1	Oct. 19, 1997
83.	Blake Russell (USA/CA)	2:29:10	6	Oct. 9, 2005
84.	Irina Timofeyeva (RUS)	2:29:13	3	Oct. 22, 2000
85.	Lisa Weidenbach - 2 (USA/WA)	2:29:17	1	Oct. 30, 1988

## TOP 100 PERFORMANCES IN CHICAGO

#	Name	Time	Place	Date
86.	Mizuho Nasukawa (JPN).....	2:29:22.....	7.....	Oct. 11, 2009
87.	Tatyana Pozdnyakova (UKR).....	2:29:25.....	5.....	Oct. 11, 1998
88.	Alevtina Biktimirova (RUS).....	2:29:32.....	2.....	Oct. 12, 2008
89.	Kaori Yoshida (JPN).....	2:29:45.....	8.....	Oct. 10, 2010
90.	Emma Scaunich (ITA).....	2:29:46.....	2.....	Oct. 30, 1988
91.	Paula Fudge (GBR).....	2:29:47.....	3.....	Oct. 30, 1988
92.	Maria Rebelo (FRA).....	2:29:51.....	2.....	Oct. 26, 1986
93.	Kathy Butler - 2 (GBR).....	2:30:01.....	7.....	Oct. 9, 2005
94.	Aurora Cunha (POR).....	2:30:11.....	1.....	Oct. 28, 1990
95.	Kiyoko Shimahara (JPN).....	2:30:19.....	3.....	Oct. 12, 2008
96.	Derartu Tulu (ETH).....	2:30:21.....	8.....	Oct. 10, 2004
96.	Ingrid Kristiansen - 3 (NOR).....	2:30:21.....	3.....	Oct. 21, 1984
98.	Carla Beurskens - 2 (NED).....	2:30:24.....	2.....	Oct. 29, 1989
99.	Irina Bogacheva - 2 (KGZ).....	2:30:34.....	6.....	Oct. 11, 1998
100.	Jia Chaofeng (CHN).....	2:30:35.....	9.....	Oct. 10, 2010

### Chicago Named World Best

A 2000 Runner's World online poll asked its readers to vote for "the greatest marathon race of the century" and the 1999 Chicago Marathon took top honors. Khalid Khannouchi's then-world record of 2:05:42 followed by the heart-stopping virtual tie between Joyce Chepchumba and Margaret Okayo earned the race 32.13% of the vote. Trailing Chicago was the 1960 Olympics with 23.51% and the 1982 Boston Marathon with 12.97%. Chicago's 1985 race, in which Steve Jones set a world record and Joan Benoit Samuelson beat out world-record holder Ingrid Kristiansen, finished fifth in the poll.



# CHICAGO YEAR-BY-YEAR

# LET'S **SRUN** TOGETHER

October 9, 2011



**WORLD MARATHON MAJORS**  
BOSTON LONDON BERLIN CHICAGO NEW YORK

**YEAR-BY-YEAR HISTORY**

2010 Champion and Runner-Up Split Times ..... 122

2010 Top 25 Overall Finishers..... 123

2010 Top 10 Masters Finishers ..... 124

2010 Top 5 Wheelchair Finishers ..... 125

Chicago Champions ..... 126

Champions by Country ..... 128

Historical Statistics ..... 130

Historical Weather ..... 131

Year-by-Year Top 10 Overall Finishers..... 133

Year-by-Year Masters Champions..... 155

Year-by-Year Wheelchair Champions ..... 157

Year-by-Year Race Summary..... 159

## 2010 CHAMPION/RUNNER-UP SPLIT TIMES

### 2010 CHAMPION/RUNNER-UP SPLIT TIMES

#### Men

Distance	Sammy Wanjiru		Tsegaye Kebede	
	Time (5K split)	Min/Mile/5K	Time	Sec. Back
5K	00:15:03	04:50	00:15:04	00:00:01
10K	00:29:33 (14:30)	04:40	00:29:33	00:00:00
15K	00:44:31 (14:58)	04:49	00:44:29	+ 00:00:02
20K	00:59:19 (14:48)	04:45	00:59:17	+ 00:00:02
13.1M	01:02:37	04:46	01:02:37	00:00:00
25K	01:14:29 (15:10)	04:52	01:14:28	+ 00:00:01
30K	01:29:37 (15:08)	04:52	01:29:36	+ 00:00:01
35K	01:44:19 (14:42)	04:43	01:44:19	00:00:00
40K	01:59:53 (15:34)	05:00	01:59:50	+ 00:00:03
26.2M	02:06:24	04:49	02:06:43	0:00:19

+ indicates seconds ahead

1 <sup>st</sup> half	01:02:37	04:46	01:02:37
2 <sup>nd</sup> half	01:03:47	04:52	01:04:06

#### Women

Distance	Liliya Shobukhova		Astede Baysa	
	Time (5K split)	Min/Mile/5K	Time	Sec. Back
5K	00:16:33	05:19	00:16:32	+ 00:00:01
10K	00:33:06 (16:33)	05:19	00:33:05	+ 00:00:01
15K	00:49:39 (16:33)	05:19	00:49:38	+ 00:00:01
20K	01:06:21 (16:42)	05:22	01:06:07	+ 00:00:14
13.1M	01:10:00	05:20	01:09:45	+ 00:00:15
25K	01:23:02 (16:41)	05:22	01:22:42	+ 00:00:20
30K	01:39:56 (16:54)	05:26	01:39:28	+ 00:00:28
35K	01:56:40 (16:44)	05:23	01:56:55	00:00:15
40K	02:13:26 (16:46)	05:23	02:15:46	00:02:20
26.2M	02:20:25	05:21	02:23:40	00:03:15

+ indicates seconds ahead

1 <sup>st</sup> half	01:10:00	05:20	01:09:45
2 <sup>nd</sup> half	01:10:25	05:22	01:13:55

## 2010 TOP 25 OVERALL FINISHERS

### 2010 TOP 25 OVERALL FINISHERS

#### Men

#	Name	Age	Country	Time
1.	Sammy Wanjiru	23	KEN	2:06:24
2.	Tsegaye Kebede	23	ETH	2:06:43
3.	Feyisa Lilesa	20	ETH	2:08:10
4.	Wesley Korir	27	KEN	2:08:44
5.	Vincent Kipruto	23	KEN	2:09:08
6.	Robert Kiprono Cheruiyot	22	KEN	2:09:28
7.	Laban Moiben	26	KEN	2:10:48
8.	Jason Hartmann	29	USA (Boulder, CO)	2:11:06
9.	Ridouane Harroufi	29	MAR	2:13:01
10.	Mike Sayenko	26	USA (Bellevue, WA)	2:14:27
11.	Mike Morgan	30	USA (Rochester Hills, MI)	2:14:55
12.	Luke Humphrey	29	USA (Rochester Hills, MI)	2:15:49
13.	Patrick Rizzo	27	USA (Boulder, CO)	2:16:12
14.	Negari Terfa	27	ETH	2:17:43
15.	Nick Arciniaga	27	USA (Flagstaff, AZ)	2:18:12
16.	Tim Young	23	USA (Rochester Hills, MI)	2:19:01
17.	Sage Canaday	24	USA (Rochester Hills, MI)	2:19:18
18.	Chad Johnson	34	USA (Rochester Hills, MI)	2:19:31
19.	Jesse Davis	28	USA (Indianapolis, IN)	2:19:53
20.	Jason Delaney	30	USA (Golden, CO)	2:20:34
21.	Andrew Dumm	25	USA (Washington, D.C.)	2:20:46
22.	Aaron Sharp	30	USA (Port Hueneme, CA)	2:20:58
23.	Brandon Mull	24	USA (Wheaton, IL)	2:21:01
24.	Jason Fogel	27	USA (West Des Moines, IA)	2:21:17
25.	Jimmy Elam	23	USA (Mammoth Lakes, CA)	2:21:18

#### Women

#	Name	Age	Country	Time
1.	Liliya Shobukhova	32	RUS	2:20:25
2.	Astede Baysa	23	ETH	2:23:40
3.	Maria Konovalova	36	RUS	2:23:50
4.	Desiree Davila	27	USA (Rochester Hills, MI)	2:26:20
5.	Irina Mikitenko	38	GER	2:26:40
6.	Mamitu Daska	26	ETH	2:28:29
7.	Magdalena Lewy-Boulet	37	USA (Oakland, CA)	2:28:44
8.	Kaori Yoshida	29	JPN	2:29:45

## 2010 TOP 25 OVERALL / TOP 10 MASTERS FINISHERS

9.	Jia Chaofeng	21	CHN	2:30:35
10.	Tera Moody	29	USA (Colorado Springs, CO)	2:30:53
11.	Fiona Docherty	35	NZL (Boulder, CO)	2:32:17
12.	Askale Tafa Magarsa	26	ETH	2:32:24
13.	Zoila Gomez	31	USA (Alamosa, CO)	2:32:51
14.	Yuko Machida	29	JPN	2:33:21
15.	Colleen De Reuck	46	USA (Boulder, CO)	2:34:12
16.	Melissa White	28	USA (Rochester Hills, MI)	2:35:02
17.	Dot McMahan	33	USA (Rochester Hills, MI)	2:36:01
18.	Liz Yelling	35	GBR	2:37:14
19.	Jennifer Houck	26	USA (Wright, MN)	2:37:16
20.	Erin Moeller	33	USA (Mount Vernon, IA)	2:37:28
21.	Brooke Wells	25	USA (San Francisco, CA)	2:37:39
22.	Diane Nukuri	25	BDI	2:39:08
23.	Tara Storage	29	USA (Dayton, OH)	2:40:14
24.	Lisa Baumert	23	USA (Fremont, NE)	2:41:17
25.	Sharon Thompson	31	USA (Franklin, TN)	2:41:28

## 2010 TOP 10 MASTERS FINISHERS

### Men

#	Name	Age	Country	Time
1.	Richard Cartier	49	CAN	2:29:39
2.	Jorge Pardo	41	USA (Brooklyn, NY)	2:29:48
3.	German Silva	42	MEX	2:31:35
4.	Kam Lee	41	USA (Middleburg Heights, OH)	2:34:29
5.	Jody Draude	41	CAN	2:37:31
6.	Thomas Goldsby	40	USA (Lexington, KY)	2:38:09
7.	Donnie King	42	CAN	2:38:39
8.	Aser Pernil-Mejias	40	ESP	2:42:39
9.	Eric Anish	42	USA (Pittsburgh, PA)	2:42:47
10.	Daniel List	45	USA (Powhatan, VA)	2:43:03

### Women

#	Name	Age	Country	Time
1.	Colleen De Reuck	46	USA (Boulder, CO)	2:34:12
2.	Jaymee Marty	43	USA (Sacramento, CA)	2:45:09
3.	Susan Empey	42	USA (Mercer Island, WA)	2:46:59
4.	Joan Benoit Samuelson	53	USA (Freeport, ME)	2:47:50
5.	Polly Campbell	43	USA (Tucson, AZ)	2:56:07

## 2010 TOP 10 MASTERS / TOP 4 WHEELCHAIR FINISHERS

6.	Kathleen Salter	45	USA (Fort Collins, CO)	2:57:53
7.	Noelle Green	45	USA (Erie, CO)	3:00:08
8.	Noel Tow	40	ARG	3:01:29
9.	Becky Sondag	41	USA (Casper, WY)	3:03:33
10.	Patricia Grinton	41	USA (Cherryville, NC)	3:05:07

## 2010 TOP 5 WHEELCHAIR FINISHERS

### Men

#	Name	Age	Country	Time
1.	Heinz Frei	52	SUI	1:26:56
2.	Masazumi Soejima	40	JPN	1:28:01
3.	Rafael Botello Jimenez	31	ESP	1:28:46
4.	Ernst Van Dyke	37	RSA	1:32:43
5.	Saul Mendoza	43	MEX	1:36:04

### Women

#	Name	Age	Country	Time
1.	Amanda McGrory	24	USA (Savoy, IL)	1:47:25
2.	Wakako Tsuchida	35	JPN	1:47:27
3.	Tatyana McFadden	21	USA (Clarksville, MD)	1:56:11
4.	Anjali Forber-Pratt	26	USA (Champaign, IL)	2:02:05
5.	Margaret Frederick	20	USA (Champaign, IL)	2:43:45

### To The Moon!

If 38,000 runners finish the 2011 Bank of America Chicago Marathon, they would accumulate nearly one million miles, which is enough mileage to go to the moon and back, not just once, but twice. If 35,000 runners finish the race, they could circle the Earth's 3,959-mile circumference 231 times.

## CHICAGO CHAMPIONS (1977-2010)

Year	Name	Country	Time
<b>2010</b>	Sammy Wanjiru	KEN	2:06:24
	Liliya Shobukhova	RUS	2:20:25
<b>2009</b>	Sammy Wanjiru	KEN	2:05:41
	Liliya Shobukhova	RUS	2:25:56
<b>2008</b>	Evans Cheruiyot	KEN	2:06:25
	Lidiya Grigoryeva	RUS	2:27:17
<b>2007</b>	Patrick Ivuti	KEN	2:11:11
	Berhane Adere	ETH	2:33:49
<b>2006</b>	Robert K. Cheruiyot	KEN	2:07:35
	Berhane Adere	ETH	2:20:42
<b>2005</b>	Felix Limo	KEN	2:07:02
	Deena Kastor	USA/CA	2:21:25
<b>2004</b>	Evans Rutto	KEN	2:06:16
	Constantina Tomescu-Dita	ROU	2:23:45
<b>2003</b>	Evans Rutto	KEN	2:05:50
	Svetlana Zakharova	RUS	2:23:07
<b>2002</b>	Khalid Khannouchi	USA/NY	2:05:56
	Paula Radcliffe	GBR	2:17:18
<b>2001</b>	Ben Kimondiu	KEN	2:08:52
	Catherine Ndereba	KEN	2:18:47
<b>2000</b>	Khalid Khannouchi	USA/NY	2:07:01
	Catherine Ndereba	KEN	2:21:33
<b>1999</b>	Khalid Khannouchi	MAR	2:05:42
	Joyce Chepchumba	KEN	2:25:59
<b>1998</b>	Ondoro Osoro	KEN	2:06:54
	Joyce Chepchumba	KEN	2:23:57
<b>1997</b>	Khalid Khannouchi	MAR	2:07:10
	Marian Sutton	GBR	2:29:03
<b>1996</b>	Paul Evans	GBR	2:08:52
	Marian Sutton	GBR	2:30:41
<b>1995</b>	Eamonn Martin	GBR	2:11:18
	Ritva Lemettinen	FIN	2:28:27
<b>1994</b>	Luiz Antonio Dos Santos	BRA	2:11:16
	Kristy Johnston	USA/OR	2:31:34
<b>1993</b>	Luiz Antonio Dos Santos	BRA	2:13:15
	Ritva Lemettinen	FIN	2:33:18

<b>1992</b>	Jose Cesar De Souza	BRA	2:16:14
	Linda Somers	USA/CA	2:37:41
<b>1991</b>	Joseildo Rocha	BRA	2:14:33
	Midde Hamrin-Senorski	SWE	2:36:21
<b>1990</b>	Martin Pitayo	MEX	2:09:41
	Aurora Cunha	POR	2:30:11
<b>1989</b>	Paul Davis-Hale	GBR	2:11:25
	Lisa Weidenbach	USA/WA	2:28:15
<b>1988</b>	Alejandro Cruz	MEX	2:08:57
	Lisa Weidenbach	USA/WA	2:29:17
<b>1986</b>	Toshihiko Seko	JPN	2:08:27
	Ingrid Kristiansen	NOR	2:27:08
<b>1985</b>	Steve Jones	GBR	2:07:13
	Joan Benoit Samuelson	USA/ME	2:21:21
<b>1984</b>	Steve Jones	GBR	2:08:05
	Rosa Mota	POR	2:26:01
<b>1983</b>	Joseph Nzau	KEN	2:09:44
	Rosa Mota	POR	2:31:12
<b>1982</b>	Greg Meyer	USA/MA	2:10:59
	Nancy Conz	USA/MA	2:33:23
<b>1981</b>	Philip Coppess	USA/IA	2:16:13
	Tina Gandy	USA/IA	2:49:39
<b>1980</b>	Frank Richardson	USA/IA	2:14:04
	Sue Peterson	USA/CA	2:45:03
<b>1979</b>	Dan Cloeter	USA/NE	2:23:20
	Laura Michalek	USA/IL	3:15:45
<b>1978</b>	Mark Stanforth	USA/AZ	2:19:20
	Lynae Larson	USA/SD	2:59:25
<b>1977</b>	Dan Cloeter	USA/IN	2:17:52
	Dorothy Doolittle	USA/TX	2:50:47

## CHAMPIONS BY COUNTRY

### CHICAGO CHAMPIONS BY COUNTRY

<b>Brazil (4)</b>	Joseildo Rocha ..... 1991
	Jose Cesar De Souza ..... 1992
	Luiz Antonio Dos Santos ..... 1993, 1994
<b>Ethiopia (2)</b>	Berhane Adere ..... 2006, 2007
<b>Finland (2)</b>	Ritva Lemettinen ..... 1993, 1995
<b>Great Britain (8)</b>	Steve Jones ..... 1984, 1985
	Paul Davis-Hale ..... 1989
	Eammon Martin ..... 1995
	Paul Evans ..... 1996
	Marian Sutton ..... 1996, 1997
	Paula Radcliffe ..... 2002
<b>Japan (1)</b>	Toshihiko Seko ..... 1986
<b>Kenya (15)</b>	Joseph Nzau ..... 1983
	Joyce Chepchumba ..... 1998, 1999
	Ondoro Osoro ..... 1998
	Catherine Ndereba ..... 2000, 2001
	Ben Kimondiu ..... 2001
	Evans Rutto ..... 2003, 2004
	Felix Limo ..... 2005
	Robert Cheruiyot ..... 2006
	Patrick Ivuti ..... 2007
	Evans Cheruiyot ..... 2008
	Sammy Wanjiru ..... 2009, 2010
<b>Mexico (2)</b>	Alejandro Cruz ..... 1988
	Martin Pitayo ..... 1990
<b>Morocco (2)</b>	Khalid Khannouchi ..... 1997, 1999
<b>Norway (1)</b>	Ingrid Kristiansen ..... 1986
<b>Portugal (3)</b>	Rosa Mota ..... 1983, 1984
	Aurora Cunha ..... 1990

## CHAMPIONS BY COUNTRY

<b>Russia (4)</b>	Svetlana Zakharova ..... 2003
	Lidiya Grigoryeva ..... 2008
	Liliya Shobukhova ..... 2009, 2010
<b>Romania (1)</b>	Constantina Tomescu-Dita ..... 2004
<b>Sweden (1)</b>	Midde Hamrin-Senorski ..... 1991
<b>United States (20)</b>	Dan Cloeter (IN/NE) ..... 1977, 1979
	Dorothy Doolittle (TX) ..... 1977
	Mark Stanforth (AZ) ..... 1978
	Lynae Larson (SD) ..... 1978
	Laura Michalek (IL) ..... 1979
	Frank Richardson (IA) ..... 1980
	Sue Peterson (CA) ..... 1980
	Phillip Coppess (IA) ..... 1981
	Tina Gandy (IA) ..... 1981
	Greg Meyer (MA) ..... 1982
	Nancy Conz (MA) ..... 1982
	Joan Benoit Samuelson (ME) ..... 1985
	Lisa Weidenbach (WA) ..... 1988, 1989
	Linda Somers (CA) ..... 1992
	Kristy Johnson (OR) ..... 1994
	Khalid Khannouchi (NY) ..... 2000, 2002
	Deena Kastor (CA) ..... 2005

**HISTORICAL EVENT STATISTICS**

Year	Start Time	Registrants	% Growth	Finishers	Prize Purse	Title Sponsor
2011	7:30 a.m.	45,000	0% (C)	N/A	\$500,000	Bank of America
2010	7:30 a.m.	45,000	0% (C)	36,088 (ER)	\$475,000	Bank of America
2009	7:30 a.m.	45,000	0% (C)	33,703	\$450,000	Bank of America
2008	8:00 a.m.	45,000	0% (C)	31,344	\$485,000	Bank of America
2007	8:00 a.m.	45,000	5% (C)	25,534	\$581,500	LaSalle Bank
2006	8:00 a.m.	40,000	0% (C)	33,633	\$650,000	LaSalle Bank
2005	8:00 a.m.	40,000	0% (C)	32,868	\$650,000	LaSalle Bank
2004	8:00 a.m.	40,000	0% (C)	33,082	\$650,000	LaSalle Bank
2003	8:00 a.m.	40,000	7%	32,361	\$550,000	LaSalle Bank
2002	7:30 a.m.	37,500	0% (C)	31,106	\$500,000	LaSalle Bank
2001	7:30 a.m.	37,500	6%	28,830	\$450,000	LaSalle Bank
2000	7:30 a.m.	33,171	12%	27,965	\$450,000	LaSalle Bank
1999	7:30 a.m.	29,256	46%	24,654	\$400,000	LaSalle Bank
1998	7:45 a.m.	20,063	23%	17,204	\$350,000	LaSalle Bank
1997	7:45 a.m.	16,372	50% (ER)	14,322	\$300,000	LaSalle Bank
1996	7:45 a.m.	10,925	2%	9,196	\$275,000	LaSalle Bank
1995	7:45 a.m.	10,802	8%	8,641	\$250,000	LaSalle Bank
1994	8:00 a.m.	10,021	44%	7,223	\$200,000	LaSalle Bank
1993	8:30 a.m.	6,941	-15%	5,491	\$100,000	N/A
1992	8:00 a.m.	8,214	9%	5,906	\$50,000	N/A
1991	8:00 a.m.	7,513	-6%	5,908	\$50,000	N/A
1990	8:30 a.m.	7,957	9%	6,168	\$250,000	Old Style
1989	9:00 a.m.	7,269	-3%	5,635	\$350,000	Old Style
1988	9:00 a.m.	7,476	29% (B)	5,795	\$350,000	Old Style
1986	8:45 a.m.	10,543	8%	8,173	\$285,000	Beatrice Foods
1985	8:45 a.m.	9,755	29%	7,562	\$250,000	Beatrice Foods
1984	9:15 a.m.	7,539	12%	5,844	\$250,000	Beatrice Foods
1983	9:30 a.m.	6,756	12%	5,237	\$135,000	Beatrice Foods
1982	9:30 a.m.	6,014	10%	4,642	\$77,000	Beatrice Foods
1981	9:30 a.m.	5,485	17%	4,252	N/A	Beatrice Foods
1980	9:30 a.m.	4,675	26%	3,624	N/A	Beatrice Foods
1979	9:30 a.m.	3,701	29%	2,869	N/A	Beatrice Foods
1978	10:30 a.m.	5,228	25%	4,053	N/A	Flair Communications
1977	8:00 a.m.	4,200	N/A	2,128	N/A	Flair Communications

B = Based on 1986, C = Capacity, ER = Event Record

**CHICAGO RACE DAY WEATHER CONDITIONS**

Race Date	High Temp. (°F/°C)	Low Temp. (°F/°C)	Avg. Temp. (°F/°C)
Oct. 10, 2010	84/29	59/15	71/21
Oct. 11, 2009	45/7	28/-2	36/2
Oct. 12, 2008	84/29	57/14	57/14
Oct. 7, 2007	89/31	74/23	81/27
Oct. 22, 2006	48/8	36/2	42/5
Oct. 9, 2005	59/15	50/10	54/12
Oct. 10, 2004	67/19	48/9	58/14
Oct. 12, 2003	57/14	35/2	42/6
Oct. 13, 2002	50/10	33/5	42/5
Oct. 7, 2001	60/16	41/5	52/11
Oct. 22, 2000	69/21	49/9	59/15
Oct. 24, 1999	51/11	28/-2	40/4
Oct. 11, 1998	60/16	39/4	50/13
Oct. 19, 1997	62/17	41/5	57/14
Oct. 20, 1996	59/15	31/-1	45/7
Oct. 15, 1995	56/13	36/2	46/8
Oct. 30, 1994	61/16	36/2	49/9
Oct. 31, 1993	44/7	25/-4	35/2
Oct. 25, 1992	62/17	35/2	49/9
Oct. 27, 1991	53/12	47/8	50/10
Oct. 28, 1990	60/16	30/-1	45/7
Oct. 29, 1989	74/23	54/12	64/18
Oct. 30, 1988	45/7	21/-6	33/1
Oct. 25, 1987	53/12	29/-2	41/5
Oct. 26, 1986	59/15	52/11	56/13
Oct. 20, 1985	57/14	51/11	54/12
Oct. 21, 1984	55/13	37/3	46/8
Oct. 16, 1983	72/22	41/5	57/14
Sep. 26, 1982	63/17	49/9	56/13
Sep. 27, 1981	72/22	49/9	61/16
Sep. 28, 1980	69/21	53/12	61/16
Oct. 21, 1979	84/29	70/21	77/25
Sep. 24, 1978	79/26	49/9	64/18
Sep. 25, 1977	78/26	57/14	68/20

\*These temperatures are official records from O'Hare International Airport, not the start/finish area.

## HISTORICAL WEATHER

### CHICAGO RACE DAY TEMPERATURE EXTREMES

Highest Race Day Temperature:	89° F	Oct. 7, 2007
Lowest Race Day Temperature:	21° F	Oct. 30, 1988
Highest Race Day Humidity:	90%	Oct. 26, 1986
Record High for Month of October:	94° F	Oct. 6, 1963
Record Low for Month of October:	14° F	Oct. 25, 1887

Average Wind Speed for Month of October:	10.1 mph from due south
Average Humidity for Month of October:	69.5%

October has an average of 7 clear days, 8.75 partly cloudy days and 14.7 cloudy days

### MISCELLANEOUS RACE DAY WEATHER NOTES

Last Race Day with snow:	Oct. 31, 1993
Last Race Day with rain:	Oct. 22, 2006
Last Race Day with strong winds:	Oct. 15, 1995
Last Race Day with unseasonable heat:	Oct. 10, 2010 84° F
Last Race Day with unseasonable cold:	Oct. 31, 1993 25° F with a 12° F wind-chill
Last Race Day with high heat & high humidity:	Oct. 7, 2007 89° F with 73% humidity and 0-3 mph winds

### Men's and Women's Top 10 Debut Marathons

#### Men's Top 10 Debut Marathons

2:03:06 Moses Mosop (KEN) at Boston 2011
2:05:50 Evans Rutto (KEN) at Chicago 2003
2:06:15 Bazu Worku (ETH) at Paris 2009
2:06:18 Gilbert Yegon (KEN) at Amsterdam 2008
2:06:35 Haile Gebreselassie (ETH) at London 2002
2:06:35 Markos Geneti (ETH) at Los Angeles 2011
2:06:39 Samuel Wanjiru (KEN) at Fukuoka 2007
2:06:42 Felix Limo (KEN) at Amsterdam 2003
2:06:47 Wilson Onsare (KEN) at Paris 2003
2:06:54 Ondoro Oso (KEN) at Chicago 1998

#### Women's Top 10 Debut Marathons

2:18:56 Paula Radcliffe (GBR) at London 2002
2:21:51 Naoko Sakamoto (JPN) at Osaka 2003
2:22:20 Getenesh Wami (ETH) at Amsterdam 2002
2:23:09 Bizunesh Bekele (ETH) at Dubai 2008
2:23:11 Yoko Shibui (JPN) at Osaka 2001
2:23:30 Mari Ozaki (JPN) at Osaka 2003
2:23:37 Min Liu (CHN) at Beijing 2001
2:23:44 Catherina McKiernan (IRL) at Berlin 1997
2:23:57 Xiao-lin Zhu (CHN) at Beijing 2002
2:24:07 Jun-xia Wang (CHN) at Tianjin 1993

## YEAR-BY-YEAR TOP 10 OVERALL FINISHERS

### CHICAGO TOP 10 OVERALL FINISHERS (1977-2010)

#### 2010 Men

#	Name	Age	Country	Time
1.	Sammy Wanjiru.....	23.....	KEN .....	2:06:24
2.	Tsegaye Kebede.....	23.....	ETH .....	2:06:43
3.	Feyisa Lilesa.....	20.....	ETH .....	2:08:10
4.	Wesley Korir.....	27.....	KEN .....	2:08:44
5.	Vincent Kipruto.....	23.....	KEN .....	2:09:08
6.	Robert Kiprono Cheruiyot.....	22.....	KEN .....	2:09:28
7.	Laban Moiben .....	26.....	KEN .....	2:10:48
8.	Jason Hartmann .....	29.....	USA (Boulder, CO).....	2:11:06
9.	Ridouane Harroufi .....	29.....	MAR .....	2:13:01
10.	Mike Sayenko .....	26.....	USA (Bellevue, WA) .....	2:14:27

#### 2010 Women

#	Name	Age	Country	Time
1.	Liliya Shobukhova.....	32.....	RUS .....	2:20:25
2.	Astede Baysa.....	23.....	ETH .....	2:23:40
3.	Maria Konovalova .....	36.....	RUS .....	2:23:50
4.	Desiree Davila .....	27.....	USA (Rochester Hills, MI) .....	2:26:20
5.	Irina Mikitenko.....	38.....	GER .....	2:26:40
6.	Mamitu Daska .....	26.....	ETH.....	2:28:29
7.	Magdalena Lewy-Boulet.....	37.....	USA (Oakland, CA) .....	2:28:44
8.	Kaori Yoshida.....	29.....	JPN .....	2:29:45
9.	Jia Chaofeng .....	21.....	CHN.....	2:30:35
10.	Tera Moody.....	29.....	USA (Colorado Springs, CO) .....	2:30:53

#### 2009 Men

#	Name	Age	Country	Time
1.	Sammy Wanjiru.....	22.....	KEN .....	2:05:41
2.	Abderrahim Goumri.....	33 .....	MAR .....	2:06:04
3.	Vincent Kipruto.....	22 .....	KEN .....	2:06:08
4.	Charles Munyeki .....	23 .....	KEN .....	2:07:06
5.	Richard Limo .....	28.....	KEN .....	2:08:43
6.	Wesley Korir.....	26.....	KEN .....	2:10:38
7.	Isaac Macharia.....	30 .....	KEN .....	2:11:09
8.	Sergio Reyes.....	27.....	USA (Palmdale, CA).....	2:15:30
9.	Tadese Tola .....	21.....	ETH .....	2:15:48
10.	Patrick Rizzo .....	26 .....	USA (Rochester Hills, MI) .....	2:15:48

## YEAR-BY-YEAR TOP 10 OVERALL FINISHERS

### 2009 Women

#	Name	Age	Country	Time
1.	Liliya Shobukhova .....	31	RUS	2:25:56
2.	Irina Mikitenko .....	37	GER	2:26:31
3.	Lidiya Grigoryeva.....	35	RUS	2:26:47
4.	Teyba Erkesso.....	26	ETH	2:26:56
5.	Berhane Adere.....	36	ETH	2:28:38
6.	Deena Kastor.....	36	USA (Mammoth Lakes, CA) ..	2:28:50
7.	Mizuho Nasukawa.....	29	JPN	2:29:22
8.	Melissa White .....	27	USA (Rochester Hills, MI) .....	2:32:55
9.	Tera Moody.....	28	USA (Colorado Springs, CO) ..	2:32:59
10.	Adriana Pirtea.....	29	ROU	2:34:07

### 2008 Men

#	Name	Age	Country	Time
1.	Evans Cheruiyot.....	26	KEN	2:06:25
2.	David Mandago.....	30	KEN	2:07:37
3.	Timothy Cherigat.....	31	KEN	2:11:39
4.	Wesley Korir.....	25	KEN	2:13:53
5.	Martin Lauret.....	36	NED	2:15:10
6.	Emmanuel Mutai .....	25	KEN	2:15:36
7.	Mike Reneau .....	30	USA (Rochester Hills, MI) .....	2:16:20
8.	William Kipsang.....	31	KEN	2:16:41
9.	Daniel Njenga.....	32	KEN	2:17:33
10.	Richard Limo .....	27	KEN	2:18:48

### 2008 Women

#	Name	Age	Country	Time
1.	Lidiya Grigoryeva .....	34	RUS	2:27:17
2.	Alevtina Biktimirova .....	26	RUS	2:29:32
3.	Kiyoko Shimahara.....	32	JPN	2:30:19
4.	Constantina Tomescu-Dita .....	38	ROU	2:30:57
5.	Desiree Davila .....	25	USA (Rochester Hills, MI) .....	2:31:33
6.	Colleen De Reuck .....	44	USA (Boulder, CO).....	2:32:25
7.	Bezunesh Bekele .....	25	ETH	2:32:41
8.	Paige Higgins.....	26	USA (Flagstaff, AZ) .....	2:33:06
9.	Kate O'Neill .....	28	USA (Mammoth Lakes, CA) ..	2:34:04
10.	Berhane Adere.....	34	ETH	2:34:16

## YEAR-BY-YEAR TOP 10 OVERALL FINISHERS

### 2007 Men

#	Name	Age	Country	Time
1.	Patrick Ivuti.....	29	KEN	2:11:11.00
2.	Jaouad Gharib.....	35	MAR	2:11:11.05
3.	Daniel Njenga.....	31	KEN	2:12:45
4.	Robert Kipkoech Cheruiyot.....	29	KEN	2:16:13
5.	Ben Maiyo .....	29	KEN	2:16:59
6.	Christopher Cheboiboch .....	30	KEN	2:17:17
7.	Bong-Ju Lee.....	36	KOR	2:17:29
8.	Michael Cox.....	31	USA (Princeton, WV) .....	2:21:42
9.	Jason Flogel.....	24	USA (West Des Moines, IA) ..	2:26:34
10.	Eric Blake .....	28	USA (New Britain, CT) .....	2:26:55

### 2007 Women

#	Name	Age	Country	Time
1.	Berhane Adere .....	34	ETH	2:33:49
2.	Adriana Pirtea .....	27	ROU	2:33:52
3.	Kate O'Neill .....	27	USA (Mammoth Lakes, CA) ..	2:36:15
4.	Liz Yelling.....	32	GBR	2:37:14
5.	Benita Johnson .....	28	AUS	2:38:30
6.	Nuta Olaru .....	37	ROU	2:39:04
7.	Paige Higgins .....	25	USA (Littleton, CO) .....	2:40:14
8.	Yolanda Fernandez .....	26	COL	2:45:23
9.	Tera Moody.....	26	USA (Boulder, CO) .....	2:46:40
10.	Kathy Butler .....	33	GBR	2:48:21

### 2006 Men

#	Name	Age	Country	Time
1.	Robert Kipkoech Cheruiyot.....	28	KEN	2:07:35
2.	Daniel Njenga.....	30	KEN	2:07:40
3.	Jimmy Muindi .....	33	KEN	2:07:51
4.	Abdi Abdirahman.....	29	USA (Tucson, AZ) .....	2:08:56
5.	Robert Cheboror.....	28	KEN	2:09:25
6.	Brian Sell .....	28	USA (Rochester Hills, MI) .....	2:10:47
7.	Japhet Kosgei Kipkorir.....	38	KEN	2:11:37
8.	Benjamin Maiyo.....	28	KEN	2:11:53
9.	Dejene Berhanu.....	25	ETH	2:12:27
10.	Meshack Kosgei Kirwa .....	31	KEN	2:12:31

## YEAR-BY-YEAR TOP 10 OVERALL FINISHERS

### 2006 Women

#	Name	Age	Country	Time
1.	Berhane Adere .....	33	ETH .....	2:20:42
2.	Galina Bogomolova .....	29	RUS .....	2:20:47
3.	Benita Johnson .....	27	AUS .....	2:22:36
4.	Madai Perez.....	26	MEX .....	2:22:59
5.	Constantina Tomescu-Dita .....	36	ROU .....	2:24:25
6.	Nuta Olaru.....	36	ROU .....	2:25:37
7.	Hiromi Ominami .....	30	JPN .....	2:26:04
8.	Lyudmila Petrova .....	38	RUS .....	2:27:08
9.	Kathy Butler.....	33	GBR.....	2:28:39
10.	Dulce María Rodriguez .....	34	MEX .....	2:28:54

### 2005 Men

#	Name	Age	Country	Time
1.	Felix Limo .....	25	KEN .....	2:07:02
2.	Benjamin Maiyo.....	27	KEN .....	2:07:09
3.	Daniel Njenga.....	29	KEN .....	2:07:14
4.	Evans Rutto .....	27	KEN .....	2:07:28
5.	Patrick Ivuti.....	27	KEN .....	2:07:46
6.	Laban Kipkemboi.....	27	KEN .....	2:09:22
7.	William Kipsang.....	28	KEN .....	2:09:49
8.	Timothy Cherigat.....	28	KEN .....	2:10:34
9.	Sammy Korir.....	33	KEN .....	2:10:53
10.	John Gwako .....	27	KEN .....	2:12:30

### 2005 Women

#	Name	Age	Country	Time
1.	Deena Kastor.....	32	USA (Mammoth Lakes, CA)...	2:21:25
2.	Constantina Tomescu-Dita .....	35	ROU .....	2:21:30
3.	Masako Chiba .....	29	JPN .....	2:26:00
4.	Colleen De Reuck .....	41	USA (Boulder, CO).....	2:28:40
5.	Eri Hayakawa .....	23	JPN .....	2:28:50
6.	Blake Russell.....	30	USA (Marina, CA).....	2:29:10
7.	Kathy Butler.....	31	GBR.....	2:30:01
8.	Tatyana Petrova.....	22	RUS .....	2:31:03
9.	Kate Smyth.....	33	AUS .....	2:33:42
10.	Grazyna Syrek.....	33	POL.....	2:36:32

## YEAR-BY-YEAR TOP 10 OVERALL FINISHERS

### 2004 Men

#	Name	Age	Country	Time
1.	Evans Rutto .....	26	KEN .....	2:06:16
2.	Daniel Njenga.....	28	KEN .....	2:07:44
3.	Toshinari Takaoka.....	34	JPN.....	2:07:50
4.	Jimmy Muindi .....	31	KEN .....	2:08:27
5.	Khalid Khannouchi .....	32	USA (Ossining, NY) .....	2:08:44
6.	Marilson Dos Santos.....	27	BRA .....	2:08:48
7.	Stephen Kiogora.....	29	KEN .....	2:09:21
8.	Scott Westcott .....	29	AUS .....	2:13:08
9.	Ben Maiyo .....	26	KEN .....	2:13:17
10.	Paul Koech .....	35	KEN .....	2:13:20

### 2004 Women

#	Name	Age	Country	Time
1.	Constantina Tomescu-Dita .....	34	ROU .....	2:23:45
2.	Nuta Olaru.....	34	ROU .....	2:24:33
3.	Svetlana Zakharova .....	34	RUS .....	2:25:01
4.	Joyce Chepchumba.....	33	KEN .....	2:26:21
5.	Albina Ivanova .....	27	RUS .....	2:28:22
6.	Shitaye Gemechu.....	24	ETH.....	2:28:28
7.	Marla Runyan .....	35	USA (Eugene, OR) .....	2:28:33
8.	Derartu Tulu .....	32	ETH.....	2:30:21
9.	Blake Russell.....	29	USA (Acton, MA).....	2:32:04
10.	Jenny Spangler .....	41	USA (Gurnee, IL).....	2:33:36

### 2003 Men

#	Name	Age	Country	Time
1.	Evans Rutto .....	25	KEN .....	2:05:50
2.	Paul Koech .....	34	KEN .....	2:07:07
3.	Daniel Njenga .....	27	KEN .....	2:07:41
4.	Peter Chebet.....	26	KEN .....	2:08:43
5.	Jimmy Muindi .....	30	KEN .....	2:08:57
6.	Abdelkader El Mouaziz .....	34	MAR .....	2:09:38
7.	Meb Keflezighi .....	28	USA (Mammoth Lakes, CA)...	2:10:03
8.	Hendrik Ramaala.....	31	RSA .....	2:10:55
9.	Sisay Bezabeh .....	26	AUS .....	2:11:08
10.	Josephat Kiprono.....	29	KEN .....	2:11:30

## YEAR-BY-YEAR TOP 10 OVERALL FINISHERS

### 2003 Women

#	Name	Age	Country	Time
1.	Svetlana Zakharova .....	33.....	RUS .....	2:23:07
2.	Constantina Tomescu-Dita .....	33.....	ROU .....	2:23:35
3.	Jelena Prokopcuka.....	27.....	LAT .....	2:24:53
4.	Albina Ivanova .....	26.....	RUS .....	2:25:35
5.	Grazyna Syrek.....	31.....	POL.....	2:26:22
6.	Malgorzata Sobanska .....	34.....	POL.....	2:27:50
7.	Colleen De Reuck .....	39.....	USA (Boulder, CO).....	2:28:01
8.	Madina Biktagirova .....	39.....	RUS .....	2:28:33
9.	Nuta Olaru.....	33.....	ROU .....	2:29:00
10.	Deeja Youngquist.....	26.....	USA (Albuquerque, NM).....	2:29:01

### 2002 Men

#	Name	Age	Country	Time
1.	Khalid Khannouchi .....	30.....	USA (Ossining, NY).....	2:05:56
2.	Daniel Njenga.....	26.....	KEN.....	2:06:16
2.	Toshinari Takaoka.....	32.....	JPN.....	2:06:16
4.	Paul Tergat.....	33.....	KEN.....	2:06:18
5.	Abdelkader El Mouaziz.....	33.....	MAR.....	2:06:46
6.	Alan Culpepper.....	30.....	USA (Louisville, CO).....	2:09:41
7.	John Kagwe .....	33.....	KEN.....	2:10:02
8.	Driss El Himer.....	28.....	FRA.....	2:11:51
9.	Peter Githuka.....	33.....	KEN.....	2:12:43
10.	Tobias Hiskia .....	25.....	NAM.....	2:13:16

### 2002 Women

#	Name	Age	Country	Time
1.	Paula Radcliffe .....	28.....	GBR.....	2:17:18
2.	Catherine Ndereba .....	30.....	KEN.....	2:19:26
3.	Yoko Shibui.....	23.....	JPN.....	2:21:22
4.	Svetlana Zakharova .....	32.....	RUS.....	2:21:31
5.	Madina Biktagirova .....	38.....	RUS.....	2:25:20
6.	Deena Drossin.....	29.....	USA (Mammoth Lakes, CA)...	2:26:53
7.	Obata Kayoko .....	30.....	JPN.....	2:28:15
8.	Nuta Olaru.....	32.....	ROU.....	2:31:37
9.	Masako Chiba .....	26.....	JPN.....	2:34:36
10.	Jeanne Hennessy.....	24.....	USA (Mahopac, NY).....	2:35:53

## YEAR-BY-YEAR TOP 10 OVERALL FINISHERS

### 2001 Men

#	Name	Age	Country	Time
1.	Ben Kimondiu.....	23.....	KEN.....	2:08:52
2.	Paul Tergat.....	32.....	KEN.....	2:08:56
3.	Peter Githuka.....	32.....	KEN.....	2:09:00
4.	Mohamed Ouaadi.....	31.....	FRA.....	2:09:26
5.	Noriaki Igarashi .....	28.....	JPN.....	2:09:35
6.	Rod DeHaven.....	34.....	USA (Madison, WI).....	2:11:40
7.	Ondoro Osoro .....	34.....	KEN.....	2:11:44
8.	Shaun Creighton.....	33.....	AUS.....	2:11:54
9.	Mitsunori Hirayama .....	25.....	JPN.....	2:12:25
10.	Simon Mphulanyane.....	30.....	RSA.....	2:12:44

### 2001 Women

#	Name	Age	Country	Time
1.	Catherine Ndereba .....	29.....	KEN.....	2:18:47
2.	Elfenesh Alemu.....	26.....	ETH.....	2:24:54
3.	Kerryn McCann.....	34.....	AUS.....	2:26:04
4.	Malgorzata Sobanska .....	31.....	POL.....	2:26:08
5.	Nives Curti.....	32.....	ITA.....	2:28:59
6.	Kayoko Obata .....	30.....	JPN.....	2:32:19
7.	Ichiyo Naganuma.....	29.....	JPN.....	2:34:02
8.	Anne van Schuppen.....	40.....	NED.....	2:41:51
9.	Karin Schoen.....	39.....	SWE.....	2:42:27
10.	Kelly Keeler .....	39.....	USA (Bloomington, MN).....	2:43:06

### 2000 Men

#	Name	Age	Country	Time
1.	Khalid Khannouchi .....	28.....	USA (Ossining, NY).....	2:07:01
2.	Josephat Kiprono.....	26.....	KEN.....	2:07:29
3.	Moses Tanui.....	35.....	KEN.....	2:07:47
4.	Peter Githuka.....	31.....	KEN.....	2:08:02
5.	Fred Kiprof.....	26.....	KEN.....	2:08:23
6.	William Kiplagat .....	28.....	KEN.....	2:11:57
7.	David Morris .....	30.....	USA (Albuquerque, NM).....	2:12:00
8.	Eric Mack .....	26.....	USA (Las Vegas, NV).....	2:12:42
9.	Yi Yong Kim.....	27.....	KOR.....	2:13:02
10.	Josh Cox.....	25.....	USA (El Cajon, CA).....	2:13:55

## YEAR-BY-YEAR TOP 10 OVERALL FINISHERS

### 2000 Women

#	Name	Age	Country	Time
1.	Catherine Ndereba .....	28.....	KEN .....	2:21:33
2.	Lornah Kiplagat .....	26.....	KEN .....	2:22:36
3.	Irina Timofeyeva .....	30.....	RUS .....	2:29:13
4.	Elana Meyer.....	34.....	RSA .....	2:31:59
4.	Kayoko Obata .....	29.....	JPN .....	2:31:59
6.	Libbie Hickman.....	35.....	USA (Fort Collins, CO) .....	2:32:09
7.	Christine Junkermann .....	28.....	USA (Woodridge, CT).....	2:32:45
8.	Kristy Johnston .....	35.....	USA (Shepherdstown, WV)....	2:33:20
9.	Marie Soderstrom .....	40.....	SWE.....	2:34:58
10.	Ann Schaefers-Coles .....	35.....	USA (Algonquin, IL) .....	2:37:48

### 1999 Men

#	Name	Age	Country	Time
1.	Khalid Khannouchi .....	27.....	MAR .....	2:05:42
2.	Moses Tanui.....	34.....	KEN .....	2:06:16
3.	Ondoro Osoro .....	31.....	KEN .....	2:08:00
4.	David Morris.....	29.....	USA (Albuquerque, NM).....	2:09:32
5.	Simon Bor .....	30.....	KEN .....	2:09:35
6.	Eder Moreno Fiahlo .....	26.....	BRA .....	2:09:36
7.	Joseph Kahugu .....	28.....	KEN .....	2:09:37
8.	James Kariuki .....	27.....	KEN .....	2:11:14
9.	Simon Lopuyet.....	26.....	KEN .....	2:11:44
10.	Thabiso Moquali .....	31.....	LES.....	2:12:20

### 1999 Women

#	Name	Age	Country	Time
1.	Joyce Chepchumba.....	28.....	KEN .....	2:25:59
2.	Margaret Okayo.....	23.....	KEN .....	2:26:00
3.	Elana Meyer.....	33.....	RSA .....	2:27:17
4.	Colleen De Reuck .....	35.....	RSA .....	2:27:30
5.	Irina Bogacheva .....	38.....	KGZ .....	2:27:46
6.	Libbie Hickman.....	34.....	USA (Fort Collins, CO) .....	2:28:34
7.	Marian Sutton.....	36.....	GBR.....	2:28:42
8.	Renata Paradowska .....	29.....	POL.....	2:31:59
9.	Albina Galliamova.....	35.....	RUS .....	2:32:24
10.	Kristy Johnston .....	34.....	USA (Shepherdstown, WV)....	2:32:34

## YEAR-BY-YEAR TOP 10 OVERALL FINISHERS

### 1998 Men

#	Name	Age	Country	Time
1.	Ondoro Osoro .....	30.....	KEN .....	2:06:54
2.	Khalid Khannouchi .....	26.....	MAR .....	2:07:19
3.	Gert Thys .....	26.....	RSA .....	2:07:45
4.	Joseph Kahugu .....	27.....	KEN .....	2:07:59
5.	Moses Tanui.....	33.....	KEN .....	2:09:43
6.	Eder Moreno Fiahlo .....	25.....	BRA .....	2:09:48
7.	Philip Chirchir .....	29.....	KEN .....	2:09:52
8.	Shinji Kawashima .....	32.....	JPN .....	2:10:07
9.	Silvio Guerra.....	30.....	ECU .....	2:10:17
10.	Elijah Lagat.....	32.....	KEN .....	2:10:33

### 1998 Women

#	Name	Age	Country	Time
1.	Joyce Chepchumba.....	28.....	KEN .....	2:23:57
2.	Colleen De Reuck .....	34.....	RSA .....	2:27:04
3.	Elana Meyer.....	32.....	RSA .....	2:27:20
4.	Kayoko Obata .....	27.....	JPN .....	2:28:39
5.	Tatyana Pozdnyakova.....	43.....	UKR .....	2:29:25
6.	Irina Bogacheva .....	37.....	KGZ .....	2:30:34
7.	Gitte Karlshoj .....	39.....	DEN .....	2:31:57
8.	Kristy Johnston .....	33.....	USA (Shepherdstown, WV)....	2:32:37
9.	Linda Somers Smith .....	37.....	USA (San Luis Obispo, CA) ...	2:34:21
10.	Marian Sutton.....	35.....	GBR.....	2:35:41

### 1997 Men

#	Name	Age	Country	Time
1.	Khalid Khannouchi .....	26.....	MAR .....	2:07:10
2.	Fred Kiprof.....	24.....	KEN .....	2:08:19
3.	Peter Ndirangu.....	29.....	KEN .....	2:08:46
4.	Philip Chirchir .....	29.....	KEN .....	2:08:56
5.	Patrick Muturi .....	28.....	KEN .....	2:08:59
6.	Paul Evans.....	35.....	GBR.....	2:09:20
7.	Jerry Lawson.....	32.....	USA (Jacksonville, FL) .....	2:09:35
8.	Silvio Guerra.....	30.....	ECU .....	2:09:49
9.	Jon Brown.....	26.....	GBR.....	2:10:13
10.	Todd Williams .....	28.....	USA (Knoxville, TN).....	2:11:17

## YEAR-BY-YEAR TOP 10 OVERALL FINISHERS

### 1997 Women

#	Name	Age	Country	Time
1.	Marian Sutton.....	34	GBR	2:29:03
2.	Gitte Karlshoj.....	37	DEN	2:31:31
3.	Irina Bogacheva.....	36	KGZ	2:32:45
4.	Christine McNamara.....	31	USA (Boulder, CO)	2:33:08
5.	Yoshiko Yamamoto.....	27	JPN	2:33:55
6.	Debbie Kilpatrick.....	34	USA (Berea, OH)	2:35:05
7.	Elaine Van Blunk.....	33	USA (Drexel Hill, PA)	2:35:49
8.	Stefanija Statkuviene.....	35	LTU	2:36:52
9.	Ann Schaefers-Coles.....	32	USA (Algonquin, IL)	2:38:25
10.	Lornah Kiplagat.....	23	KEN	2:39:13

### 1996 Men

#	Name	Age	Country	Time
1.	Paul Evans.....	34	GBR	2:08:52
2.	Jerry Lawson.....	30	USA (Jacksonville, FL)	2:10:04
3.	Leonid Shvetsov.....	27	RUS	2:10:23
4.	Eamonn Martin.....	38	GBR	2:11:21
5.	Gary Staines.....	32	GBR	2:11:25
6.	Jackson Kabiga.....	21	KEN	2:11:44
7.	Carlos Bautista.....	28	MEX	2:12:18
8.	Luis Reyes.....	27	MEX	2:13:04
9.	Eddy Hellebuyck.....	35	BEL	2:13:19
10.	Antonio Rodriguez.....	33	POR	2:13:27

### 1996 Women

#	Name	Age	Country	Time
1.	Marian Sutton.....	33	GBR	2:30:41
2.	Kristy Johnston.....	31	USA (Coos Bay, OR)	2:31:06
3.	Danuta Bartoszek.....	35	CAN	2:33:01
4.	Gitte Karlshoj.....	35	DEN	2:33:53
5.	Irina Bogacheva.....	35	KGZ	2:34:36
6.	Bonnie McReynolds.....	32	USA (Nashville, TN)	2:39:18
7.	Debbie Kilpatrick.....	32	USA (Berea, OH)	2:39:23
8.	Paivi Tikkanen.....	36	FIN	2:39:36
9.	Ritva Lemettinen.....	35	FIN	2:42:00
10.	Sharon Stubler.....	31	USA (Minnetonka, MN)	2:42:39

## YEAR-BY-YEAR TOP 10 OVERALL FINISHERS

### 1995 Men

#	Name	Age	Country	Time
1.	Eamonn Martin.....	35	GBR	2:11:18
2.	Carlos Bautista.....	25	MEX	2:11:21
3.	Leonid Shvetsov.....	26	RUS	2:11:24
4.	Driss Dacha.....	30	MAR	2:12:05
5.	Eddy Hellebuyck.....	34	BEL	2:12:35
6.	Luis Reyes.....	25	MEX	2:12:51
7.	Jesus Herrera.....	33	MEX	2:13:18
8.	Carlos Grisales.....	28	COL	2:13:41
9.	Maurilio Castillo.....	33	MEX	2:14:17
10.	Hector De Jesus.....	29	MEX	2:14:27

### 1995 Women

#	Name	Age	Country	Time
1.	Ritva Lemettinen.....	34	FIN	2:28:27
2.	Kim Jones.....	36	USA (Spokane, WA)	2:31:24
3.	Danuta Bartoszek.....	34	CAN	2:31:46
4.	Gitte Karlshoj.....	36	DEN	2:32:10
5.	Marian Sutton.....	32	GBR	2:32:36
6.	Tatiana Ivanova.....	25	RUS	2:34:59
7.	Tatyana Podznyakova.....	39	UKR	2:35:14
8.	Kristy Johnston.....	30	USA (Coos Bay, OR)	2:35:50
9.	Irina Bogacheva.....	34	KGZ	2:37:26
10.	Iglandini Gonzalez.....	29	COL	2:37:26

### 1994 Men

#	Name	Age	Country	Time
1.	Luiz Antonio Dos Santos.....	30	BRA	2:11:16
2.	Ed Eyestone.....	33	USA (Bountiful, UT)	2:11:51
3.	Patrick Muturi.....	21	KEN	2:12:56
4.	Ovidio Castilla.....	28	MEX	2:13:09
5.	Don Janicki.....	34	USA (Louisville, CO)	2:13:21
6.	Hector De Jesus.....	28	MEX	2:13:35
7.	Jeff Jacobs.....	30	USA (Roscoe, IL)	2:13:44
8.	Alejandro Cruz.....	26	MEX	2:14:33
9.	Carey Nelson.....	31	CAN	2:15:21
10.	Daniel Martinez.....	32	USA (Placentia, CA)	2:16:07

## YEAR-BY-YEAR TOP 10 OVERALL FINISHERS

### 1994 Women

#	Name	Age	Country	Time
1.	Kristy Johnston .....	29.....	USA (Coos Bay, OR) .....	2:31:34
2.	Gitte Karlshoj.....	35.....	DEN .....	2:31:57
3.	Elaine Van Blunk.....	30.....	USA (Drexel Hill, PA) .....	2:32:25
4.	Trina Painter.....	28.....	USA (Austin, TX) .....	2:35:21
5.	Lisa Weidenbach.....	32.....	USA (Wichita, KS) .....	2:36:35
6.	Joan Benoit Samuelson .....	37.....	USA (Cape Elizabeth, ME) ....	2:37:09
7.	Maria Trujillo .....	35.....	USA (Salinas, CA) .....	2:37:25
8.	Inge Marie Nilsson .....	28.....	SWE.....	2:39:43
9.	Lyubov Klochko.....	35.....	UKR .....	2:40:09
10.	Amy Legacki .....	25.....	USA (Ann Arbor, MI).....	2:40:18

### 1993 Men

#	Name	Age	Country	Time
1.	Luiz Antonio Dos Santos .....	29.....	BRA .....	2:13:15
2.	Eddy Hellebuyck .....	32.....	BEL.....	2:14:40
3.	Antoni Niemczak.....	37.....	POL.....	2:15:07
4.	Reynaldo Ramirez.....	28.....	MEX.....	2:15:47
5.	Bruce Deacon.....	26.....	CAN.....	2:15:52
6.	Jeff Jacobs.....	29.....	USA (Roscoe, IL) .....	2:16:00
7.	Alfredo Viguera.....	30.....	MEX.....	2:16:10
8.	Tesfaye Bekele .....	23.....	ETH.....	2:16:18
9.	Gumercindo Olmedo.....	29.....	MEX.....	2:16:43
10.	Tadeusz Lawicki .....	37.....	POL.....	2:19:12

### 1993 Women

#	Name	Age	Country	Time
1.	Ritva Lemettinen.....	32.....	FIN.....	2:33:18
2.	Linda Somers .....	32.....	USA (Danville, CA) .....	2:34:26
3.	Silvana Pereira.....	28.....	BRA .....	2:37:58
4.	Danuta Bartoszek .....	32.....	CAN.....	2:38:16
5.	Debra Gormley .....	27.....	USA (St. Paul, MN) .....	2:42:03
6.	Suzanne Rigg.....	29.....	GBR.....	2:45:00
7.	Ludmilla Ilina.....	23.....	RUS .....	2:46:41
8.	Noeleen Wadden .....	31.....	CAN.....	2:47:21
9.	Bridget Collins .....	32.....	USA (Liste, IL) .....	2:53:07
10.	Cynthia Woods.....	37.....	USA (Bolingbrook, IL) .....	2:54:49

## YEAR-BY-YEAR TOP 10 OVERALL FINISHERS

### 1992 Men

#	Name	Age	Country	Time
1.	Jose Cesar De Souza .....	29.....	BRA .....	2:16:14
2.	Igor Braslawsky.....	25.....	UKR .....	2:17:30
3.	Eddy Hellebuyck .....	31.....	BEL.....	2:17:55
4.	Thomas O'Gara.....	26.....	IRL.....	2:18:05
5.	Thomasz Gnabel .....	25.....	POL.....	2:18:18
6.	Roy Dooney .....	34.....	IRL.....	2:20:25
7.	Terefe Makonnen .....	24.....	ETH.....	2:20:28
8.	Tadeusz Lawicki .....	30.....	POL.....	2:20:39
9.	Visa Orttenvuori .....	24.....	FIN.....	2:21:47
10.	Kassa Balcha .....	32.....	ETH.....	2:22:51

### 1992 Women

#	Name	Age	Country	Time
1.	Linda Somers .....	31.....	USA (Danville, CA).....	2:37:41
2.	Gail Hall .....	32.....	USA (WA) .....	2:39:38
3.	Kirsi Valasti.....	25.....	FIN.....	2:40:32
4.	Ursula Noctor .....	27.....	IRL.....	2:41:52
5.	Emma Cabrera .....	28.....	MEX.....	2:45:36
6.	Betsy Schmidt.....	25.....	USA (Chapel Hill, NC).....	2:46:49
7.	Catrina Dowling .....	34.....	IRL.....	2:50:24
8.	Renata Sitek.....	31.....	AUT.....	2:52:14
9.	Sandra Natal .....	30.....	USA (Brooklyn, NY).....	2:57:09
10.	Melanie Murray.....	32.....	USA (San Francisco, CA) .....	2:57:25

### 1991 Men

#	Name	Age	Country	Time
1.	Joseildo Rocha .....	26.....	BRA .....	2:14:33
2.	Roy Dooney .....	33.....	IRL.....	2:14:39
3.	Jose Santana.....	27.....	BRA .....	2:15:06
4.	David Mora.....	27.....	USA (Bloomington, IN) .....	2:15:44
5.	Valmir De Carvalho .....	32.....	BRA .....	2:16:22
6.	Cholon Kim.....	32.....	KOR .....	2:17:00
7.	Thomas O'Gara.....	36.....	IRL.....	2:18:27
8.	David O'Keefe.....	31.....	USA (Orchard Park, NY).....	2:18:30
9.	Tommy Ekblom .....	32.....	FIN.....	2:19:13
10.	Greg Meyer .....	36.....	USA (Ada, MI).....	2:19:27

## YEAR-BY-YEAR TOP 10 OVERALL FINISHERS

### 1991 Women

#	Name	Age	Country	Time
1.	Midde Hamrin-Senorski .....	34.....	SWE.....	2:36:21
2.	Kirsi Rauta.....	25.....	FIN.....	2:38:21
3.	Silvana Pereira.....	26.....	BRA.....	2:40:10
4.	Ursala Noctor .....	30.....	IRL.....	2:41:21
5.	Kirsi Valasti.....	27.....	FIN.....	2:41:45
6.	Monica Signahl.....	30.....	SWE.....	2:42:36
7.	Patricia Griffin.....	30.....	IRL.....	2:42:45
8.	Mary Pastillo.....	27.....	USA (Newington, CT).....	2:46:12
9.	Carina Leutner.....	31.....	AUT.....	2:50:26
10.	Betsy Frick.....	31.....	USA (Norcross, VA).....	2:51:05

### 1990 Men

#	Name	Age	Country	Time
1.	Martin Pitayo .....	30.....	MEX.....	2:09:41
2.	Antoni Niemczak.....	30.....	POL.....	2:09:41
3.	Rex Wilson.....	30.....	NZL.....	2:10:48
4.	Ake Eriksson.....	28.....	SWE.....	2:10:53
5.	Ed Eyestone.....	29.....	USA (Bountiful, UT).....	2:10:59
6.	Jan Hurak .....	30.....	POL.....	2:11:26
7.	Joaquin Pinheiro .....	29.....	POR.....	2:12:03
8.	Osmiro Silva .....	29.....	BRA.....	2:12:17
9.	Dionicio Ceron.....	25.....	MEX.....	2:12:18
10.	Victor Mozgovo .....	29.....	URS.....	2:13:27

### 1990 Women

#	Name	Age	Country	Time
1.	Aurora Cunha .....	31.....	POR.....	2:30:11
2.	Carole Rouillard.....	30.....	CAN.....	2:32:28
3.	Midde Hamrin.....	33.....	SWE.....	2:34:27
4.	Helen Moros.....	23.....	NZL.....	2:34:37
5.	Kellie Cathey .....	28.....	USA (Fort Collins, CO).....	2:35:58
6.	Mary Knisely.....	31.....	USA (Dallas, TX).....	2:37:58
7.	Deborah Raunig.....	35.....	USA (Grand Falls, MT).....	2:38:07
8.	Joy Smith.....	28.....	USA (Sugar Land, TX).....	2:38:22
9.	Terry Schmidt .....	34.....	USA (Stateline, NV).....	2:38:42
10.	Anne Roden.....	44.....	GBR.....	2:38:55

## YEAR-BY-YEAR TOP 10 OVERALL FINISHERS

### 1989 Men

#	Name	Age	Country	Time
1.	Paul Davis-Hale .....	27.....	GBR.....	2:11:25
2.	Ravil Kashapov .....	32.....	URS.....	2:13:19
3.	David Long .....	28.....	GBR.....	2:13:37
4.	Ed Eyestone.....	28.....	USA (Bountiful, UT).....	2:14:57
5.	Carlos Montero.....	27.....	ESP.....	2:15:15
6.	Tadessa Belayneh .....	26.....	ETH.....	2:15:19
7.	Pedro Ortiz.....	31.....	COL.....	2:16:29
8.	Gabriel Kamau .....	31.....	KEN.....	2:17:02
9.	Eddy Hellebuyck.....	28.....	BEL.....	2:17:25
10.	Salah Qoqaiche.....	22.....	MAR.....	2:18:08

### 1989 Women

#	Name	Age	Country	Time
1.	Lisa Weidenbach.....	27.....	USA (Issaquah, WA).....	2:28:15
2.	Carla Beurskens .....	37.....	NED.....	2:30:24
3.	Cathy O'Brien.....	22.....	USA (Boston, MA).....	2:31:19
4.	Maria Lelut .....	33.....	FRA.....	2:34:59
5.	Carole Rouillard.....	29.....	CAN.....	2:35:20
6.	Wanda Panfil .....	30.....	POL.....	2:35:40
7.	Cassandra Mihailovic.....	28.....	FRA.....	2:35:44
8.	Jocelyn Viletton .....	35.....	FRA.....	2:36:55
9.	Margarite Buist.....	36.....	NZL.....	2:37:20
10.	Kamila Gradus.....	22.....	POL.....	2:37:37

### 1988 Men

#	Name	Age	Country	Time
1.	Alejandro Cruz.....	21.....	MEX.....	2:08:57
2.	Yakov Tolstikov .....	29.....	URS.....	2:09:20
3.	Richard Kaitany .....	32.....	KEN.....	2:09:39
4.	Manuel Matias.....	26.....	POR.....	2:10:19
5.	Mike O'Reilly.....	30.....	IRL.....	2:11:50
6.	Steve Brace .....	27.....	GBR.....	2:11:50
7.	Gerardo Alcalá.....	27.....	MEX.....	2:12:11
8.	Derek Froude.....	29.....	NZL.....	2:12:40
9.	Elisio Rios.....	27.....	POR.....	2:12:53
10.	Steve Binns .....	28.....	GBR.....	2:13:32

## YEAR-BY-YEAR TOP 10 OVERALL FINISHERS

### 1988 Women

#	Name	Age	Country	Time
1.	Lisa Weidenbach.....	26.....	USA (Issaquah, WA).....	2:29:17
2.	Emma Scaunich .....	34.....	ITA .....	2:29:46
3.	Paula Fudge .....	36.....	GBR.....	2:29:47
4.	Tami Ruckle .....	26.....	AUS .....	2:31:19
5.	Kim Jones.....	30.....	USA (Spokane, WA) .....	2:32:03
6.	Kellie Cathey .....	26.....	USA (Fort Collins, CO) .....	2:32:29
7.	Elena Tsukhlo .....	34.....	URS .....	2:33:25
8.	Ekatrina Khramenkova .....	32.....	URS .....	2:33:36
9.	Midde Hamrin.....	31.....	SWE.....	2:33:56
10.	Irina Jagodina .....	24.....	URS .....	2:35:53

### 1986 Men

#	Name	Age	Country	Time
1.	Toshihiko Seko.....	30.....	JPN .....	2:08:27
2.	Ahmed Saleh.....	29.....	DJI .....	2:09:57
3.	Charlie Spedding.....	34.....	GBR.....	2:10:13
4.	Michael Musyoki.....	30.....	KEN .....	2:10:30
5.	Herbert Steffny .....	33.....	FRG .....	2:11:17
6.	John Burra.....	24.....	TAN .....	2:13:36
7.	Paul Williams.....	30.....	CAN .....	2:13:59
8.	Juergen Drescher.....	28.....	FRG .....	2:14:27
9.	Jose Gomez .....	30.....	MEX.....	2:14:58
10.	Rodolfo Gomez.....	35.....	MEX.....	2:15:02

### 1986 Women

#	Name	Age	Country	Time
1.	Ingrid Kristiansen.....	30.....	NOR.....	2:27:08
2.	Maria Lelut .....	30.....	FRA.....	2:29:51
3.	Priscilla Welch.....	41.....	GBR.....	2:31:14
4.	Debbie Raunig.....	31.....	USA (Grand Falls, MT) .....	2:31:28
5.	Maureen Custy .....	31.....	USA (Denver, CO) .....	2:34:41
6.	Gail Kingma.....	26.....	USA (Seattle, WA) .....	2:35:43
7.	Tuija Jousimaa .....	28.....	FIN.....	2:36:48
8.	Karina Weber-Leutner.....	22.....	AUT.....	2:37:09
9.	Dorthy Goertzen.....	31.....	CAN .....	2:40:34
10.	Solweig Haryson.....	27.....	SWE.....	2:43:24

## YEAR-BY-YEAR TOP 10 OVERALL FINISHERS

### 1985 Men

#	Name	Age	Country	Time
1.	Steve Jones .....	30.....	GBR .....	2:07:13
2.	Robleh Djama .....	27.....	DJI .....	2:08:08
3.	Rob DeCastella.....	28.....	AUS .....	2:08:48
4.	Gianni Poli.....	27.....	ITA .....	2:09:57
5.	Ralf Salzmann .....	30.....	FRG .....	2:10:56
6.	Jose Gomez .....	29.....	MEX .....	2:11:08
7.	Don Janicki.....	25.....	USA (Mesa, AZ) .....	2:11:16
8.	Francisco Pacheco.....	24.....	MEX.....	2:11:57
9.	Ken Martin.....	27.....	USA (Flagstaff, AZ) .....	2:12:00
10.	Henrik Jorgensen .....	23.....	DEN .....	2:12:03

### 1985 Women

#	Name	Age	Country	Time
1.	Joan Benoit Samuelson .....	28.....	USA (Cape Elizabeth, ME).....	2:21:21
2.	Ingrid Kristiansen.....	29.....	NOR.....	2:23:05
3.	Rosa Mota.....	27.....	POR .....	2:23:29
4.	Carla Beurskens .....	33.....	NED .....	2:27:50
5.	Veronique Marot .....	30.....	GBR.....	2:28:04
6.	Glenys Quick.....	27.....	NZL .....	2:31:44
7.	Mary O'Connor .....	30.....	NZL.....	2:33:41
8.	Maria Lelut .....	29.....	FRA.....	2:34:02
9.	Sylvie Bernet.....	25.....	FRA.....	2:34:05
10.	Rita Borralho .....	31.....	POR .....	2:36:03

### 1984 Men

#	Name	Age	Country	Time
1.	Steve Jones .....	29.....	GBR.....	2:08:05
2.	Carlos Lopes .....	37.....	POR .....	2:09:06
3.	Rob De Castella.....	27.....	AUS .....	2:09:09
4.	Gabriel Kamau .....	26.....	KEN .....	2:10:05
5.	Geoff Smith .....	30.....	GBR.....	2:10:08
6.	Martin Pitayo .....	24.....	MEX.....	2:10:29
7.	Jerry Kiernan .....	31.....	IRL.....	2:12:24
8.	Kjell-Eric Stahl.....	38.....	SWE.....	2:14:16
9.	Agapius Masong.....	22.....	TAN .....	2:14:23
10.	Cor Lambregts .....	26.....	NED .....	2:14:46

## YEAR-BY-YEAR TOP 10 OVERALL FINISHERS

### 1984 Women

#	Name	Age	Country	Time
1.	Rosa Mota.....	26.....	POR.....	2:26:01
2.	Lisa Martin.....	24.....	AUS.....	2:27:40
3.	Ingrid Kristiansen.....	28.....	NOR.....	2:30:21
4.	Dorthe Rasmussen.....	24.....	DEN.....	2:30:42
5.	Lisa Weidenbach.....	22.....	USA (Troy, MI).....	2:31:31
6.	Glenys Quick.....	26.....	NZL.....	2:32:53
7.	Regina Joyce.....	27.....	IRL.....	2:35:05
8.	Jacqueline Gareau.....	31.....	CAN.....	2:35:33
9.	Rita Borralho.....	30.....	POR.....	2:35:43
10.	Magda Ilands.....	34.....	BEL.....	2:36:04

### 1983 Men

#	Name	Age	Country	Time
1.	Joseph Nzau.....	33.....	KEN.....	2:09:44.3
2.	Hugh Jones.....	27.....	GBR.....	2:09:44.8
3.	Simeon Kigen.....	22.....	KEN.....	2:10:51
4.	Agapius Masong.....	21.....	TAN.....	2:11:57
5.	Christoph Herle.....	27.....	FRG.....	2:12:15
6.	Gianni Poli.....	25.....	ITA.....	2:12:34
7.	Tom Raunig.....	24.....	USA (Eugene, OR).....	2:12:55
8.	Gabriel Kamau.....	25.....	KEN.....	2:14:20
9.	Jeff Wells.....	29.....	USA (Dallas, TX).....	2:15:45
10.	Henrik Jorgenson.....	21.....	DEN.....	2:15:59

### 1983 Women

#	Name	Age	Country	Time
1.	Rosa Mota.....	25.....	POR.....	2:31:12
2.	Jacqueline Gareau.....	30.....	CAN.....	2:31:36
3.	Dorthe Rasmussen.....	23.....	DEN.....	2:31:45
4.	Anne Audain.....	27.....	NZL.....	2:32:15
5.	Karen Dunn.....	20.....	USA (Durham, NH).....	2:34:24
6.	Lisa Weidenbach.....	21.....	USA (Troy, MI).....	2:34:55
7.	Ann Marie Malone.....	23.....	CAN.....	2:36:23
8.	Nancy Conz.....	26.....	USA (East Hampton, MA).....	2:36:44
9.	Rita Marchisio.....	33.....	ITA.....	2:37:29
10.	Carol Urish.....	31.....	USA (Houston, TX).....	2:37:57

## YEAR-BY-YEAR TOP 10 OVERALL FINISHERS

### 1982 Men

#	Name	Age	Country	Time
1.	Greg Meyer.....	27.....	USA (Wellesley, MA).....	2:10:59
2.	Joseph Nzau.....	32.....	KEN.....	2:11:40
3.	John Halbersadt.....	33.....	RSA.....	2:11:46
4.	David Edge.....	27.....	CAN.....	2:12:25
5.	Randy Thomas.....	29.....	USA (Newton Falls, MA).....	2:12:33
6.	Gian Paolo Messina.....	25.....	ITA.....	2:12:42
7.	Ed Mendoza.....	29.....	USA (Flagstaff, AZ).....	2:12:47
8.	Karel Lismont.....	33.....	BEL.....	2:13:02
9.	Duncan MacDonald.....	33.....	USA (Menlo Park, CA).....	2:13:07
10.	Mike Hurd.....	36.....	GBR.....	2:13:17

### 1982 Women

#	Name	Age	Country	Time
1.	Nancy Conz.....	25.....	USA (East Hampton, MA).....	2:33:23
2.	Karen Dunn.....	19.....	USA (Durham, NH).....	2:34:40
3.	Glenys Quick.....	24.....	NZL.....	2:36:50
4.	Eileen Claugus.....	27.....	USA (Sacramento, CA).....	2:37:16
5.	Shirley Finken.....	24.....	USA (Somerset, NJ).....	2:41:16
6.	Cindy Dalrymple.....	40.....	USA (New York, NY).....	2:43:35
7.	Tina Grandy.....	29.....	USA (Minneapolis, MN).....	2:44:06
8.	Jan Arenz.....	32.....	USA (St. Paul, MN).....	2:44:51
9.	Beverly Roland-Miller.....	25.....	USA (Macomb, IL).....	2:46:50
10.	Charlene Groet.....	34.....	USA (De Motte, IN).....	2:48:15

### 1981 Men

#	Name	Age	Country	Time
1.	Phillip Coppess.....	27.....	USA (Clinton, IA).....	2:16:13
2.	Tony Shockency.....	25.....	USA (Minneapolis, MN).....	2:17:15
3.	Frank Shorter.....	33.....	USA (Boulder, CO).....	2:17:27
4.	Robert Busby.....	32.....	USA (Warrensburg, MO).....	2:17:44
5.	Dave Hinz.....	25.....	USA (Plymouth, MI).....	2:18:03
6.	Kevin Higdon.....	22.....	USA (Chicago, IL).....	2:19:37
7.	Joe Sheeran.....	23.....	USA (Grayslake, IL).....	2:20:15
8.	Gary Bjorklund.....	30.....	USA (Minneapolis, MN).....	2:20:26
9.	Gerald Krane.....	29.....	USA (East Lansing, MI).....	2:22:22
10.	John Wellerding.....	27.....	USA (Bettendorf, IA).....	2:23:35

## YEAR-BY-YEAR TOP 10 OVERALL FINISHERS

### 1981 Women

#	Name	Age	Country	Time
1.	Tina Gandy .....	28.....	USA (Des Moines, IA) .....	2:49:39
2.	Charlene Groet .....	33.....	USA (De Motte, IN) .....	2:56:33
3.	Betty Johnny .....	33.....	USA (Chicago, IL) .....	2:58:05
4.	Betty Hite .....	35.....	USA (North Webster, IN) .....	2:58:58
5.	Sue Petersen .....	37.....	USA (Laguna Beach, CA) .....	2:59:16
6.	Karen Bukowski .....	25.....	USA (Chicago, IL) .....	3:04:47
7.	Moo Thorpe .....	24.....	USA (Santa Fe, NM) .....	3:05:40
8.	Jayne Schiff .....	25.....	USA (Chicago, IL) .....	3:06:43
9.	Patricia Elmer .....	27.....	USA (Des Plaines, IL) .....	3:06:46
10.	Peggy McAleer .....	31.....	USA (Chicago, IL) .....	3:08:38

### 1980 Men

#	Name	Age	Country	Time
1.	Frank Richardson .....	25.....	USA (Ames, IA) .....	2:14:04
2.	Chuck Smead .....	28.....	USA (Santa Paula, CA) .....	2:16:47
3.	Joseph Sheeran .....	22.....	USA (Charleston, IL) .....	2:19:12
4.	Duane Spitz .....	31.....	USA (Holt, MI) .....	2:19:55
5.	Gordon Minty .....	32.....	USA (East Lansing, MI) .....	2:21:24
6.	John Wellerding .....	26.....	USA (Bettendorf, IA) .....	2:21:37
7.	Jim Macnider .....	29.....	USA (Roselle, IL) .....	2:22:07
8.	Kurt Shallenberger .....	25.....	USA (Chicago, IL) .....	2:22:52
9.	Frank Shorter .....	32.....	USA (Boulder, CO) .....	2:23:38
10.	Veli Bali .....	31.....	TUR .....	2:24:07

### 1980 Women

#	Name	Age	Country	Time
1.	Sue Petersen .....	36.....	USA (Laguna Beach, CA) .....	2:45:03
2.	Sue Henderson .....	33.....	USA (Boulder, CO) .....	2:49:43
3.	Marilyn Bevans .....	30.....	USA (Baltimore, MD) .....	3:00:43
4.	Bonnie Payne .....	33.....	USA (Hinsdale, IL) .....	3:01:00
5.	Diane Sims Page .....	36.....	USA (Highland Park, IL) .....	3:01:00
6.	Melissa Uchitelle .....	23.....	USA (New Orleans, LA) .....	3:05:39
7.	Helen Dick .....	56.....	USA (Los Angeles, CA) .....	3:08:48
8.	Ada Letinsky .....	42.....	CAN .....	3:10:58
9.	Maryanne Joyce .....	28.....	USA (Chicago, IL) .....	3:12:45
10.	Matilee Christman .....	49.....	USA (Des Plaines, IL) .....	3:14:11

## YEAR-BY-YEAR TOP 10 OVERALL FINISHERS

### 1979 Men

#	Name	Age	Country	Time
1.	Dan Cloeter .....	25.....	USA (Norfolk, NE) .....	2:23:20
2.	Mike Healer .....	25.....	USA (St. Petersburg, FL) .....	2:27:36
3.	Patrick Chmiel .....	34.....	USA (Miami, FL) .....	2:33:51
4.	Antonio Peso .....	28.....	USA (Mt. Prospect, IL) .....	2:36:21
5.	Rick Wilson .....	22.....	USA (Frankfort, IL) .....	2:36:40
6.	Don White .....	22.....	USA (Montgomery, IL) .....	2:38:56
7.	Jon Eggers .....	23.....	USA (Lincoln, NE) .....	2:39:22
8.	John Wellerding .....	25.....	USA (Bettendorf, IA) .....	2:40:00
9.	Robert Prince .....	24.....	USA (Hinsdale, IL) .....	2:40:20
10.	Thomas Benedict .....	35.....	USA (Park Ridge, IL) .....	2:43.03

### 1979 Women

#	Name	Age	Country	Time
1.	Laura Michalek .....	15.....	USA (Berwyn, IL) .....	3:15:45
2.	Lynae Larson .....	23.....	USA (Brookings, SD) .....	3:16:45
3.	Marilyn Reinhardt .....	28.....	USA (Indianapolis, IN) .....	3:17:40
4.	Diane Sims Page .....	35.....	USA (Highland Park, IL) .....	3:26:05
5.	Helen Rea .....	19.....	USA (West Lafayette, IN) .....	3:29:45
6.	Susie Sandstrom .....	21.....	USA (Wheaton, IL) .....	3:30:20
7.	Charlene Groet .....	32.....	USA (De Motte, IN) .....	3:30:50
8.	Edna Craig .....	30.....	USA (Ft. Lauderdale, FL) .....	3:31:05
9.	Lorraine Norgle .....	41.....	USA (Elmhurst, IL) .....	3:37:20
10.	Joan Hirt .....	27.....	USA (Bolingbrook, IL) .....	3:43:50

### 1978 Men

#	Name	Age	Country	Time
1.	Mark Stanforth .....	28.....	USA (Phoenix, AZ) .....	2:19:20
2.	Barney Klecker .....	27.....	USA (Chaska, MN) .....	2:24:13
3.	Dan Cloeter .....	24.....	USA (Norfolk, NE) .....	2:24:33
4.	Blair Bertaccini .....	24.....	USA (Litchfield, IL) .....	2:26:31
5.	Dean Reinke .....	25.....	USA (Bloomington, IN) .....	2:26:55
6.	Pat Chmiel .....	33.....	USA (Miami, FL) .....	2:27:22
7.	Les Myers .....	23.....	USA (Mackinaw, IL) .....	2:29:39
8.	Robert Brown .....	23.....	USA (Chicago, IL) .....	2:30:08
9.	Thomas Blumer .....	23.....	USA (Cincinnati, OH) .....	2:30:08
10.	John Been .....	24.....	USA (Chicago Heights, IL) .....	2:30:33

## YEAR-BY-YEAR TOP 10 OVERALL FINISHERS

### 1978 Women

#	Name	Age	Country	Time
1.	Lynae Larson .....	24.....	USA (Brookings, SD) .....	2:59:25
2.	Karen Doppes.....	22.....	USA (Cincinnati, OH) .....	3:13:20
3.	Debbie Hartsock.....	25.....	USA (Collegedale, TN) .....	3:13:25
4.	Marion Burchfield .....	42.....	USA (Glenwood, IL) .....	3:20:00
5.	Martha McCafferty .....	28.....	USA (Great Falls, IL) .....	3:22:45
6.	Susan Grossman .....	26.....	USA (Skokie, IL) .....	3:25:00
7.	Mary Logan .....	38.....	USA (Delafield, WI).....	3:26:00
8.	Samatha Danner .....	30.....	USA (Chicago, IL) .....	3:28:35
9.	Lydi Pallares .....	39.....	USA (Miami, FL) .....	3:29:35
10.	Sonja Liems .....	32.....	USA (Niles, IL).....	3:29:55

### 1977 Men

#	Name	Age	Country	Time
1.	Dan Cloeter .....	23.....	USA (Fort Wayne, IN).....	2:17:52
2.	Jim Macnider.....	26.....	USA (Hoffman Estates, IL) .....	2:22:49
3.	Dave Elger .....	24.....	USA (Muskegon, WI) .....	2:25:25
4.	Steven Flanagan .....	28.....	USA (East Lansing, MI) .....	2:26:47
5.	Gary Barrett.....	28.....	USA (Naperville, IL) .....	2:27:41
6.	Walter Crawford .....	28.....	USA (Chicago, IL).....	2:28:00
7.	Patrick Davis.....	31.....	USA (Mokena, IL).....	2:30:18
8.	Ken Burke.....	22.....	USA (Lockport, IL) .....	2:30:30
9.	Roger Rouiller.....	39.....	USA (Lockport, IL) .....	2:31:58
10.	William Van Dyke .....	33.....	USA (Evanston, IL).....	2:32:49

### 1977 Women

#	Name	Age	Country	Time
1.	Dorothy Doolittle.....	30.....	USA (Austin, TX) .....	2:50:47
2.	Marilyn Bevans .....	27.....	USA (Baltimore, MD).....	2:54:56
3.	Lynn Johnson.....	31.....	USA (Brookings, SD).....	2:58:53
4.	Cheryl Flanagan.....	26.....	USA (East Lansing, MI).....	2:58:53
5.	Penny DeMoss.....	25.....	USA (Los Altos, CA) .....	3:10:37
6.	Ellen O'Malley.....	15.....	USA (Hinsdale, IL) .....	3:11:04
7.	Sue Ellen Trapp.....	31.....	USA (Lehigh, FL).....	3:14:09
8.	Mary Burns.....	20.....	USA (Iowa City, IA) .....	3:15:31
9.	Diana McIntosh .....	34.....	USA (Winnetka, IL) .....	3:30:36
10.	Andrea Arena.....	26.....	ITA .....	3:33:42

## YEAR-BY-YEAR MASTERS CHAMPIONS

### Masters Champions Men (1977-2010)

Year	Name	Age	Country	Time
2010	Richard Cartier.....	49.....	CAN.....	2:29:39
2009	Bob Schwelm.....	50.....	USA (Media, PA).....	2:30:52
2008	Erik Bush .....	40.....	USA (Peoria, IL) .....	2:33:20
2007	Sergey Perminov .....	41.....	RUS.....	2:28:52
2006	Craig Fram .....	48.....	USA (Plaistow, NH).....	2:30:56
2005	Luca Foglia .....	43.....	ITA.....	2:31:23
2004	Craig Fram.....	46.....	USA (Plaistow, NH) .....	2:29:30
2003	Michel Lavoie.....	42.....	CAN.....	2:29:34
2002	Miguel Sanchez .....	40.....	CAN.....	2:24:08
2001	Paul Evans.....	40.....	GBR .....	2:18:34
2000	Jose Picazo .....	52.....	FRA .....	2:32:05
1999	Steve Plasencia .....	42.....	USA (Minneapolis, MN) ....	2:17:02
1998	Steve Winchel .....	42.....	USA (Janesville, WI).....	2:24:06
1997	Yuri Mikhailov.....	43.....	UKR.....	2:25:15
1996	Yuri Mikhailov.....	43.....	UKR.....	2:24:35
1995	Luis Lopez.....	46.....	CRC.....	2:25:52
1994	Ryszard Marczak .....	49.....	POL .....	2:22:11
1993	Gary Moss .....	43.....	USA (New Lenox, IL) .....	2:34:37
1992	Hector Chavez.....	45.....	MEX.....	2:36:07
1991	Tony Burke .....	42.....	GBR .....	2:33:12
1990	Richard Umberg.....	40.....	CZE .....	2:20:17
1989	Margarito Juarez.....	44.....	ITA .....	2:44:04
1988	Mike Hurd .....	42.....	GBR .....	2:24:15
1987	Half Marathon			
1986	Mike Hurd .....	40.....	GBR .....	2:19:40
1985	Antonio Villanueva .....	45.....	MEX.....	2:23:55
1984	Gary Baker.....	45.....	CAN.....	2:32:21
1983	Roger Pflugfelder.....	41.....	USA (Greensburg, PA) .....	2:32:05
1982	Roger Rouiller .....	44.....	USA (New York, NY) .....	2:43:35
1981	Roger Rouiller .....	43.....	USA (Lockport, IL).....	2:33:47
1980	Roger Rouiller .....	42.....	USA (Lockport, IL).....	2:35:06
1979	Roger Rouiller .....	41.....	USA (Lockport, IL).....	2:43:39
1978	Lee Wilcox .....	40.....	USA (Stoughton, WI).....	2:33:52
1977	Alex Ratelle.....	52.....	USA (Minneapolis, MN) ....	2:38:34

## YEAR-BY-YEAR MASTERS CHAMPIONS

### Masters Champions Women (1977-2010)

Year	Name	Age	Country	Time
2010	Colleen De Reuck	46	USA (Boulder, CO)	2:34:12
2009	Elisabeth Ruel	42	CAN	2:49:45
2008	Colleen De Reuck	44	USA (Boulder, CO)	2:32:25
2007	Christine Kennedy	52	USA (Los Gatos, CA)	3:02:04
2006	Colleen De Reuck	42	USA (Boulder, CO)	2:33:18
2005	Colleen De Reuck	41	USA (Boulder, CO)	2:28:40
2004	Jenny Spangler	41	USA (Gurnee, IL)	2:33:36
2003	Jenny Spangler	40	USA (Gurnee, IL)	2:32:38
2002	Joan Benoit-Samuelson	45	USA (Freeport, ME)	2:42:27
2001	Anne Van Schuppen	40	NED	2:41:51
2000	Marie Soderstrom	40	SWE	2:34:58
1999	Gitte Karlshoj	40	DEN	2:35:16
1998	Tatayana Pozdnyakova	43	UKR	2:29:25
1997	Midde Senorski	40	SWE	2:42:07
1996	Maria Rosas	40	MEX	2:55:58
1995	Charlene Soby	44	USA (Chicago, IL)	2:49:27
1994	Mary Ann Malarkey	41	USA (Evanston, IL)	3:01:48
1993	Nancy Rollins	46	USA (Evanston, IL)	3:12:30
1992	Becky Sox	40	USA (Columbia, SC)	3:11:10
1991	Sally Brent	40	USA (Loveland, CO)	2:57:19
1990	Anne Roden	44	GBR	2:38:55
1989	Cesarina Taroni	40	ITA	2:44:04
1988	Barbara Filutze	42	USA (Erie, PA)	2:48:49
1987	Half-Marathon			
1986	Priscilla Welch	41	GBR	2:31:14
1985	Elaine Kirchen	42	USA (New York, NY)	2:50:28
1984	Ann Jamison	40	USA (Leo, IN)	2:59:15
1983	Laura Tingle	46	USA (Bradenton, FL)	3:07:15
1982	Cincy Dalrymple	40	USA (New York, NY)	2:43:35
1981	Marion Burchfield	45	USA (Lockport, IL)	3:10:33
1980	Helen Dick	56	USA (Los Angeles, CA)	3:08:48
1979	Lorraine Norgle	41	USA (Elmhurst, IL)	3:37:20
1978	Marion Burchfield	42	USA (Glenwood, IL)	3:20:00
1977	Carol Davis	41	USA (Winnetka, IL)	3:42:05

## YEAR-BY-YEAR WHEELCHAIR CHAMPIONS

### Wheelchair Champions Men (1984-2010)

Year	Name	Age	Country	Time
2010	Heinz Frei	52	SUI	1:26:56
2009	Kurt Fearnley	28	AUS	1:29:09
2008	Kurt Fearnley	27	AUS	1:30:16
2007	Kurt Fearnley	26	AUS	1:28:06
2006	Joshua George	22	USA (Champaign, IL)	1:38:31
2005	Krige Schabert	42	RSA	1:29:40
2004	Joshua George	20	USA (Urbana, IL)	1:36:13
2003	Joshua George	19	USA (Urbana, IL)	1:41:01
2002	Adam Bleakney	27	USA (Savoy, IL)	1:40:14
2001	Tony Iniguez	31	USA (Aurora, IL)	1:37:59
2000	Tony Iniguez	30	USA (Aurora, IL)	1:41:00
1999	Saul Mendoza	32	USA (Snellville, GA)	1:37:03
1998	Franz Nietlispach	40	SUI	1:34:22
1997	Saul Mendoza	30	USA (Snellville, GA)	1:37:42
1996	Jacob Heilveil	28	USA (Bothell, WA)	1:39:57
1995	James Briggs	23	USA (Champaign, IL)	1:37:12
	Scot Hollonbeck	25	USA (Champaign, IL)	1:37:12
1994	James Briggs	22	USA (Champaign, IL)	1:32:14
1993	James Briggs	22	USA (Champaign, IL)	1:42:03
1992	Vern Achenbach	50	USA (Birmingham, AL)	1:44:28
1991	Philippe Couprie	28	FRA	1:41:21
1990	Jim Knaub	34	USA (IL)	1:42:34
1989	Scot Hollonbeck	19	USA (Champaign, IL)	1:45:30
1988	No records available			
1987	Half Marathon			
1986	Bart Bardwell	N/A	USA (MN)	2:10:19
1985	Robert Fitch	N/A	USA (East Lansing, MI)	2:23:41
1984	Robert Fitch	N/A	USA (East Lansing, MI)	2:35:06

### Wheelchair Champions Women (1984-2010)

Year	Name	Age	Country	Time
2010	Amanda McGrory	24	USA (Savoy, IL)	1:47:25
2009	Tatyana McFadden	20	USA (Champaign, IL)	1:50:47
2008	Amanda McGrory	22	USA (Champaign, IL)	1:55:12
2007	Amanda McGrory	21	USA (Champaign, IL)	1:45:27
2006	Miriam Ladner	29	USA (Urbana, IL)	2:04:21
2005	Miriam Ladner	28	USA (Urbana, IL)	2:01:37

## YEAR-BY-YEAR WHEELCHAIR CHAMPIONS

Year	Name	Age	Country	Time
2005	Miriam Ladner.....	28	USA (Urbana, IL).....	2:01:37
2004	Miriam Nibley.....	26	USA (Savoy, IL).....	2:05:51
2003	Christina Ripp.....	23	USA (Savoy, IL).....	1:56:33
2002	Tricia Downing.....	33	USA (Denver, CO).....	1:52:20
2001	Christina Ripp.....	21	USA (Urbana, IL).....	1:56:58
2000	No women competed in 2000 wheelchair division			
1999	Miriam Nibley.....	22	USA (Champaign, IL).....	2:03:44
1998	Candace Cable.....	44	USA (Truckee, CA).....	1:58:32
1997	Candace Cable.....	43	USA (Truckee, CA).....	1:57:32
1996	Ann Walters.....	27	USA (Savoy, IL).....	1:52:13
1995	Ann Walters.....	26	USA (Champaign, IL).....	1:57:27
1994	Ann Walters.....	25	USA (Champaign, IL).....	1:59:45
1993	Ann Walters.....	24	USA (Champaign, IL).....	1:57:34
1992	Ann Walters.....	23	USA (Champaign, IL).....	1:44:29
1991	Ann Walters.....	22	USA (Champaign, IL).....	1:57:17
1990	Ann Cody-Morris.....	26	USA (Urbana, IL).....	1:53:33
1989	Ann Cody-Morris.....	25	USA (Urbana, IL).....	1:58:51
1988	No records available			
1987	Half Marathon			
1986	Jonnie Baylark.....	N/A	USA (Bellwood, IL).....	3:23:32
1985	Jayne Fortson.....	N/A	USA (UT).....	2:52:22
1984	Jonnie Baylark.....	N/A	USA (Bellwood, IL).....	3:29:10

### How Long is 26.2 Miles?

- Bulls point guard Derek Rose would have to go baseline to baseline 1,471 times in a game to run a marathon distance
- White Sox slugger Paul Konerko would have to circle the bases 385 times in a season to complete a marathon
- Bears running back Matt Forte would have had to string together 231 consecutive games with 200 yards rushing to go the distance

## YEAR-BY-YEAR RACE SUMMARY

### YEAR-BY-YEAR RACE SUMMARY OF THE CHICAGO MARATHON

#### October 10, 2010: Sammy Wanjiru, 2:06:24; Liliya Shobukhova, 2:20:25

A record number of race finishers (36,088) contributed to a major Bank of America Chicago Marathon milestone—more than a half million finishers since the event's founding in 1977.

Leading the way for the record field of participants were a pair of repeat champions as both Sammy Wanjiru of Kenya and Liliya Shobukhova of Russia successfully defended their titles. In doing so, the pair laid claim to the 2009-2010 World Marathon Majors series titles and an equal share of the \$1 million WMM prize purse. In a dazzling rematch of the 2008 Olympic gold and bronze medalists, Wanjiru and Ethiopia's Tsegaye Kebede pushed each other to the limit, with Wanjiru weathering a series of attacks in the final miles before finally prevailing on the incline up Roosevelt Road. Several of the running industry's top commentators remarked that the battle between the two great champions was the best they had ever witnessed. Shobukhova's victory, on the other hand, was a runaway by more than three minutes over Ethiopia's Astede Baysa, who held a half minute lead at 30K. But the patient and measured Russian proved too much in the race's final 12K, as she posted a Russian national record of 2:20:25 for the win. Desiree Davila become the fourth fastest American with her fourth place finish in 2:26:20, ranking behind only Deena Kastor, Joan Benoit Samuelson and Kara Goucher on the all-time list.

In the men's wheelchair division, a new course record was set by 52-year-old Heinz Frei of Switzerland who blitzed the course in 1:26:56. In the women's wheelchair division, Amanda McGrory of downstate Savoy, IL returned to the winner's circle with a two-second victory over Japan's Wakako Tsuchida.

The Bank of America Chicago Marathon continued to grow in charitable and economic impact with a record 10,000 charity runners and \$12 million raised for local, national and global causes. With all the fanfare surrounding "Marathon Weekend" in Chicago, the city benefitted from \$150 million in economic impact.

#### October 11, 2009: Sammy Wanjiru, 2:05:41; Liliya Shobukhova, 2:25:56

The 2009 race set a number of new benchmarks, among them a record number of finishers (33,703), a record number of charity runners (8,500) and dollars raised (\$10-plus million), a record number of spectators (1.7 million), and a new men's course record (2:05:41).

In a welcome departure from the past two years, race day temperatures were in the low 30's, and the stage was set for a world record attempt by Olympic Marathon gold medalist and defending London Marathon champion Sammy Wanjiru of Kenya. With the help of pacemakers, 22-year-old Wanjiru challenged Haile Gebrselassie's 2:03:59 mark with a blistering first

half run in 1:02:01. Fellow Kenyans Vincent Kipruto and Charles Munyeki were along for the ride, but the pace slowed during the second half and the world record was no longer in sight. However, Wanjiru still managed to slice one second off Khalid Khannouchi's course record and take home an additional \$100,000 for his efforts. Morocco's Abderrahim Goumri ran a tactical race for second in 2:06:04, while Kipruto held on for third in 2:06:08, making the 2009 race the fastest 1-2-3 finish in event history.

In the women's race, a new star was discovered as Russia's Liliya Shobukhova won her first major marathon in only her second attempt at the distance. After a tactical first half, Ethiopia's Teyba Erkesso burst to the lead, trimming down the lead back. Shobukhova displayed unparalleled speed over the final two miles (run at sub five-minute pace), finishing in 2:25:56, with Germany's Irina Mikitenko second in 2:26:31 and 2008 Chicago Marathon champion Lidiya Grigoryeva of Russia third in 2:26:47.

Australia's Kurt Fearnley won the men's wheelchair race for the third straight year (1:29:09), and the women's race produced one of the most thrilling finishes in race history, with the top five women all finishing within three seconds of one another. First-time marathoner Tatyana McFadden got the win in 1:50:47.

In the debut Nike Northside/Southside Challenge, a high school invitational held on the final 2.6 miles of the marathon race course, Lincoln Way Central runner Kyle Counter beat a field of 71 competitors to finish 52 seconds ahead of second place in 13:35. The girl's champion from Luther North, Stephanie Simpson, won in 16:01, 19 seconds ahead of second place. Fifty-seven high school girls competed in the race.

#### **October 12, 2008: Evans Cheruiyot, 2:06:25; Lidiya Grigoryeva, 2:27:17**

With Bank of America at the helm as the new title sponsor, and Nike as the new footwear and apparel sponsor, the 2008 race attracted 45,000 participants and closed registration in less than three months. With another year of hot temperatures predicted on race day almost 33,000 runners started the race and 31,344 finished. 2008 witnessed several new changes, including a separate start for the men's and women's elite field (starting five minutes before the Open field), an increase in Aid Stations from 15 to 20, and the first-ever hand cycle division as the Bank of America Chicago Marathon welcomed the Achilles Freedom Team of Wounded Veterans into the field.

With a star-studded field, the men's elite race went out in a blistering pace, at one point threatening to take down Khalid Khannouchi's course record. But the early pace shattered most of the field by 25K, leaving Kenyans Evans Cheruiyot and David Mandago to battle it out in a two-man race. After another six miles spent running shoulder to shoulder, Cheruiyot,

running in just his second marathon, pulled away and finished in the eighth fastest time ever run in Chicago (2:06:25), an amazing feat considering the warm temperatures.

The women's race went out much more conservatively, with the lead pack moving at a pedestrian pace nearly 15 minutes off the course record. Shortly after the halfway point, Russians Lidiya Grigoryeva and Alevtina Biktimirova took command of the race and broke from a large pack of women led by American Paige Higgins. Grigoryeva and Biktimirova matched each other's strides until mile 21, when Grigoryeva emerged as the clear victor (2:27:17). The wheelchair races witnessed Australian Kurt Fearnley and American Amanda McGrory repeat as champions.

#### **October 7, 2007: Patrick Ivuti, 2:11:11; Berhane Adere, 2:33:49**

The 30<sup>th</sup> anniversary race was historic in many regards. Both the men's victory by Kenya's Patrick Ivuti and women's repeat championship by Ethiopia's Berhane Adere undoubtedly rank among the most exciting finishes in marathon history. After a neck-and-neck sprint down Columbus Drive between Ivuti and Moroccan Jaouad Gharib, Ivuti made a final surge, pushing his chest forward to break the tape only hundredths of a second before his opponent. Moments later, Adere surprised Romanian Adriana Pirtea in the final stretch by strategically positioning herself out of Pirtea's peripheral vision and sprinting wide of the finish tape to steal the victory from Pirtea's grasp. Thinking she was in the final stretch of certain victory, Pirtea was in the midst of pumping her arms to the crowd when she spotted Adere much too late to match her stride. In the wheelchair race, Australia's Kurt Fearnley set a new course record with his speedy 1:28:06, just one second ahead of 2005 champion Krige Schabort, and Amanda McGrory defeated her University of Illinois teammate for the women's title.

The elite athletes as well as the mass of 36,000-plus runners were challenged by historic heat on the streets of Chicago. Temperatures soaring into the high 80s combined with high humidity forced organizers to halt the race for the first time in its history. Approximately three and a half hours after the official start, runners were rerouted to Grant Park and instructed to stop running as the heat was too intense to ensure runner safety. As a result, while the race welcomed its largest field to the start line (36,867), only 25,534 were able to officially finish the race.

On October 1, only six days before the race, Bank of America completed its acquisition of LaSalle Bank and thereby its future involvement with the historic Marathon. The 30<sup>th</sup> anniversary closed a storied chapter in the race's history, ending its 14-year run as The LaSalle Bank Chicago Marathon, a time during which it experienced tremendous growth in many areas including popularity among runners, civic and community support and international recognition.

**October 22, 2006: Robert Kipkoech Cheruiyot, 2:07:35; Berhane Adere, 2:20:42**

Kenya's Robert Kipkoech Cheruiyot outsprinted countryman Daniel Njenga to win an exciting race which presented weather challenges of low temperatures, gusty winds and chilling rain. The race saw Cheruiyot, Njenga, fellow Kenyans Jimmy Muindi and Robert Cheboror, and American Abdi Abdirahman separate themselves from a pack of 12 near the 19-mile mark. By mile 25, it was just Cheruiyot and Njenga racing for the title. After setting his eyes on the prize following a 2004 runner-up finish and 2005 third-place finish, Njenga challenged Cheruiyot in the final sprint on Columbus Drive to finish in second place once again. On his approach to the finish line, Cheruiyot slipped and fell just before crossing the tape. On official review, the Kenyan's torso had crossed the plane securing his second consecutive win in a World Marathon Major race.

After leading the women's race at a blazing world record pace in the first half, returning runner-up Constantina Tomescu-Dita of Romania found herself faltering in the second half as the competition remained steady. Ethiopia's Berhane Adere and Russia's Galina Bogomolova closed the gap by Mile 22. Adere's long strides against Bogomolova's quicker steps proved stronger as she edged ahead and took the win. Both Adere and Bogomolova set new national records for Ethiopia and Russia, respectively, as did third and fourth place finishers Benita Johnson of Australia and Madia Perez of Mexico.

**October 9, 2005: Felix Limo, 2:07:02; Deena Kastor, 2:21:25**

The 2005 Chicago Marathon was a world-class racing event as young champion Felix Limo defeated a deep men's field, and U.S. record holder Deena Kastor claimed victory in a neck-and-neck race against returning 2004 champion Constantina Tomescu-Dita.

It was a tactical battle from the start as the men's field settled in for a cautious 15:35 split in the first 5K. The lead pack found itself spread 11 athletes-wide across Ashland Avenue about 7.5 miles from the finish. Defending champion Evans Rutto surged ahead at mile 20, but painful blisters dashed his chances to earn a third consecutive victory. Limo accelerated at 40K to take the lead and sprinted in for an impressive victory in 2:07:02. Four more Kenyans—Ben Maiyo, Daniel Njenga, Evans Rutto and Patrick Ivuti—all finished within 44 seconds of Limo to set a Chicago record for the fastest top five finishers.

In the women's race, Kastor snatched the lead from Tomescu-Dita shortly after the first 5K and led the defending champion at sub-2:20 pace through the remaining 23 miles. Tomescu-Dita kept a short leash on Kastor through 25K before the American shifted gears and pushed to a 40-second lead with seven miles remaining. But as there is no such thing as a safe lead in the marathon, Tomescu-Dita steadily edged her way back into the race before ultimately running out of real estate, as Kastor hung tough for a five second victory

over the Romanian record-holder. The win was Kastor's first in a big-city marathon, and the third fastest time ever run by an American. Tomescu-Dita improved her personal best by one minute and 20 seconds, and reset her national record by the same margin.

**October 10, 2004: Evans Rutto, 2:06:16; Constantina Tomescu-Dita, 2:23:45**

On the sunny Sunday morning of October 10, Evans Rutto of Kenya and Constantina Tomescu-Dita of Romania charged to victory in the Chicago Marathon's 27<sup>th</sup> running. Their world-class runs made the city proud on a day when 33,125 participants from 121 countries crossed the finish line on Columbus Drive.

Rutto, who had not come just to defend his 2003 title but to break the world record, got the victory in an excellent time of 2:06:16, but was left to wonder what could have happened if the wind had not kicked up in the final miles. While he had set his sights on Paul Tergat's time of 2:04:55 set in Berlin the previous fall, the wind was the wild card on a day he had been dealt an otherwise perfect hand. Still, Rutto notched the fourth fastest winning time in Chicago history, and the second fastest marathon in 2004. And the victory kept the 26-year-old undefeated over the marathon distance.

Tomescu-Dita deployed her usual tactic of going out hard and hanging on, which had not yet resulted in victory at a major marathon. But on this morning, the Romanian ruled the road, start to finish. Looking back five times from the corner of Michigan Avenue and Roosevelt Road to the finish on Columbus Drive, she was overcome with emotion as she realized she would win her first major marathon title in a time of 2:23:45, just 10 seconds off her personal best.

**October 12, 2003: Evans Rutto, 2:05:50; Svetlana Zakharova, 2:23:07**

The 2003 Chicago Marathon was up for grabs with four-time champion Khalid Khannouchi out of the field due to injury. Kenyan Evans Rutto picked a good year to take on his first 26.2-miler in Chicago. In a seemingly effortless performance, Rutto not only took home the victory, but he set the debut marathon record in 2:05:50. Rutto's time marked the sixth fastest marathon ever run, only eight seconds behind Khalid Khannouchi's course record. The women's victory went to veteran runner Svetlana Zakharova of Russia. Zakharova trailed behind Constantina Tomescu-Dita until mile 25, where she surged ahead to win in 2:23:07.

**October 13, 2002: Khalid Khannouchi, 2:05:56; Paula Radcliffe, 2:17:18**

The 25<sup>th</sup> anniversary of the Chicago Marathon was simply unforgettable—a beautiful day with a record number of finishers, nearly a million spectators, a new women's world record and the crowning of Chicago's first four-time male winner.

Great Britain's Paula Radcliffe capped off her phenomenal year by shattering the world record with a stunning 2:17:18 performance. Against a superior field, including defending champion and former world record holder Catherine Ndereba of Kenya, Radcliffe took control of the race for good after the halfway mark when she clocked mile splits of 5:08, 5:11 and 5:06 from miles 17 through 19. She ran alone and stayed strong during the final stretch up Lake Shore Drive to knock off an amazing 89 seconds from the world record which Ndereba set a year earlier.

After a one-year absence, Khalid Khannouchi returned to win his fourth Chicago Marathon. Competing in the most impressive elite field in the event's 25-year history, Khannouchi went head-to-head with Paul Tergat, defending champion Ben Kimondiu, and two-time London Marathon champion Abdelkader El Mouaziz. But it was Toshinari Takaoka who would provide Khannouchi with his biggest challenge as the Japanese 10,000 meter champion broke out from the pack at mile 19 to take a 21 second lead at mile 23. Khannouchi then launched a tremendous kick and in dramatic fashion, caught Takaoka by mile 25 and passed him at McCormick Place. After taking the lead Khannouchi kept his furious pace over the last two-and-a-half miles to win in 2:05:56, becoming the first marathoner with three sub-2:06 performances to his credit.

#### **October 7, 2001: Ben Kimondiu, 2:08:52; Catherine Ndereba, 2:18:47**

The 2001 Chicago Marathon was another historic race—a record number of runners, nearly a million spectators, a pacer surprising all by winning and a new women's world record. In 2001, registration reached a record 37,500 participants.

Catherine Ndereba ran the race of her life, producing a new women's world record with a stunning time of 2:18:47. After a slow start and an early challenge by friend and fellow Kenyan, Lornah Kiplagat, she ran alone most of the second half of the race. Ndereba put the record well within her sights when she ran miles 23 and 24 in 5:12 and 5:09, respectively. Her performance, the first ever sub-2:19 marathon run by a woman, lowered the world mark by 59 seconds, set only a week before in Berlin.

In one of the most stunning upsets in Chicago Marathon history, Kenya's Ben Kimondiu—a pacesetter hired to push a fast pace for the first half of the race—decided to stay in the race and won in impressive fashion, out-kicking heavily favored Paul Tergat of Kenya in 2:08:52. It was the first and only time in Chicago's history that a pacer led from start to finish. Rod DeHaven was the fastest American, placing sixth with a personal best time of 2:11:40.

#### **October 22, 2000: Khalid Khannouchi, 2:07:01; Catherine Ndereba, 2:21:33**

Khalid Khannouchi, in another display of marathoning magnificence, won his third Chicago Marathon in 2:07:01. Khannouchi set the American record after being disappointed at not being able to represent the U.S. in the Sydney Olympics earlier in the year.

In nearly ideal conditions, Khannouchi beat a strong field including Moses Tanui and three other Kenyans: Fred Kiprop, Josephat Kiprono and Peter Githuka. Kenyans finished in the next five places, Kiprono finishing 28 seconds behind Khannouchi. Then it was Tanui, Githuka, Kiprop and William Kiplagat. It was also a good day for the American men as eight placed in the top 20, with notable performances by Eric Mack (2:12:42 in his debut), Josh Cox (2:13:55), Peter De la Cerda (2:16:14) and Gary Stolz (2:17:33).

Catherine Ndereba joined Ingrid Kristiansen (1986) as the only women to win Boston and Chicago in the same year. Ndereba's winning time (2:21:33) was the fastest time in 2000. Ndereba shadowed Kenyan compatriot Lornah Kiplagat after closing down an early gap of 15 seconds, finally taking the lead in the 23<sup>rd</sup> mile. Kiplagat hung on for a personal best 2:22:36. Americans Libbie Hickman, Christine Junkermann and Kristy Johnston ran together for much of the race before Hickman prevailed as the first American in 2:32:09.

A record 27,956 finishers made this race the fourth-biggest marathon in history at the time.

#### **October 24, 1999: Khalid Khannouchi, 2:05:42; Joyce Chepchumba, 2:25:59**

Hollywood couldn't have scripted it better: a world record for the men, a photo finish for the women and a monster field. Chicago had it all on this chilly (mid 30s at the start) yet sunny October morning. Kenya's Moses Tanui had a 26-second lead on the pack by mile 20 and stretched that to 33 seconds by mile 21 when Khalid Khannouchi of Morocco took over the second position. From that point on, it was a two-man race with Khannouchi effectively reeling in the leader. As Tanui grabbed fluid at the elite station at 40K, Khannouchi flew by him and was chasing only the record book. The men's leaders had already been on world record pace most of the race, but Khannouchi switched into another gear, finishing in an incredible 2:05:42, the first man ever under 2:06, and 23 seconds ahead of Ronaldo da Costa's previous world record. Tanui finished in 2:06:16, still good for the third fastest marathon ever run. Khannouchi collected \$65,000 for the win, a \$100,000 bonus and a new Volkswagen Beetle for breaking the world record. American David Morris, an Alaskan native who had been training and racing in Japan, put forth an impressive run of 2:09:32. He finished fourth behind defending champ Ondoro Osoro of Kenya (2:08:00).

Defending champion Joyce Chepchumba of Kenya headlined the women's race. Stunned when she tripped near mile 10 (skinning her left knee, hip and both elbows), she rose to her

feet, regained her composure and slowly reeled the lead pack back in. In the last several miles the race boiled down to her and fellow Kenyan Margaret Okayo. They arrived at the final stretch on Columbus Drive side by side, with Chepchumba's track speed making the difference, winning by less than one step (2:25:59 to 2:26:00) and earning \$80,000 plus a \$15,000 time bonus. In all, \$715,200 of prize money was awarded—the largest payout in event history.

In all, 29,256 runners registered, with 25,145 starters and 24,654 finishers. Participants representing all 50 states, plus 2,241 international runners from a record 80 countries, were cheered on by an estimated 820,000 spectators.

**October 11, 1998: Ondoro Osoro, 2:06:54; Joyce Chepchumba, 2:23:57**

Records were the order of the day once again at the 21<sup>st</sup> Chicago Marathon with new high marks set for runners (20,063 registrants) and spectators (700,000) under beautiful weather conditions (50s and calm). For only the first time in marathon history four men with personal bests under 2:08:00 were at the start line: defending champ Khalid Khannouchi from Morocco, Kenyans Moses Tanui and Elijah Lagat and South Africa's Gert Thys. Experience proved fruitless as a marathon rookie stunned the field and the world.

Newcomer Ondoro Osoro of Kenya emerged victorious from the pack, running one of the fastest marathons in history. Khannouchi had a comfortable lead after a surge at mile 21, but ligament damage in his left foot (suffered just two weeks earlier), compounded by a cramping calf, spelled his doom as Osoro surged past with less than a mile to go. Khannouchi held on for second (2:07:19), with Thys (2:07:45) and Homewood, IL-based Kenyan Joseph Kahugu (2:07:59) close behind. Osoro set course, world debut, North American and Kenyan national records with the then third fastest performance in marathon history. He earned \$105,000 (\$55,000 for first and a \$50,000 time bonus).

In the women's race, South Africans Colleen De Reuck and Elana Meyer pushed the pace early with Joan Benoit Samuelson's course record of 2:21:21 in sight. The quick pace proved too much, however, as patient Kenyan Joyce Chepchumba stormed past Meyer at mile 19, then De Reuck at mile 22 to win in an impressive 2:23:57, the year's fourth fastest women's time and 15<sup>th</sup> fastest ever. Chepchumba pocketed \$85,000 (\$55,000 for the win and a \$30,000 time bonus). Defending champ Marian Sutton of Great Britain never found her groove, finishing 10<sup>th</sup> in 2:35:41.

Race organizers debuted the ChampionChip timing system to ensure exact timing for every runner at the start, half-marathon and finish. The 17,731 starters (now an exact count thanks to the Chip) and 17,204 finishers (a 97 percent completion rate), including 40

wheelchair finishers, were all new Chicago records.

**October 19, 1997: Khalid Khannouchi, 2:07:10; Marian Sutton, 2:29:03**

The 20<sup>th</sup> anniversary LaSalle Bank Chicago Marathon was truly a record-breaking event. Perfect weather conditions and an unprecedented 650,000 spectators welcomed a record 16,372 registrants, 14,322 of whom finished the race. In addition, the 1997 race showed a new diversity, with all 50 states and 47 countries represented. The event awarded \$300,000 in prize money and an additional \$197,000 in time bonuses. Khannouchi, a Moroccan based in Brooklyn, NY, and hoping to become a U.S. citizen, came to Chicago to make his marathon debut. Not only did his 2:07:10 give him the victory, but he also set course, debut and North American records while running the fourth fastest marathon time ever. Khannouchi took home the \$50,000 first prize, plus an additional \$50,000 bonus for his sub-2:07:30 performance.

American men fared well as Jerry Lawson of Jacksonville, FL, placed seventh in 2:09:35, just outside of the American record. Also, Todd Williams of Knoxville, TN, placed 10<sup>th</sup> in 2:11:17, the second best American debut time ever. In all, five men cracked 2:09 and eight finished under 2:10. Great Britain's Sutton returned to Chicago as the women's defending champion to claim victory again. After battling a messy nosebleed beginning at mile 20, Sutton made an impressive finish with a personal best 2:29:03. She received \$50,000 plus a \$4,000 bonus for her sub-2:30. In the wheelchair competition, Saul Mendoza of Snellville, GA, and Candace Cable of Truckee, CA, won with times of 1:37:42 and 1:57:32, respectively. This year's event also took a big step in expanding its international field, with 1,074 foreign athletes competing, a 202 percent increase over 1996.

**October 20, 1996: Paul Evans, 2:08:52; Marian Sutton, 2:30:41**

Almost 11,000 runners enjoyed ideal weather conditions for the 19<sup>th</sup> running of the Chicago Marathon. With a 4:54 minute per mile pace, Englishman Paul Evans won the men's competition in 2:08:52, the eighth fastest time in the world for 1996. Sutton, also of Great Britain, won the women's race in 2:30:41, after trailing American Kristy Johnston for the first 25 miles. Evans and Sutton were both awarded \$40,000 for their victories. Americans still fared well as Jerry Lawson (2:10:04) and Johnston (2:31:06) both finished second.

Jacob Heilveil won the men's wheelchair competition in 1:39:57 while Ann Walters won the women's race for the sixth year in a row in 1:52:13. Organizers were not only pleased with the race results, but also a long-term agreement with the LaSalle Bank ensured financial backing and stability for the race. With such corporate support, the Chicago Marathon finally had the foundation to be a world-class event for years to come. Furthermore, the Marathon and the Chicago Area Runners Association (CARA), formed in 1978 partly as a protest move-

ment, had long since settled their differences. By 1996, CARA was running its highly successful Marathon training program, with nearly 700 participants at four different locations throughout the Chicagoland area.

**October 15, 1995: Eamonn Martin, 2:11:18; Ritva Lemettinen, 2:28:27**

A brisk morning and gusty winds greeted the 10,802 participants in the 18<sup>th</sup> running of the Chicago Marathon. The winds quickly died down, but the men's competition remained a strategic one. It was very close throughout as Eamonn Martin of Great Britain bolted past Carlos Bautista of Mexico in the last 200 meters to claim victory by just three seconds. The women's race was not nearly as tight. 1993 women's winner Ritva Lemettinen of Finland returned to Chicago and took the lead in the first two miles of the race. With only 35 men finishing before her, Lemettinen claimed her second Chicago title in 2:28:27, beating her personal best time by 51 seconds. Martin and Lemettinen pocketed \$35,000 of the \$250,000 total purse for their victories. Other finishers included 75-year-old Warren Utes of Park Forest, IL, who set his seventh national age group record with his time of 3:18:07. In the wheelchair competition, James Briggs of Champaign, IL, beat Scott Hollonbeck, also of Champaign, by one second, claiming victory in 1:37:12. Ann Walters, another Champaign resident, kept her streak alive and won the women's competition in 1:57:27.

**October 30, 1994: Luiz Antonio Dos Santos, 2:11:16; Kristy Johnston, 2:31:34**

A new title sponsor and the accompanying financial boost from LaSalle Bank put a freshly christened "LaSalle Bank Chicago Marathon" back among the world's top races, a position not seen since 1986. Over 10,000 runners competed in cool and cloudy weather to make the 17<sup>th</sup> Chicago Marathon a spectacular event. Luiz Antonio Dos Santos of Brazil successfully defended his title with a time of 2:11:16. Kristy Johnston, a native of Coos Bay, OR, out-battled the women's competition to finish in 2:31:34. After claiming victory, she collapsed into race director Carey Pinkowski's arms at the finish line. Both Dos Santos and Johnston took home \$30,000 out of the \$200,000 total purse for their victories.

**October 31, 1993: Luiz Antonio Dos Santos, 2:13:14; Ritva Lemettinen, 2:33:18**

Snowfall, 34-degree temperatures and 12-degree wind chills greeted the 6,941 runners in the 16<sup>th</sup> Chicago Marathon on Halloween (the latest race date in Chicago's history). As the snow along the lakeshore pelted runners in the face, some dropped out with hypothermia. With prize money at \$20,000 for the first men's and women's finishers, Luiz Antonio Dos Santos of Brazil and Ritva Lemettinen of Finland trudged through the wintry conditions to claim victory with the fastest winning times since 1990. Dos Santos became the third straight Brazilian man to win while Lemettinen was briefly disqualified with charges of running behind two male pacers who blocked the wind from her path, a violation of USA Track & Field Rule 66. The decision was later overturned due to unclear wording of Rule 66, and

her victory was restored. Ann Walters won the women's wheelchair competition, continuing the streak she started in 1991. This year marked her easiest victory in 1:57:34; she was the only female competitor.

**October 25, 1992: Jose Cesar De Souza, 2:16:14; Linda Somers, 2:37:41**

Under perfect running conditions, 8,214 runners competed in the 1992 Chicago Marathon. With a lack of depth of world-class runners, Chicago's 15<sup>th</sup> edition was difficult to predict. Jose Cesar DeSouza, with his unmatched 5:11 per mile pace, won the men's competition to become the second consecutive champion from Brazil. Linda Somers of Pleasant Hill, CA, set a personal best, winning the women's competition by a two-minute margin. She would later represent the U.S. in the marathon at the 1996 Atlanta Olympic Games. However, both winning times were the slowest since 1981. DeSouza and Somers each walked away with \$7,500 for their victories. In the wheelchair competition, Ann Walters, uncontested, set a new course record of 1:44:29, a record that still stands today.

**October 27, 1991: Joseildo Rocha, 2:14:33; Midde Hamrin-Senorski, 2:36:2**

The 14<sup>th</sup> Chicago Marathon did not start on a positive note. The loss of another title sponsor drastically reduced the prize money for winners to \$7,500, compared to \$30,000 the previous year. Around 7,500 started the race, but only 5,908 actually finished. Thus, even with ideal racing conditions, Joseildo Rocha of Brazil and Midde Hamrin-Senorski of Sweden finished with the slowest winning times since 1981 for both men and women. The oldest male competitor, 75-year-old Art McLendon, made his 11<sup>th</sup> race appearance, finishing in seven hours. Ann Walters won the women's wheelchair competition in 1:53:33, a streak she would continue for the next six years through 1996. No other athlete has won six consecutive Chicago Marathon races.

**October 28, 1990: Martin Pitayo, 2:09:41; Aurora Cunha, 2:30:11**

As a result of the hard work of new race director Carey Pinkowski, the 1990 race was a big success. Pinkowski was the youngest director of any U.S. marathon. More important than his effective management, however, was that Pinkowski brought the Chicago Marathon together with the Chicago Area Runners Association (CARA). As a result, he was able to get local runners and running clubs more involved than ever in the race, especially as volunteers.

On race day, the finish could not have been more exciting. The men's leaders, Mexico's Martin Pitayo and Poland's Antoni Niemczak ran the final 10 miles of the race side by side. At the last possible moment, Pitayo surged ahead to beat Niemczak by one step, making his 0.3 second victory the closest ever in American marathon history. Meanwhile, in her first U.S. marathon appearance, Portugal's Aurora Cunha took the women's victory with her personal best time of 2:30:11. Pitayo and Cunha claimed \$30,000 each out of the \$250,000 total

purse for their victories. The winners were not the only stars of the day. Local resident Ann Clark enjoyed celebrity status as spectators applauded her finish and asked her to pose with them in pictures. The 81-year-old from Carol Stream, IL, who didn't take up running until age 64, finished in 5:46.

**October 29, 1989: Paul Davis-Hale, 2:11:25; Lisa Weidenbach, 2:28:15**

Along with the other 8,529 runners who started the race, and in stark contrast to the previous year, Paul Davis-Hale of Great Britain and America's Lisa Weidenbach battled unseasonably warm temperatures, 64 percent humidity and windy conditions that accompanied the 12<sup>th</sup> Chicago Marathon. Davis-Hale won the race in 2:11:25, the slowest winning men's time since 1981. Weidenbach, while breaking her personal best time, became Chicago's second repeat women's champion. Both champions walked away with \$50,000 for winning the race. The oldest competitor in the race was 84-year-old Ida Mintz, who finished in 6:07. In the wheelchair competition, America's Scot Hollonbeck won for the men in 1:45:30, and Ann Cody-Morris won for the women in 1:58:51.

**October 30, 1988: Alejandro Cruz, 2:08:57; Lisa Weidenbach, 2:29:17**

With 8,700 registered runners, the Chicago Marathon was back in 1998 after a one year demotion as a half marathon, and with a new title sponsor in Old Style. Runners were greeted with unseasonably cold temperatures in the 30s, and runners faced problems with circulation, metabolism, hypothermia and muscle tightness. The chilly conditions could not stop Alejandro Cruz of Mexico and Lisa Weidenbach of the U.S. from claiming victory over the 5,795 finishers. Cruz broke his country's record with his personal best of 2:08:57. Weidenbach, of Seattle, WA, became just the fifth American woman to run a marathon in less than 2:30 with her personal best time of 2:29:17. The champions took home a then record \$50,000 each out of the \$350,000 total purse for their victories.

**October 25, 1987: Steve Jones, 1:04:20; Kim Ballentine, 1:18:20 (half-marathon)**

Due to a loss in sponsorship, the Chicago Marathon was not held in 1987. However, a half-marathon was organized to provide Chicago's runners with a low-budget alternative. Taster's Choice was the sponsor of the event called the Columbian Select Half-Marathon. Steve Jones, by now a hero in Chicago, returned to claim victory in 1:04:20. Kim Ballentine of Brentwood, MO, won the women's division in 1:18:20.

**October 26, 1986: Toshihiko Seko, 2:08:27; Ingrid Kristiansen, 2:27:08**

The 10<sup>th</sup> Chicago Marathon brought great racing weather. Despite the 90 percent humidity, temperatures remained in the upper 50s, providing excellent conditions for the 12,000 runners who started the race. Japan's Toshihiko Seko took the lead after 22 miles and went on to win in 2:08:27. Norway's Ingrid Kristiansen dominated the women's competition by more

than two minutes. Both winners received \$40,000 for their victories. However, the rest of the 8,173 runners who finished did not go home empty-handed. Due to high popularity the previous year, race officials doubled the number of massage tables and therapists, giving more than 500 racers "special treatment" for their tired muscles.

**October 20, 1985: Steve Jones, 2:07:13; Joan Benoit Samuelson, 2:21:21**

The 1985 race turned out the largest number of runners Chicago had seen to date, and the fastest. Nearly 10,000 competed as Great Britain's Steve Jones and America's Joan Benoit Samuelson claimed victory. Jones' goal was to set another world record, but he missed Portugal's Carlos Lopes' mark by just one second. His victory earned him \$35,000 for winning, \$10,000 for setting the new course record and \$13,000 in time bonuses for running under 2:08.

The women's competition featured one of the top fields ever assembled, with the then second, fourth and fifth fastest times in the world being set. Ingrid Kristiansen of Norway, the world record holder; Joan Benoit Samuelson, the 1984 Olympic Marathon champion; and Rosa Mota of Portugal, the Olympic Marathon bronze medalist and Chicago's defending champion, battled for victory. Not only did Benoit Samuelson win (missing Kristiansen's world record by just 15 seconds), but she also set the American and course records.

**October 21, 1984: Steve Jones, 2:08:05; Rosa Mota, 2:26:01**

Despite cold temperatures and a steady downpour of rain, nearly 8,000 runners started the race, including 70 world-class runners; both totals were event records. Great Britain's Steve Jones not only claimed victory, but also set a world record time. According to Jones, "I had no idea what kind of pace I was running and no idea how fast they were running. I got to 24 and a half and 25 and the press truck left to go to the finish line. A writer from London shouted that if I kept it under five-minute pace, I had a chance for the record. I was confused and thought he meant a course record!" While defending her title, Portugal's Rosa Mota also broke the women's course record she set the previous year. For their wins, Jones and Mota took home \$35,000 each out of the \$250,000 purse. This year's race also marked the first official wheelchair competition, with five men and one woman competing. Robert Fitch from East Lansing, MI took the men's title in 2:35:06 while Jonnie Baylark from Bellwood, IL won the women's race in 3:29:10.

Among lesser-known victories, however, was the finish of Ken Campbell. On March 22, 1983, Campbell was in a car collision with a gasoline tanker, leaving burns on over 70 percent of his body. While on what was supposed to be his deathbed, Campbell was told that he would never walk again. Miraculously, Campbell slowly regained his strength, his ability to walk, and eventually was able to run. Days before the Chicago Marathon, the race's medical director

wrote a letter to Ken discouraging him from competing because of possible harm to his skin grafts and scar tissues. Against all odds, Campbell finished in 3:37.

**October 16, 1983: Joseph Nzau, 2:09:44; Rosa Mota, 2:31:12**

Almost 7,000 runners came out for what would be the most competitive race Chicago had ever seen. With only a few yards left in the 26-mile, 385-yard course, Joseph Nzau of Kenya surged ahead and out-leaned Hugh Jones of Great Britain to win the race by half a second (2:09:44.3 to 2:09:44.8). Nzau would be the first of many Kenyan victors in Chicago, although East African dominance would not take hold of the sport for another decade and a half.

In the women's competition, Rosa Mota of Portugal took over the lead with one mile left, beating Anne Audain of New Zealand, and setting a new course record. Although the race was called "America's Marathon," \$113,000 out of the \$135,000 prize purse went to 15 men and women from 11 foreign countries. A record 250,000 Chicagoans cheered participants on, helping 5,237 mostly local runners make it to the finish.

**September 26, 1982: Greg Meyer, 2:10:59; Nancy Conz, 2:33:23**

Over 30 world-class runners from eight different nations were among the 6,014 racers, 4,642 of whom finished, in the sixth annual Chicago Marathon. But it was Americans Greg Meyer and Nancy Conz, both from Massachusetts, who won, beating the 1980 course records by 3 and 12 minutes, respectively. Not only did they take home the thrill of victory, but also the event's first prize money checks (\$12,000 for each out of a \$77,000 purse).

**September 27, 1981: Phil Coppess, 2:16:13; Tina Gandy, 2:49:39**

While most runners were sleeping, two participants began the 1981 Chicago Marathon at 2 a.m. on Sunday in order to finish the entire 26.2-mile course by the 3:30 p.m. deadline... walking. At the regular starting time, another 5,400 joined them, ages 7 to 78 years old, including 12 corporate teams, two wheelchair entrants and one blind runner. With 1,800 volunteers helping out along the way and 25,000 spectators, Iowa's Phil Coppess, running his third marathon, and Tina Gandy of Minnesota, raced against 25 mph winds to win. Other victories included 57-year-old Helen Dick, who set an age group record with her time of 3:12.

**September 28, 1980: Frank Richardson, 2:14:04; Sue Peterson, 2:45:03**

With temperatures in the low 60s, more than 4,600 runners turned out for a race in ideal conditions. Frank Richardson, a newlywed of just 49 days from Iowa, and Sue Peterson, a Californian who crossed the finish line alongside her husband Pete, claimed victories with the fastest winning times Chicago had seen to date. Ida Mintz, 74, finished the race with her son, daughter-in-law and grandson in 4:45, claiming the title of the world's oldest female

marathoner. Jane Schiff was the Chicago Marathon's first unofficial wheelchair winner in Chicago's history with a time of 3:02:38. Proceeds of the 1980 race went to the Chicago Boys Club.

**October 21, 1979: Dan Cloeter, 2:23:20; Laura Michalek, 3:15:45**

After miserable running weather the previous year, race organizers attempted to avoid similar conditions by pushing the race date back to October. Despite these efforts, temperatures were once again against runners' favor as 3,700 race starters battled the 77 degree heat, 81 percent humidity and 20 mph wind gusts along the lakefront. Due to the challenging conditions, only 2,869 runners actually finished the race. Dan Cloeter, the 1977 winner, returned to Chicago to claim the men's victory. Shortly after winning, he collapsed with severe dehydration. Nancy Reid and Donna Simmons illegally "dropped in" to place first and second for the women, but were disqualified when it was proven that they did not run the entire race. This gave the victory to 15-year-old Laura Michalek of Berwyn, IL, the youngest winner in Chicago Marathon history. Also for the record book, both the men's and women's times are still Chicago's slowest winning times. Beatrice Foods sponsored the race for the first time, providing their Tropicana orange juice and Dannon yogurt to exhausted runners at the finish line.

**September 24, 1978: Mark Stanforth, 2:19:20; Lynae Larson, 2:59:25**

Organizing the second Chicago Marathon was not an easy task. Controversy surrounding the starting time and entry fee developed, leaving founders divided. On one side were those who wanted a \$10 entry fee and a noon kick-off. The later start time would draw more spectators and publicity, while also allowing out-of-town participants more travel time. On the other side were those who felt \$10 was too expensive and that a noon starting time could physically injure runners, especially the slower participants who would be running in the heat of the afternoon. They also felt that organizers were putting the interest of the media before that of the runners. While the \$10 entry fee remained, a compromise of a 10:30 a.m. start time was finally reached. (In November 1977, Dr. Noel Nequin, along with Erma Trantor, Sharon Mier and other protesters, ended their involvement and formed the Chicago Area Runners Association (CARA) to manage races for runners' protection.)

On race day, thousands of participants wore black armbands in protest of the later start time. The Chicago Marathon quickly became a dual competition—the race against time and the battle against the heat. With lakefront temperatures reaching a high of 85 degrees, nearly 300 runners were treated for blisters or heat exhaustion, while 10 more were taken to local hospitals for heat problems and dehydration. But the warm temperatures couldn't stop Arizona's Mark Stanforth or South Dakota's Lynae Larson. Both conquered the heat to claim victory over the other 5,200 starters, 4,053 of whom actually finished the race. Despite

temperature problems, the event ran smoothly. For the first time in U.S. history a dual start was used, the two points a block apart, which helped spread the runners out. Plenty of water was available to help quench thirst, and most agreed that the second Chicago Marathon was a success.

#### **September 25, 1977: Dan Cloeter, 2:17:52; Dorothy Doolittle, 2:50:47**

More than 4,200 runners turned out for the first Mayor Daley Marathon, making it the largest marathon in the world at the time. Dan Cloeter, from Indiana, and Dorothy Doolittle, from Texas, battled the crowds to become Chicago's first winners in a race that 2,128 actually finished. According to Cloeter, who had run in several other marathons, "I just wanted to win." Doolittle's victory not only was a personal best time, but also would be her last marathon.

Other competitors included Wesley Paul, an eight-year-old who finished in 3:15:20, setting a world record in his age group. Jack Donahue was the final person across the finish line at 7:09:42. The only glitch of the race occurred when the ceremonial starter's cannon misfired into the crowd, injuring two spectators. Ironically, the two burned were the wife and daughter of Wayne Goeldner, an original race founder. Despite the accident, the event ran very smoothly and, as advertised, was an event for the whole city to enjoy.

#### **The Founding**

In November 1976 at the Metropolitan YMCA on LaSalle Street, five key founders of what would eventually become the Bank of America Chicago Marathon met to begin discussions and planning. Those present included Wayne Goeldner, physical education director of the Hyde Park YMCA; Wendell "Wendy" Miller, a partner in a financial advising firm and founder of Midwest Masters Running Club; Bill Robinson, executive director of Friends of Parks; Sharon Mier, director of women's sports at the Loop Center YMCA; and Dr. Noel Nequin, director of cardiac rehabilitation at the Swedish Covenant Hospital. At this meeting, the group decided it was time for a marathon in Chicago.

Talks of a marathon continued, but little was actually done to stage the race. The turning point came in May 1977 when Dr. Nequin organized the first "mega" race in Chicago—the Ravenswood Bank Lakefront 10-Mile Run. The race was a great success, with more than 1,000 runners participating, up from an expected 200-300. Michael Bilandic, Chicago's new Mayor and an avid runner, was invited to the event. Not only did he show up to lend his support, but he and his wife, Heather, also handed out the awards to the winners. The Mayor's strong support and overwhelming runner participation gave the marathon's founders, who weren't quite sure if a marathon could succeed in Chicago, the inspiration they needed to make the city's first 26.2-mile road race a reality.

Suddenly 1977 was becoming a landmark year for running in Chicago. Several other shorter races were organized for the first time in addition to the Chicago Marathon, including the Chicago Distance Classic with almost 5,000 runners, an unheard number of participants at the time. But running fever did not stop with the new races. After seeing the success of the Lakefront 10, Mayor Bilandic decided to make Chicago "the running capital of the world." To further show his support, Bilandic turned five miles of an old equestrian path along the lakefront into jogging paths, creating a scenic course for runners that today stretches 18 miles and is more popular than ever. Thus, with all of the new events and opportunities, Chicago's running community was enjoying an explosion of excitement and participation.

By July 1977, Wendy Miller approached his friend and fellow Chicago businessman Lee Flaherty. Miller convinced Flaherty, a running enthusiast himself, to have his company, Flair Communications, be the official sponsor of the Chicago Marathon. Dr. Nequin and Flaherty then had a lunch meeting at the Drake Hotel with William Daley, son of the late Mayor Richard J. Daley, about naming the event. Following the meeting, the Daley family gave its blessing to name the race the Mayor Daley Marathon.

Initially set-up with a \$5 entry fee and an 8 a.m. start time, the race was scheduled for September 25, 1977, and specific jobs were distributed amongst the founders. Dr. Nequin was the medical director; Miller was the race director; Goeldner was in charge of registration; Mier was responsible for organizing 700 volunteers to marshal and officiate the race; and Robinson was treasurer. In addition, Erma Trantor, a friend of Mier's, was hired to be the race coordinator; Ruth Ratny, a business friend of Flaherty's, was to publicize the race.

The first ever Mayor Daley Marathon was soon to be a great success. Ads declared it the "people's race anyone can come and enjoy," and that was the approach organizers took. Then, on September 25, the hard work of many dedicated people who established the race as something for the entire city, paid off.

LET'S RUN  
TOGETHER





# WORLD & U.S. RECORDS

# LET'S **SRUN** TOGETHER

October 9, 2011



**WORLD MARATHON MAJORS**  
BOSTON LONDON BERLIN CHICAGO NEW YORK

**WORLD & U.S. RECORDS**

2011 Fastest World Marathon Performances .....178  
 2011 Fastest American Marathon Performances .....179  
 All-Time Top 100 Men’s World Marathon Performances .....180  
 All-Time Top 100 Women’s World Marathon Performances.....183  
 All-Time Top 25 American Marathon Performances.....186  
 All-Time Top 5 World Masters Marathon Performances .....188  
 All-Time Top 5 American Masters Marathon Performances.....189  
 Men’s Marathon National Records by Country .....190  
 Women’s Marathon National Records by Country.....197  
 World Marathon Record Progression .....203  
 American Marathon Record Progression .....206

## 2011 FASTEST WORLD MARATHON PERFORMANCES

### 2011 FASTEST WORLD MARATHON PERFORMANCES

(as of September 26, 2011)

#### Top 10 Women

#	Name	Time	Date	Location
1.	Geoffrey Mutai (KEN)	2:03:02	April 18	Boston
2.	Moses Mosop (KEN)	2:03:06	April 18	Boston
3.	Patrick Makau (KEN)	2:03:38	September 25	Berlin
4.	Emanuel Mutai (KEN)	2:04:40	April 17	London
5.	Gebre Gebremariam (ETH)	2:04:53	April 18	Boston
6.	Ryan Hall (CA/USA)	2:04:58	April 18	Boston
7.	Wilson Chebet (KEN)	2:05:27	April 10	Rotterdam
8.	Vincent Kipruto (KEN)	2:05:33	April 10	Rotterdam
9.	Martin Lel (KEN)	2:05:45	April 17	London
10.	Patrick Makau (KEN)	2:05:45	April 17	London

#### Top 10 Women

#	Name	Time	Date	Location
1.	Mary Keitany (KEN)	2:19:19	April 17	London
2.	Florence Kiplagat (KEN)	2:19:44	September 25	Berlin
3.	Liliya Shobukhova (RUS)	2:20:15	April 17	London
4.	Edna Kiplagat (KEN)	2:20:46	April 17	London
5.	Irina Mikitenko (GER)	2:22:18	September 25	Berlin
6.	Lydia Cheromei (KEN)	2:22:34	May 8	Prague
7.	Caroline Cheptonui (KEN)	2:22:36	April 18	Boston
8.	Desiree Davila (MI/USA)	2:22:38	April 18	Boston
9.	Sharon Cherop (KEN)	2:22:42	April 18	Boston
10.	Aselefech Mergia (ETH)	2:22:45	January 21	Dubai

## 2011 FASTEST AMERICAN MARATHON PERFORMANCES

### 2011 FASTEST AMERICAN MARATHON PERFORMANCES

(as of September 26, 2011)

#### Top 5 Men

#	Name	Time	Date	Location
1.	Ryan Hall (CA)	2:04:58	April 18	Boston
2.	Nicholas Arciniaga (CA)	2:11:30	January 30	Houston
3.	Jeffrey Eggleston (AZ)	2:13:12	June 18	Duluth
4.	Matthew Gabrielson (MN)	2:13:28	June 18	Duluth
5.	Jason Lehmkuhle (MN)	2:13:40	April 17	London

#### Top 5 Women

#	Name	Time	Date	Location
1.	Desiree Davila (MI)	2:22:38	April 18	Boston
2.	Kara Goucher (OR)	2:24:52	April 18	Boston
3.	Amy Hastings (CA)	2:27:03	March 20	Los Angeles
4.	Stephanie Rothstein (AZ)	2:29:35	January 30	Houston
5.	Clara Grandt (WV)	2:29:54	April 18	Boston

#### Chicago Gets Top Prize

The 2002 Chicago Marathon holds the record for distributing the most prize money of any marathon with \$1,145,200 paid out that year. The Flora London Marathon distributed \$1,050,750 for second place and the Dubai Marathon awarded an even \$1 million from 2008-2011.

Chicago has had the largest distribution of prize money for any marathon for 12 total years. The New York City Marathon is next with six years at the top, followed by London with five years, Dubai with four and Boston for two.

## ALL-TIME TOP 100 MEN'S WORLD PERFORMANCES

### ALL-TIME TOP 100 MEN'S MARATHON WORLD PERFORMANCES

(as of September 26, 2011)

#	Name	Time	Place	Date	Location
1.	<b>Geoffrey Mutai (KEN)</b>	<b>2:03:02a</b>	<b>(1)</b>	<b>April 18, 2011</b>	<b>Boston</b>
2.	<b>Moses Mosop (KEN)</b>	<b>2:03:06a</b>	<b>(2)</b>	<b>April 18, 2011</b>	<b>Boston</b>
3.	<b>Patrick Makau (KEN)</b>	<b>2:03:38</b>	<b>(1)</b>	<b>September 25, 2011</b>	<b>Berlin</b>
4.	<b>Haile Gebrselassie (ETH)</b>	<b>2:03:59</b>	<b>(1)</b>	<b>September 28, 2008</b>	<b>Berlin</b>
5.	<b>Haile Gebrselassie (ETH) - 2</b>	<b>2:04:26</b>	<b>(1)</b>	<b>September 30, 2007</b>	<b>Berlin</b>
6.	Duncan Kibet (KEN)	2:04:27	(1)	April 5, 2009	Rotterdam
6.	James Kwambai (KEN)	2:04:27	(2)	April 5, 2009	Rotterdam
8.	<b>Emmanuel Mutai (KEN)</b>	<b>2:04:40</b>	<b>(1)</b>	<b>April 17, 2011</b>	<b>London</b>
9.	Patrick Makau (KEN)	2:04:48	(1)	April 11, 2010	Rotterdam
10.	Haile Gebrselassie (ETH) - 3	2:04:53	(1)	January 18, 2008	Dubai
10.	<b>Gebre Gebremariam (ETH)</b>	<b>2:04:53a</b>	<b>(3)</b>	<b>April 18, 2011</b>	<b>Boston</b>
12.	<b>Paul Tergat (KEN)</b>	<b>2:04:55</b>	<b>(1)</b>	<b>September 28, 2003</b>	<b>Berlin</b>
12.	Geoffrey Mutai (KEN) - 2	2:04:55	(2)	April 11, 2010	Rotterdam
14.	<b>Sammy Korir (KEN)</b>	<b>2:04:56</b>	<b>(2)</b>	<b>September 28, 2003</b>	<b>Berlin</b>
15.	Wilson Kipsang (KEN)	2:04:57	(1)	October 31, 2010	Frankfurt
16.	<b>Ryan Hall (USA)</b>	<b>2:04:58a</b>	<b>(4)</b>	<b>April 18, 2011</b>	<b>Boston</b>
17.	Abel Kirui (KEN)	2:05:04	(3)	April 5, 2009	Rotterdam
18.	<b>Patrick Makau (KEN) - 2</b>	<b>2:05:08</b>	<b>(1)</b>	<b>September 26, 2010</b>	<b>Berlin</b>
19.	<b>Samuel Wanjiru (KEN)</b>	<b>2:05:10</b>	<b>(1)</b>	<b>April 26, 2009</b>	<b>London</b>
19.	<b>Geoffrey Mutai (KEN) - 3</b>	<b>2:05:10</b>	<b>(2)</b>	<b>September 26, 2010</b>	<b>Berlin</b>
21.	Vincent Kipruto (KEN)	2:05:13	(3)	April 11, 2010	Rotterdam
22.	<b>Martin Lel (KEN)</b>	<b>2:05:15</b>	<b>(1)</b>	<b>April 13, 2008</b>	<b>London</b>
23.	Tsegaye Kebede (ETH)	2:05:18	(1)	December 6, 2009	Fukuoka
24.	<b>Tsegaye Kebede (ETH) - 2</b>	<b>2:05:19</b>	<b>(1)</b>	<b>April 25, 2010</b>	<b>London</b>
25.	<b>Tsegaye Kebede (ETH) - 3</b>	<b>2:05:20</b>	<b>(2)</b>	<b>April 26, 2009</b>	<b>London</b>
26.	Feyisa Lelisa (ETH)	2:05:23	(4)	April 11, 2010	Rotterdam
27.	<b>Samuel Wanjiru (KEN) - 2</b>	<b>2:05:24</b>	<b>(2)</b>	<b>April 13, 2008</b>	<b>London</b>
28.	<b>Bazu Worku (ETH)</b>	<b>2:05:25</b>	<b>(3)</b>	<b>September 26, 2010</b>	<b>Berlin</b>
29.	<b>Jaouad Gharib (MOR)</b>	<b>2:05:27</b>	<b>(3)</b>	<b>April 26, 2009</b>	<b>London</b>
29.	Wilson Chebet (KEN)	2:05:27	(1)	April 10, 2011	Rotterdam
31.	Haile Gebrselassie (ETH) - 4	2:05:29	(1)	January 16, 2009	Dubai
32.	<b>Abderrahim Goumri (MAR)</b>	<b>2:05:30</b>	<b>(3)</b>	<b>April 13, 2008</b>	<b>London</b>

Bold = Set in World Marathon Major Event

Note: 'a' denotes performance on point-to-point downhill course

## ALL-TIME TOP 100 MEN'S WORLD PERFORMANCES

#	Name	Time	Place	Date	Location
33.	Vincent Kipruto (KEN) - 2	2:05:33	(2)	April 10, 2011	Rotterdam
34.	<b>James Kwambai (KEN) - 2</b>	<b>2:05:36</b>	<b>(2)</b>	<b>September 28, 2008</b>	<b>Berlin</b>
35.	<b>Khalid Khannouchi (USA)</b>	<b>2:05:38</b>	<b>(1)</b>	<b>April 14, 2002</b>	<b>London</b>
36.	Eliud Kiptanui (KEN)	2:05:39	(1)	May 9, 2010	Prague
37.	<b>Samuel Wanjiru (KEN) - 3</b>	<b>2:05:41</b>	<b>(1)</b>	<b>October 11, 2009</b>	<b>Chicago</b>
38.	<b>Khalid Khannouchi (MAR) - 2</b>	<b>2:05:42</b>	<b>(1)</b>	<b>October 24, 1999</b>	<b>Chicago</b>
39.	Getu Feleke (ETH)	2:05:44	(1)	October 17, 2010	Amsterdam
40.	<b>Martin Lel (KEN) - 2</b>	<b>2:05:45</b>	<b>(2)</b>	<b>April 17, 2011</b>	<b>London</b>
41.	<b>Patrick Makau (KEN) - 3</b>	<b>2:05:45</b>	<b>(3)</b>	<b>April 17, 2011</b>	<b>London</b>
42.	Vincent Kipruto (KEN) - 2	2:05:47	(1)	April 5, 2009	Paris
43.	<b>Paul Tergat (KEN) - 2</b>	<b>2:05:48</b>	<b>(2)</b>	<b>April 14, 2002</b>	<b>London</b>
44.	William Kipsang (KEN)	2:05:49	(1)	April 13, 2008	Rotterdam
45.	<b>Evans Rutto (KEN)</b>	<b>2:05:50</b>	<b>(1)</b>	<b>October 12, 2003</b>	<b>Chicago</b>
46.	<b>Robert Kiprono Cheruiyot (KEN)</b>	<b>2:05:52a</b>	<b>(1)</b>	<b>April 19, 2010</b>	<b>Boston</b>
47.	<b>Khalid Khannouchi (USA) - 3</b>	<b>2:05:56</b>	<b>(1)</b>	<b>October 13, 2002</b>	<b>Chicago</b>
47.	<b>Haile Gebrselassie (ETH) - 5</b>	<b>2:05:56</b>	<b>(1)</b>	<b>September 24, 2006</b>	<b>Berlin</b>
49.	<b>Abderrahim Goumri (MAR) - 2</b>	<b>2:06:04</b>	<b>(2)</b>	<b>October 11, 2009</b>	<b>Chicago</b>
50.	<b>Ronaldo DaCosta (BRA)</b>	<b>2:06:05</b>	<b>(1)</b>	<b>September 29, 1998</b>	<b>Berlin</b>
51.	<b>Haile Gebrselassie (ETH) - 6</b>	<b>2:06:08</b>	<b>(1)</b>	<b>September 20, 2009</b>	<b>Berlin</b>
52.	<b>Vincent Kipruto (KEN) - 3</b>	<b>2:06:08</b>	<b>(3)</b>	<b>October 11, 2009</b>	<b>Chicago</b>
53.	Haile Gebrselassie (ETH) - 7	2:06:09	(1)	January 22, 2010	Dubai
54.	Tsegaye Kebede (ETH) - 4	2:06:10	(1)	December 7, 2008	Fukuoka
55.	Wilson Chebet (KEN) - 2	2:06:12	(2)	October 17, 2010	Amsterdam
56.	Wilson Kipsang (KEN) - 2	2:06:13	(1)	March 6, 2011	Otsu
56.	<b>Abreham Cherkos (ETH)</b>	<b>2:06:13a</b>	<b>(5)</b>	<b>April 18, 2011</b>	<b>Boston</b>
58.	Felix Limo (KEN)	2:06:14	(1)	April 4, 2004	Rotterdam
58.	Patrick Makau (KEN) - 4	2:06:14	(4)	April 5, 2009	Rotterdam
58.	Gilbert Kirwa (KEN)	2:06:14	(1)	October 25, 2009	Frankfurt
61.	<b>Titus Munji (KEN)</b>	<b>2:06:15</b>	<b>(3)</b>	<b>September 28, 2003</b>	<b>Berlin</b>
61.	<b>Emmanuel Mutai (KEN) - 2</b>	<b>2:06:15</b>	<b>(4)</b>	<b>April 13, 2008</b>	<b>London</b>
61.	Bazu Worku (ETH) - 2	2:06:15	(2)	April 5, 2009	Paris
64.	<b>Moses Tanui (KEN)</b>	<b>2:06:16</b>	<b>(1)</b>	<b>October 24, 1999</b>	<b>Chicago</b>
64.	<b>Daniel Njenga (KEN)</b>	<b>2:06:16</b>	<b>(2)</b>	<b>October 13, 2002</b>	<b>Chicago</b>
64.	<b>Toshinari Takaoka (JPN)</b>	<b>2:06:16</b>	<b>(3)</b>	<b>October 13, 2002</b>	<b>Chicago</b>
64.	<b>Evans Rutto (KEN) - 2</b>	<b>2:06:16</b>	<b>(1)</b>	<b>October 10, 2004</b>	<b>Chicago</b>

Bold = Set in World Marathon Major Event

Note: 'a' denotes performance on point-to-point downhill course

## ALL-TIME TOP 100 MEN'S WORLD PERFORMANCES

#	Name	Time	Place	Date	Location
68.	<b>Ryan Hall (USA) - 2</b>	<b>2:06:17</b>	<b>(5)</b>	<b>April 13, 2008</b>	<b>London</b>
69.	<b>Paul Tergat (KEN) - 3</b>	<b>2:06:18</b>	<b>(4)</b>	<b>October 13, 2002</b>	<b>Chicago</b>
70.	<b>Evans Rutto (KEN) - 3</b>	<b>2:06:18</b>	<b>(1)</b>	<b>April 18, 2004</b>	<b>London</b>
70.	Gilbert Yegon (KEN)	2:06:18	(1)	October 18, 2009	Amsterdam
72.	Haile Gebrselassie (ETH) - 8	2:06:20	(1)	October 16, 2005	Amsterdam
73.	Robert Cheboror (KEN)	2:06:23	(1)	October 17, 2004	Amsterdam
73.	Robert Kiprono Cheruiyot (KEN) - 2	2:06:23	(2)	October 25, 2009	Frankfurt
73.	<b>Emmanuel Mutai (KEN) - 2</b>	<b>2:06:23</b>	<b>(2)</b>	<b>April 25, 2010</b>	<b>London</b>
76.	<b>Sammy Wanjiru (KEN) - 4</b>	<b>2:06:24</b>	<b>(1)</b>	<b>October 10, 2010</b>	<b>Chicago</b>
77.	<b>Evans Cheruiyot (KEN)</b>	<b>2:06:25</b>	<b>(1)</b>	<b>October 12, 2008</b>	<b>Chicago</b>
78.	David Kemboi Kiyeng (KEN)	2:06:26	(3)	April 5, 2009	Paris
79.	Emmanuel Mutai (KEN) - 3	2:06:29	(1)	October 21, 2007	Amsterdam
80.	Benjamin Kiptoo (KEN)	2:06:29	(1)	April 10, 2011	Paris
81.	Yemane Adhere (ETH)	2:06:30	(4)	April 5, 2009	Paris
82.	Tadesse Tola (ETH)	2:06:31	(2)	October 31, 2010	Frankfurt
83.	Samuel Wanjiru (KEN) - 5	2:06:32	(1)	August 24, 2008	Beijing
84.	Gert Thys (RSA)	2:06:33	(1)	February 14, 1999	Tokyo
85.	Mike Rotich (KEN)	2:06:33	(1)	April 6, 2003	Paris
85.	Chala Dechese (ETH)	2:06:33	(2)	January 22, 2010	Dubai
87.	<b>Marilson Gomes dos Santos (BRA)</b>	<b>2:06:34</b>	<b>(4)</b>	<b>April 17, 2011</b>	<b>London</b>
88.	<b>Haile Gebrselassie (ETH) - 9</b>	<b>2:06:35</b>	<b>(3)</b>	<b>April 14, 2002</b>	<b>London</b>
88.	Markos Geneti (ETH)	2:06:35	(1)	March 20, 2011	Los Angeles
90.	<b>Antonio Pinto (POR)</b>	<b>2:06:36</b>	<b>(1)</b>	<b>April 16, 2000</b>	<b>London</b>
90.	Benoit Zwierzchiewski (FRA)	2:06:36	(2)	April 6, 2003	Paris
92.	Sammy Korir (KEN) - 2	2:06:38	(1)	April 9, 2006	Rotterdam
92.	<b>Deriba Merga (ETH)</b>	<b>2:06:38</b>	<b>(6)</b>	<b>April 13, 2008</b>	<b>London</b>
94.	William Kipsang (KEN) - 2	2:06:39	(1)	October 19, 2003	Amsterdam
94.	<b>Felix Limo (KEN) - 2</b>	<b>2:06:39</b>	<b>(1)</b>	<b>April 23, 2006</b>	<b>London</b>
94.	Samuel Wanjiru (KEN) - 6	2:06:39	(1)	December 2, 2007	Fukuoka
97.	Tsegaye Kebede (ETH) - 5	2:06:40	(1)	April 6, 2008	Paris
98.	Elijan Keitany (KEN)	2:06:40	(2)	October 18, 2009	Amsterdam
99.	<b>Martin Lel (KEN) - 2</b>	<b>2:06:41</b>	<b>(2)</b>	<b>April 23, 2006</b>	<b>London</b>
99.	Tadesse Tola (ETH) - 2	2:06:41	(1)	April 11, 2010	Paris

*Bold = Set in World Marathon Major Event*

*Note: 'a' denotes performance on point-to-point downhill course*

## ALL-TIME TOP 100 WOMEN'S WORLD PERFORMANCES

### ALL-TIME TOP 100 WOMEN'S WORLD MARATHON PERFORMANCES

*(as of September 26, 2011)*

#	Name	Time	Place	Date	Location
1.	<b>Paula Radcliffe (GBR)</b>	<b>2:15:25</b>	<b>(1)</b>	<b>April 13, 2003</b>	<b>London</b>
2.	<b>Paula Radcliffe (GBR) - 2</b>	<b>2:17:18</b>	<b>(1)</b>	<b>October 13, 2002</b>	<b>Chicago</b>
3.	<b>Paula Radcliffe (GBR) - 3</b>	<b>2:17:42</b>	<b>(1)</b>	<b>April 17, 2005</b>	<b>London</b>
4.	<b>Catherine Ndereba (KEN)</b>	<b>2:18:47</b>	<b>(1)</b>	<b>October 7, 2002</b>	<b>Chicago</b>
5.	<b>Paula Radcliffe (GBR) - 4</b>	<b>2:18:56</b>	<b>(1)</b>	<b>April 14, 2002</b>	<b>London</b>
6.	<b>Mizuki Noguchi (JPN)</b>	<b>2:19:12</b>	<b>(1)</b>	<b>September 25, 2005</b>	<b>Berlin</b>
7.	<b>Irina Mikitenko (GER)</b>	<b>2:19:19</b>	<b>(1)</b>	<b>September 28, 2008</b>	<b>Berlin</b>
7.	<b>Mary Keitany (KEN)</b>	<b>2:19:19</b>	<b>(1)</b>	<b>April 17, 2011</b>	<b>London</b>
9.	<b>Catherine Ndereba (KEN) - 2</b>	<b>2:19:26</b>	<b>(2)</b>	<b>October 13, 2002</b>	<b>Chicago</b>
10.	<b>Deena Kastor (USA)</b>	<b>2:19:36</b>	<b>(1)</b>	<b>April 23, 2006</b>	<b>London</b>
11.	Sun Yingjie (CHN)	2:19:39	(1)	October 19, 2003	Beijing
12.	<b>Yoko Shibui (JPN)</b>	<b>2:19:41</b>	<b>(1)</b>	<b>September 26, 2004</b>	<b>Berlin</b>
13.	<b>Florence Kiplagat (KEN)</b>	<b>2:19:44</b>	<b>(1)</b>	<b>September 25, 2011</b>	<b>Berlin</b>
14.	<b>Naoko Takahashi (JPN)</b>	<b>2:19:46</b>	<b>(1)</b>	<b>September 30, 2001</b>	<b>Berlin</b>
15.	Zhou Chunxiu (CHN)	2:19:51	(1)	March 12, 2006	Seoul
16.	<b>Catherine Ndereba (KEN) - 3</b>	<b>2:19:55</b>	<b>(2)</b>	<b>April 13, 2003</b>	<b>London</b>
17.	<b>Liliya Shobukhova (RUS)</b>	<b>2:20:15</b>	<b>(2)</b>	<b>April 17, 2011</b>	<b>London</b>
18.	<b>Liliya Shobukhova (RUS) - 2</b>	<b>2:20:25</b>	<b>(1)</b>	<b>October 10, 2010</b>	<b>Chicago</b>
19.	<b>Zhou Chunxiu (CHN) - 2</b>	<b>2:20:38</b>	<b>(1)</b>	<b>April 22, 2007</b>	<b>London</b>
20.	<b>Berhane Adere (ETH)</b>	<b>2:20:42</b>	<b>(1)</b>	<b>October 22, 2006</b>	<b>Chicago</b>
21.	<b>Tegla Loroupe (KEN)</b>	<b>2:20:43</b>	<b>(1)</b>	<b>September 26, 1999</b>	<b>Berlin</b>
21.	<b>Margaret Okayo (KEN)</b>	<b>2:20:43a</b>	<b>(1)</b>	<b>April 15, 2002</b>	<b>Boston</b>
23.	<b>Edna Kiplagat (KEN)</b>	<b>2:20:46</b>	<b>(3)</b>	<b>April 17, 2011</b>	<b>London</b>
24.	Tegla Loroupe (KEN) - 2	2:20:47	(1)	April 19, 1998	Rotterdam
24.	<b>Galina Bogomolova (RUS)</b>	<b>2:20:47</b>	<b>(2)</b>	<b>October 22, 2006</b>	<b>Chicago</b>
26.	Paula Radcliffe (GBR) - 5	2:20:57	(1)	August 14, 2005	Helsinki
27.	Sun Yingjie (CHN) - 2	2:21:01	(1)	October 16, 2005	Beijing
28.	<b>Ingrid Kristiansen (NOR)</b>	<b>2:21:06</b>	<b>(1)</b>	<b>April 21, 1985</b>	<b>London</b>
29.	Zhou Chunxiu (CHN) - 3	2:21:11	(2)	October 16, 2005	Beijing
30.	<b>Catherine Ndereba (KEN) - 4</b>	<b>2:21:12a</b>	<b>(2)</b>	<b>April 15, 2002</b>	<b>Boston</b>
31.	<b>Deena Kastor (USA) - 2</b>	<b>2:21:16</b>	<b>(3)</b>	<b>April 13, 2003</b>	<b>London</b>
32.	Mizuki Noguchi (JPN) - 2	2:21:18	(1)	January 26, 2003	Osaka

*Bold = Set in World Marathon Major Event*

*Note: 'a' denotes performance on point-to-point downhill course*

## ALL-TIME TOP 100 WOMEN'S WORLD PERFORMANCES

#	Name	Time	Place	Date	Location
<b>33.</b>	<b>Joan Benoit Samuelson (USA)</b>	<b>2:21:21</b>	<b>(1)</b>	<b>October 20, 1985</b>	<b>Chicago</b>
33.	Sun Yingjie (CHN) - 3	2:21:21	(2)	October 20, 2002	Beijing
<b>35.</b>	<b>Yoko Shibui (JPN) - 2</b>	<b>2:21:22</b>	<b>(3)</b>	<b>October 13, 2002</b>	<b>Chicago</b>
<b>36.</b>	<b>Deena Kastor (USA) - 3</b>	<b>2:21:25</b>	<b>(1)</b>	<b>October 9, 2006</b>	<b>Chicago</b>
<b>37.</b>	<b>Ludmila Petrova (RUS)</b>	<b>2:21:29</b>	<b>(2)</b>	<b>April 23, 2006</b>	<b>London</b>
<b>38.</b>	<b>Constantina Tomescu-Dita (ROM)</b>	<b>2:21:30</b>	<b>(2)</b>	<b>October 9, 2006</b>	<b>Chicago</b>
<b>39.</b>	<b>Svetlana Zakharova (RUS)</b>	<b>2:21:31</b>	<b>(4)</b>	<b>October 13, 2002</b>	<b>Chicago</b>
<b>39.</b>	<b>Askale Tafa Magarsa (ETH)</b>	<b>2:21:31</b>	<b>(2)</b>	<b>September 28, 2008</b>	<b>Berlin</b>
<b>41.</b>	<b>Catherine Ndereba (KEN) - 5</b>	<b>2:21:33</b>	<b>(1)</b>	<b>October 22, 2000</b>	<b>Chicago</b>
<b>42.</b>	<b>Gete Wami (ETH)</b>	<b>2:21:34</b>	<b>(1)</b>	<b>September 24, 2006</b>	<b>Berlin</b>
43.	Mizuki Noguchi (JPN) - 3	2:21:37	(1)	November 18, 2007	Tokyo
<b>43.</b>	<b>Uta Pippig (GER)</b>	<b>2:21:45a</b>	<b>(1)</b>	<b>April 18, 1994</b>	<b>Boston</b>
43.	Masako Chiba (JPN)	2:21:45	(2)	January 26, 2003	Osaka
<b>43.</b>	<b>Gete Wami (ETH) - 2</b>	<b>2:21:45</b>	<b>(2)</b>	<b>April 22, 2007</b>	<b>London</b>
<b>47.</b>	<b>Susan Chepkemi (KEN)</b>	<b>2:21:46</b>	<b>(3)</b>	<b>April 23, 2006</b>	<b>London</b>
48.	Naoko Takahashi (JPN) - 2	2:21:47	(1)	December 6, 1998	Bangkok
<b>49.</b>	<b>Naoko Takahashi (JPN) - 3</b>	<b>2:21:49</b>	<b>(1)</b>	<b>September 29, 2002</b>	<b>Berlin</b>
50.	Naoko Sakamoto (JPN)	2:21:51	(3)	January 26, 2003	Osaka
<b>51.</b>	<b>Berhane Adere (ETH) - 2</b>	<b>2:21:52</b>	<b>(4)</b>	<b>April 23, 2006</b>	<b>London</b>
<b>52.</b>	<b>Galina Bogomolova (RUS) - 2</b>	<b>2:21:58</b>	<b>(5)</b>	<b>April 23, 2006</b>	<b>London</b>
<b>53.</b>	<b>Liliya Shobukhova (RUS) - 3</b>	<b>2:22:00</b>	<b>(1)</b>	<b>April 25, 2010</b>	<b>London</b>
54.	Catherine Ndereba (KEN) - 6	2:22:01	(2)	August 14, 2005	Helsinki
55.	Atsede Bayisa (ETH)	2:22:04	(1)	April 11, 2010	Paris
56.	Tegla Loroupe (KEN) - 3	2:22:07	(1)	April 20, 1997	Rotterdam
<b>57.</b>	<b>Irina Mikitenko (GER) - 2</b>	<b>2:22:11</b>	<b>(1)</b>	<b>April 26, 2009</b>	<b>London</b>
58.	Eri Yamaguchi (JPN)	2:22:12	(1)	November 21, 1999	Tokyo
<b>59.</b>	<b>Irina Mikitenko (GER) - 3</b>	<b>2:22:18</b>	<b>(2)</b>	<b>September 25, 2011</b>	<b>Berlin</b>
60.	Naoko Takahashi (JPN) - 4	2:22:19	(1)	March 12, 2000	Nagoya
60.	Gete Wami (ETH) - 3	2:22:19	(1)	October 20, 2002	Amsterdam
<b>60.</b>	<b>Inga Abitova (RUS)</b>	<b>2:22:19</b>	<b>(2)</b>	<b>April 25, 2010</b>	<b>London</b>
63.	Lornah Kiplagat (KEN)	2:22:22	(4)	January 26, 2003	Osaka
64.	Catherina McKiernan (IRL)	2:22:23	(1)	November 1, 1998	Amsterdam
<b>65.</b>	<b>Svetlana Zakharova (RUS) - 2</b>	<b>2:22:31</b>	<b>(2)</b>	<b>April 14, 2002</b>	<b>London</b>
<b>65.</b>	<b>Margaret Okayo (KEN) - 2</b>	<b>2:22:31</b>	<b>(1)</b>	<b>November 2, 2003</b>	<b>New York</b>
<b>67.</b>	<b>Ludmila Petrova (RUS) - 2</b>	<b>2:22:33</b>	<b>(3)</b>	<b>April 14, 2002</b>	<b>London</b>

*Bold = Set in World Marathon Major Event*

*Note: 'a' denotes performance on point-to-point downhill course*

## ALL-TIME TOP 100 WOMEN'S WORLD PERFORMANCES

#	Name	Time	Place	Date	Location
68.	Lydia Cheromei (KEN)	2:22:34	(1)	May 8, 2011	Prague
<b>69.</b>	<b>Margaret Okayo (KEN) - 3</b>	<b>2:22:35</b>	<b>(1)</b>	<b>April 18, 2004</b>	<b>London</b>
<b>70.</b>	<b>Lornah Kiplagat (KEN) - 2</b>	<b>2:22:36</b>	<b>(2)</b>	<b>October 22, 2000</b>	<b>Chicago</b>
<b>70.</b>	<b>Benita Johnson (AUS)</b>	<b>2:22:36</b>	<b>(3)</b>	<b>October 22, 2006</b>	<b>Chicago</b>
<b>70.</b>	<b>Caroline Kilel (KEN)</b>	<b>2:22:36a</b>	<b>(1)</b>	<b>April 18, 2011</b>	<b>Boston</b>
73.	Zhang Yingying (CHN)	2:22:38	(1)	January 5, 2008	Xiamen
<b>74.</b>	<b>Aselefech Mergia (ETH)</b>	<b>2:22:38</b>	<b>(3)</b>	<b>April 25, 2010</b>	<b>London</b>
<b>74.</b>	<b>Desiree Davila (USA)</b>	<b>2:22:38a</b>	<b>(2)</b>	<b>April 18, 2011</b>	<b>Boston</b>
76.	Berhane Adere (ETH) - 3	2:22:42	(1)	January 18, 2008	Dubai
<b>76.</b>	<b>Sharon Cherop (KEN)</b>	<b>2:22:42a</b>	<b>(3)</b>	<b>April 18, 2011</b>	<b>Boston</b>
<b>78.</b>	<b>Joan Benoit Samuelson (USA) - 2</b>	<b>2:22:43a</b>	<b>(1)</b>	<b>April 18, 1983</b>	<b>Boston</b>
78.	Sharon Cherop (KEN) - 2	2:22:43	(1)	September 26, 2010	Toronto
80.	Tirfi Tsegaye (ETH)	2:22:44	(2)	September 26, 2010	Toronto
81.	Aselefech Mergia (ETH) - 2	2:22:45	(1)	January 21, 2011	Dubai
<b>82.</b>	<b>Reiko Tosa (JPN)</b>	<b>2:22:46</b>	<b>(4)</b>	<b>April 14, 2002</b>	<b>London</b>
<b>83.</b>	<b>Ingrid Kristiansen (NOR) - 2</b>	<b>2:22:48</b>	<b>(1)</b>	<b>May 10, 1987</b>	<b>London</b>
84.	Tegla Loroupe (KEN) - 4	2:22:48	(1)	April 18, 1999	Rotterdam
<b>85.</b>	<b>Constantina Tomescu-Dita (ROM) - 2</b>	<b>2:22:50</b>	<b>(2)</b>	<b>April 17, 2005</b>	<b>London</b>
86.	Priscah Jeptoo (KEN)	2:22:51	(1)	April 10, 2011	Paris
87.	Galina Bogomolova (RUS) - 3	2:22:53	(1)	March 16, 2008	Rome
88.	Lidia Simon (ROM)	2:22:54	(1)	January 30, 2000	Osaka
89.	Harumi Hiroshima (JPN)	2:22:56	(2)	January 30, 2000	Osaka
90.	Jelena Prokopchuka (LAT)	2:22:56	(1)	January 30, 2005	Osaka
<b>91.</b>	<b>Madai Perez (MEX)</b>	<b>2:22:59</b>	<b>(4)</b>	<b>October 22, 2006</b>	<b>Chicago</b>
92.	Lydia Cheromei (KEN) - 2	2:23:01	(2)	January 21, 2011	Dubai
<b>93.</b>	<b>Catherine Ndereba (KEN) - 7</b>	<b>2:23:03</b>	<b>(2)</b>	<b>November 2, 2003</b>	<b>New York</b>
<b>94.</b>	<b>Ingrid Kristiansen (NOR) - 3</b>	<b>2:23:05</b>	<b>(2)</b>	<b>October 20, 1985</b>	<b>Chicago</b>
94.	Marleen Renders (BEL)	2:23:05	(1)	April 7, 2002	Paris
96.	Merima Mohamed (ETH)	2:23:06	(3)	September 26, 2010	Toronto
<b>97.</b>	<b>Svetlana Zakharova (RUS) - 3</b>	<b>2:23:07</b>	<b>(1)</b>	<b>October 12, 2003</b>	<b>Chicago</b>
<b>98.</b>	<b>Paula Radcliffe (GBR) - 6</b>	<b>2:23:09</b>	<b>(1)</b>	<b>November 4, 2007</b>	<b>New York</b>
99.	Bezunesh Bekele (ETH)	2:23:09	(2)	January 18, 2008	Dubai
<b>100.</b>	<b>Paula Radcliffe (GBR) - 7</b>	<b>2:23:10</b>	<b>(1)</b>	<b>November 7, 2004</b>	<b>New York</b>

*Bold = Set in World Marathon Major Event*

*Note: 'a' denotes performance on point-to-point downhill course*

## ALL-TIME TOP 25 AMERICAN PERFORMANCES

### ALL-TIME TOP 25 AMERICAN MARATHON PERFORMANCES

(as of September 26, 2011)

#### Top 25 Men

#	Name	Time	Place	Date	Location
1.	Ryan Hall (CA)	2:04:58	(4)	04/18/11	Boston
2.	Khalid Khannouchi (NY)	2:05:37	(1)	04/14/02	London
<b>3.</b>	<b>Khalid Khannouchi - 2</b>	<b>2:05:56</b>	<b>(1)</b>	<b>10/13/02</b>	<b>Chicago</b>
4.	Ryan Hall - 2	2:06:17	(5)	04/13/08	London
<b>5.</b>	<b>Khalid Khannouchi - 3</b>	<b>2:07:01</b>	<b>(1)</b>	<b>10/22/00</b>	<b>Chicago</b>
6.	Khalid Khannouchi - 4	2:07:04	(4)	04/23/06	London
7.	Ryan Hall - 3	2:08:24	(7)	04/22/07	London
8.	Ryan Hall - 4	2:08:41	(4)	04/19/10	Boston
<b>9.</b>	<b>Khalid Khannouchi - 5</b>	<b>2:08:44</b>	<b>(5)</b>	<b>10/10/04</b>	<b>Chicago</b>
10.	Robert Kempainen (MN)	2:08:47	(7)	04/18/94	Boston
11.	Alberto Salazar (OR)	2:08:52	(1)	04/19/82	Boston
12.	Dick Beardsley (MN)	2:08:54	(2)	04/19/82	Boston
<b>13.</b>	<b>Abdihakim Abdirahman (AZ)</b>	<b>2:08:56</b>	<b>(4)</b>	<b>10/22/06</b>	<b>Chicago</b>
14.	Greg Meyer (MI)	2:09:01	(1)	04/18/83	Boston
15.	Ryan Hall - 5	2:09:01	(1)	11/03/07	New York
16.	Mebrahtom Keflezighi (CA)	2:09:15	(1)	11/01/09	New York
17.	Alberto Salazar - 2	2:09:21	(5)	12/04/83	Fukuoka
18.	Mebrahtom Keflezighi - 2	2:09:21	(9)	04/26/09	London
19.	Mebrahtom Keflezighi - 3	2:09:26	(5)	04/19/10	Boston
20.	Bill Rodgers (MA)	2:09:28	(1)	04/16/79	Boston
21.	Alberto Salazar - 3	2:09:29	(1)	10/24/82	New York
22.	Ron Tabb (CA)	2:09:32	(2)	04/18/83	Boston
<b>23.</b>	<b>David Morris (IL)</b>	<b>2:09:32</b>	<b>(4)</b>	<b>10/24/99</b>	<b>Chicago</b>
<b>24.</b>	<b>Jerry Lawson (FL)</b>	<b>2:09:35</b>	<b>(7)</b>	<b>10/19/97</b>	<b>Chicago</b>
25.	Dick Beardsley - 2	2:09:36	(1)	06/20/81	Duluth

*Bold font = Set at Chicago Marathon*

## ALL-TIME TOP 25 AMERICAN PERFORMANCES

### ALL-TIME TOP 25 AMERICAN MARATHON PERFORMANCES

(as of September 26, 2011)

#### Top 25 Women

#	Name	Time	Place	Date	Location
1.	Deena Kastor (CA)	2:19:36	(1)	04/23/06	London
2.	Deena Kastor - 2	2:21:15	(3)	04/13/03	London
<b>3.</b>	<b>Joan Samuelson (ME)</b>	<b>2:21:21</b>	<b>(1)</b>	<b>10/20/85</b>	<b>Chicago</b>
<b>4.</b>	<b>Deena Kastor - 3</b>	<b>2:21:25</b>	<b>(1)</b>	<b>10/09/05</b>	<b>Chicago</b>
5.	Desiree Davila (MI)	2:22:38	(2)	04/18/11	Boston
6.	Joan Samuelson - 2	2:22:43	(1)	04/18/83	Boston
7.	Joan Samuelson - 3	2:24:52	(1)	08/05/84	Los Angeles
8.	Kara Goucher (OR)	2:24:52	(5)	04/18/11	Boston
9.	Kara Goucher - 2	2:25:53	(3)	11/02/08	New York
10.	Joan Samuelson - 4	2:26:12	(1)	09/12/82	Eugene
<b>11.</b>	<b>Desiree Davila - 2</b>	<b>2:26:20</b>	<b>(4)</b>	<b>10/10/10</b>	<b>Chicago</b>
12.	Magdalena Lewy (CA)	2:26:22	(2)	04/11/10	Rotterdam
13.	Julie Brown (CA)	2:26:26	(1)	06/05/83	Los Angeles
14.	Kim Jones (CO)	2:26:40	(2)	04/15/91	Boston
<b>15.</b>	<b>Deena Kastor - 4</b>	<b>2:26:53</b>	<b>(6)</b>	<b>10/13/02</b>	<b>Chicago</b>
16.	Joan Samuelson - 5	2:26:54	(4)	04/15/91	Boston
17.	Deena Kastor - 5	2:26:58	(7)	11/04/01	New York
18.	Amy Hastings (CA)	2:27:03	(2)	03/20/11	Los Angeles
19.	Marla Runyan (OR)	2:27:10	(4)	11/03/02	New York
20.	Deena Kastor - 6	2:27:20	(3)	08/22/04	Athens
21.	Francie Larrieu (TX)	2:27:35	(2)	04/21/91	London
22.	Kara Goucher - 3	2:27:48	(10)	08/23/09	Berlin
23.	Kim Jones - 2	2:27:50	(2)	09/29/91	Berlin
24.	Patti Catalano (VT)	2:27:52	(2)	04/20/81	Boston
25.	Desiree Davila - 3	2:27:53	(11)	08/23/09	Berlin

*Bold font = Set at Chicago Marathon*

## ALL-TIME TOP 5 WORLD MASTERS PERFORMANCES

### ALL-TIME TOP 5 WORLD MASTERS MARATHON PERFORMANCES

(as of September 26, 2011)

#### Top 5 Men

#	Name	Time	Date	Location
1.	Andres Espinosa (MEX)	2:08:46	September 28, 2003	Berlin
2.	Mohamed Ezzher (FRA)	2:10:33	April 8, 2001	Paris
3.	Jonathan Cherono (KEN)	2:10:47	October 14, 2001	Beijing
4.	John Campbell (NZL)	2:11:04	April 16, 1990	Boston
5.	Japhet Kosgei (KEN)	2:11:04	October 10, 2010	Melbourne

#### Top 5 Women

#	Name	Time	Date	Location
1.	Lyudmila Petrova (RUS)	2:25:43	November 2, 2008	New York
2.	Priscilla Welch (ENG)	2:26:51	May 10, 1987	London
3.	Firiya Sultanova (RUS)	2:27:05	June 21, 2003	Duluth
4.	Lyudmila Petrova - 2	2:27:42	April 26, 2009	London
5.	Sultanova - 2	2:27:58	April 15, 2002	Boston

## ALL-TIME TOP 5 AMERICAN MASTERS PERFORMANCES

### ALL-TIME TOP 5 AMERICAN MASTERS MARATHON PERFORMANCES

(as of September 26, 2011)

#### Top 5 Men

#	Name	Time	Date	Location
1.	Eddy Hellebuyck (AZ)	2:12:46	October 5, 2003	St. Paul
2.	Mbarak Hussein (NM)	2:12:53	March 12, 2006	Seoul
3.	Hussein - 2	2:13:52	October 1, 2006	St. Paul
4.	Hussein - 3	2:15:06	December 11, 2005	Honolulu
5.	Barry Brown (FL)	2:15:15	September 30, 1984	St. Paul

#### Top 5 Women

#	Name	Time	Date	Location
1.	<b>Colleen De Reuck (co)</b>	<b>2:28:40</b>	<b>October 9, 2005</b>	<b>Chicago</b>
2.	De Reuck - 2	2:30:51	May 23, 2010	Copenhagen
3.	<b>De Reuck - 3</b>	<b>2:32:25</b>	<b>October 12, 2008</b>	<b>Chicago</b>
4.	De Reuck - 4	2:32:37	October 4, 2009	St. Paul
5.	Jenni Spangler (IL)	2:32:39	October 12, 2003	Chicago

*Bold font = Set at Chicago Marathon*

## MEN'S NATIONAL RECORDS BY COUNTRY

### MEN'S NATIONAL RECORDS BY COUNTRY/TERRITORY

(as of September 26, 2011)

Country/Territory	Name	Time	Date	Location
Afghanistan.....	Waheed Karim.....	2:28:46....	December 2, 1990.....	Sacramento
Albania .....	Remzi Laho .....	2:25:29....	September 29, 1991 ...	Burgas
Algeria .....	Rachid Ziar .....	2:09:54....	April 7, 2002 .....	Paris
American Samoa .....	Gary Fanelli.....	2:25:35....	October 2, 1988 .....	Seoul
Andorra .....	Antoni Bernadó.....	2:14:25....	March 16, 2003.....	Barcelona
Angola .....	Joao N 'Tyamba .....	2:11:40....	September 30, 2001 ...	Berlin
Antigua .....	Cordoy Simon .....	2:31:49....	August 28, 1994.....	Victoria
Argentina .....	Antonio Silio .....	2:09:57....	April 30, 1995 .....	Hamburg
Armenia.....	Ashik Mkhitarian.....	2:20:36....	April 4, 1968 .....	Uzhgorod
Aruba .....	Kimball Reynierse ...	2:13:43....	September 10, 1989 ...	Berchem
<b>Australia .....</b>	<b>Rob De Castella.....</b>	<b>2:07:51 ...</b>	<b>April 21, 1986 .....</b>	<b>Boston</b>
Austria .....	Guenther Weidlinger	2:10:47....	October 25, 2009 .....	Frankfurt
Azerbaijan.....	Boris Dergachov .....	2:19:45....	August 29, 1968.....	Noginsk
Bahamas.....	Delroy Boothe .....	2:34:00....	December 18, 1999 .....	Jacksonville
Bahrain.....	Aadam Ismaeel Khamis..	2:09:09....	October 4, 2009 .....	Cologne
Bangladesh.....	Ali Mohammed.....	2:22:03....	March 7, 1987.....	Dhaka
Barbados.....	Reuben McColin.....	2:29:40....	December 4, 1988.....	Bridgetown
Belarus.....	Vladimir Kotov .....	2:10:58....	May 24, 1980.....	Moscow
<b>Belgium .....</b>	<b>Vincent Rousseau..</b>	<b>2:07:20 ...</b>	<b>September 24, 1995... </b>	<b>Berlin</b>
Belize.....	Patrick Fuller .....	2:22:01....	February 8, 2003.....	Birmingham
Benin.....	Patrick Lompo .....	2:30:13....	April 17, 2011 .....	Annecy
<b>Bermuda .....</b>	<b>Raymond Swan .....</b>	<b>2:26:37 ...</b>	<b>April 20, 1981 .....</b>	<b>Boston</b>
Bhutan.....	Passang Passang .....	2:44:21....	May 23, 2010.....	Thimpu
Bolivia .....	Juan Camacho .....	2:17:49....	April 7, 1984 .....	Maasluis
Bosnia & Herzegovina...	Sead Kondo.....	2:15:55....	May 3, 1975 .....	Karl-Marx Stadt
Botswana.....	John James .....	2:14:57....	July 25, 2004 .....	Phikwe
<b>Brazil .....</b>	<b>Ronaldo Da Costa..</b>	<b>2:06:05 ...</b>	<b>September 20, 1998... </b>	<b>Berlin</b>
British Virgin Islands..	Rasalula Nagarit.....	2:36:54....	October 11, 2008.....	Baltimore
Brunei.....	Sifi Anak Ahar.....	2:41:12....	October 14, 2008.....	Kota Kinabalu
Bulgaria .....	Khristo Stefanov.....	2:11:26....	October 19, 1997.....	Sofia
Burkina Faso.....	Charles Neboue .....	2:36:29....	November 26, 2005.....	Ouagadougou
Burundi.....	Patrick Ndayisenga..	2:13:14....	May 2, 1999 .....	Turin

\*not an independent nation

Bold = Set in World Marathon Major Event

## MEN'S NATIONAL RECORDS BY COUNTRY

Country/Territory	Name	Time	Date	Location
Cambodia.....	Hem Bunting.....	2:25:20....	December 15, 2009 .....	Vientiane
Cameroon.....	Paul Kuete .....	2:18:35....	December 8, 1993 .....	Palermo
Canada.....	Jerome Drayton .....	2:10:09....	December 7, 1975 .....	Fukuoka
Cape Verde Islands ...	Ruben Sanca .....	2:18:47....	April 10, 2011 .....	Rotterdam
<b>Cayman Islands.....</b>	<b>Tony Keely.....</b>	<b>2:40:28 ...</b>	<b>October 22, 2000 .....</b>	<b>Chicago</b>
Central Africa .....	Ernest Ndjissipou .....	2:18:06....	August 30, 2003.....	Paris
Chad.....	Abdelkrim Abdoulaye..	2:20:16....	May 31, 2008.....	Stockholm
Chile.....	Omar Aguilar .....	2:12:19....	April 17, 1988 .....	Rotterdam
China.....	Ren Longyun .....	2:08:15....	October 21, 2007 .....	Beijing
<b>Colombia .....</b>	<b>Carlos Grisales.....</b>	<b>2:11:17 ...</b>	<b>April 15, 1996 .....</b>	<b>Boston</b>
Comoros.....	Youssef Gagou .....	2:35:43....	September 18, 1988 ...	St. Paul
Congo .....	Bernard Tsati.....	2:26:01....	September 16, 1990 ...	Puteaux
Congo, DR.....	Mwenze Kalombo....	2:08:40....	April 4, 1999 .....	Paris
Cook Islands.....	Muriaroa Ngaro .....	2:51:26....	May 3, 1980 .....	Avarua
Costa Rica .....	Jose Luis Molina.....	2:13:23....	March 3, 1996.....	Los Angeles
Croatia.....	Dragon Paripovic .....	2:17:05....	March 29, 1992.....	Bologna
Cuba.....	Ignacio Alberto Cuba..	2:10:53....	December 13, 1992 .....	Merida
Cyprus .....	Marios Kassianidis..	2:19:51....	October 8, 1982 .....	Brisbane
Czech Republic .....	Karel David .....	2:11:12....	February 10, 1991.....	Tokyo
<b>Denmark .....</b>	<b>Henrik Jorgensen ...</b>	<b>2:09:43 ...</b>	<b>April 21, 1985 .....</b>	<b>London</b>
Djibouti.....	Ahmed Salah .....	2:07:07....	April 17, 1988 .....	Rotterdam
Dominican Republic..	Pablo Arroyo.....	2:26:00....	May 26, 1984.....	Santo Domingo
East Timor.....	Augusto Ramos Soares..	2:30:04....	December 15, 2009 .....	Vientiane
<b>Ecuador .....</b>	<b>Silvio Guerra.....</b>	<b>2:09:49 ...</b>	<b>October 19, 1997 .....</b>	<b>Chicago</b>
Egypt .....	Aissa Rezah Abou Daif....	2:19:39....	December 25, 1997 .....	El Arish
El Salvador .....	Victor Vasquez.....	2:26:57....	January 13, 1990 .....	Tegucigalpa
<b>England* .....</b>	<b>Charles Spedding ..</b>	<b>2:08:33 ...</b>	<b>April 21, 1985 .....</b>	<b>London</b>
Eritrea.....	Yonas Kifle .....	2:07:34....	October 21, 2007.....	Amsterdam
Estonia .....	Pavel Loskutov .....	2:08:53....	April 7, 2002 .....	Paris
<b>Ethiopia .....</b>	<b>Haile Gebrselassie..</b>	<b>2:03:59 ...</b>	<b>September 28, 2008... </b>	<b>Berlin</b>
Falkland Islands.....	Hugh Marsden .....	2:43:31....	August 28, 1994.....	Victoria
Faroe Island.....	Absalon Hansen.....	2:27:53....	April 24, 1988 .....	Hamburg
Fiji .....	Binesh Prasad.....	2:23:33....	February 4, 1989.....	Las Vegas
Finland .....	Janne Holman .....	2:10:46....	April 13, 2008 .....	Rotterdam
France .....	Benoit Zwierzchewski..	2:06:36....	April 6, 2003 .....	Paris

\*not an independent nation

Bold = Set in World Marathon Major Event

## MEN'S NATIONAL RECORDS BY COUNTRY

Country/Territory	Name	Time	Date	Location
<b>Gabon</b> .....	<b>Jean-Marc Leandro</b>	<b>2:26:21</b>	<b>November 6, 2005</b>	<b>New York</b>
Gambia.....	Baba Nije.....	2:23:10....	December 12, 1993	Banjul
Georgia.....	Vitaliy Gedevanishvili..	2:19:12....	May 24, 1987	Tbilisi
Germany.....	Jorg Peter.....	2:08:47....	February 14, 1988	Tokyo
Ghana.....	Emmanuel Amoo.....	2:18:43....	November 11, 1990	Lagos
Gibraltar.....	Jimmy Parodi.....	2:32:02....	April 6, 1985	Gibraltar
<b>Great Britain/Wales*</b>	<b>Steve Jones</b>	<b>2:07:13</b>	<b>October 20, 1985</b>	<b>Chicago</b>
Greece.....	Spiridon Andriopoulos..	2:12:04....	October 9, 1988	West Berlin
Greenland.....	Janus Elgaard.....	2:24:53....	May 21, 2000	Copenhagen
Grenada.....	Findlay O'Neal.....	2:46:50....	June 4, 1995	Port-of-Spain
Guadelope.....	Jean-Claude Louison..	2:35:37....	April 20, 1980	Annency
<b>Guam</b> .....	<b>Wayne Blas</b> .....	<b>2:34:06</b>	<b>September 20, 2009</b>	<b>Berlin</b>
Guatemala.....	Alfredo Arevalo.....	2:12:53....	May 30, 2004	Ottawa
Guineau.....	Alhassane Bah.....	2:56:20....	June 26, 1987	Warendorf
Guineau-Bissau.....	Joaquim Moreira da Silva.	2:29:04....	November 8, 1987	Lisbon
Guyana.....	Andrew Smith.....	2:25:02....	May 29, 2004	Louisville
Haiti.....	Dieudonné Lamothe..	2:14:22....	April 16, 1988	Gagny
Honduras.....	Clovis Morales.....	2:17:49....	April 24, 1977	Porz
Hong Kong.....	Ng Fai Yeung.....	2:24:51....	February 9, 1992	Shenzhen
Hungary.....	Csaba Szucs.....	2:12:10....	April 25, 1993	Paris
Iceland.....	Sigurdur Sigmundsson..	2:19:46....	September 29, 1985	West Berlin
India.....	Shivnath Singh.....	2:12:00....	May 28, 1978	Jullunder
Indonesia.....	Edwardus Nabunome..	2:19:18....	September 12, 1993	Jakarta
Iran.....	Hossein Behdouj.....	2:28:23....	August 22, 2002	Mashad
Iraq.....	Sadoun Nassir.....	2:21:54....	January 3, 1982	Baghdad
<b>Ireland</b> .....	<b>John Treacy</b> .....	<b>2:09:15</b>	<b>April 18, 1988</b>	<b>Boston</b>
Israel.....	Haile Satain.....	2:14:21....	October 26, 2003	Venice
Italy.....	Stefano Baldini.....	2:07:22....	April 23, 2006	London
Ivory Coast.....	Bassirima Soro.....	2:22:19....	February 2, 2003	Miami
Jamaica.....	Derrick Adamson.....	2:16:39....	November 25, 1984	Philadelphia
<b>Japan</b> .....	<b>Toshinari Takaoka</b> ..	<b>2:06:16</b>	<b>October 13, 2002</b>	<b>Chicago</b>
Jordan.....	Ahmed Al-Hamshari..	2:18:15....	December 10, 1989	Calvia
Kazakhstan.....	Nikolay Penzin.....	2:11:59....	September 3, 1978	Prague
<b>Kenya</b> .....	<b>Patrick Makau (KEN)</b>	<b>2:03:38</b>	<b>September 25, 2011</b>	<b>Berlin</b>
Kuwait.....	Ateya Soud Khalifa..	2:34:25....	December 17, 1978	Bangkok

\*not an independent nation

Bold = Set in World Marathon Major Event

## MEN'S NATIONAL RECORDS BY COUNTRY

Country/Territory	Name	Time	Date	Location
Kyrgyzstan.....	Satymkul Dzhumanazarov..	2:11:16....	May 24, 1980	Moscow
Laos.....	Sengkeo Sengsuritoay.....	2:50:54....	December 15, 2009	Vientiane
Latvia.....	Aleksandr Prokopcuka.....	2:15:56....	September 17, 1995	Karlsruhe
Lebanon.....	Hussein Awada.....	2:20:31....	November 7, 2010	Beirut
<b>Lesotho</b> .....	<b>Thabiso Moqhali</b> ....	<b>2:10:55</b>	<b>April 12, 1992</b>	<b>London</b>
Liberia.....	Nimley Twegbe.....	3:08:22....	May 19, 1985	Monrovia
Libya.....	Ali Zayed Mabrouk..	2:13:33....	November 23, 2008	Milan
Liechtenstein.....	Marcel Tschopp.....	2:24:11....	April 20, 2008	Vienna
Lithuania.....	Ceslovas Kundrotas..	2:12:35....	October 26, 1997	Frankfurt
Luxembourg.....	Justin Gloden.....	2:14:03....	May 19, 1985	Frankfurt
Macau.....	Lam Weng Hei.....	2:28:22....	June 5, 1994	Melbourne
Macedonia.....	Tre Martinovski.....	2:25:06....	September 17, 2000	Novi Sad
Madagascar.....	Jules Randrianarivelo..	2:17:14....	July 29, 1979	Moscow
Malawi.....	Smartex Tambala.....	2:17:18....	February 2, 1991	Las Vegas
Malaysia.....	Chan Yew Woo.....	2:28:36....	September 5, 2010	Montreal
Maldives.....	Hussain Haleem.....	2:45:03....	October 24, 1989	Islamabad
Mali.....	Siaka Sangare.....	2:34:16....	January 23, 2011	Bamako
Malta.....	Jonathan Balzan.....	2:26:29....	February 24, 2008	Sliema
Mauritania.....	Majid Toure.....	2:53:04....	April 15, 2007	Paris
Mauritius.....	Ajay Chuttoo.....	2:23:07....	July 9, 1995	Grand Baie
<b>Mexico</b> .....	<b>Andres Espinosa</b> ....	<b>2:07:19</b>	<b>April 18, 1994</b>	<b>Boston</b>
Micronesia.....	Elias Rodriguez.....	2:52:29....	July 14, 1990	San Antonio
Moldova.....	Iaroslav Musinschi..	2:08:32....	May 2, 2010	Düsseldorf
Monaco.....	Pierre Maccario.....	2:59:26....	March 23, 1989	Nice
<b>Mongolia</b> .....	<b>Ser-od Bat-Ochir</b> ....	<b>2:11:35</b>	<b>April 17, 2011</b>	<b>London</b>
Montenegro.....	Drago Music.....	2:24:18....	October 4, 1998	Podgorica
<b>Morocco</b> .....	<b>Jaouad Gharib</b> .....	<b>2:05:27</b>	<b>April 26, 2009</b>	<b>London</b>
Mozambique.....	Antonio Repinga.....	2:38:32....	June 1964	Bulawayo
Myanmar.....	Aung Soe Khin.....	2:19:57....	December 17, 1978	Bangkok
<b>Namibia</b> .....	<b>Lucketz Swartbooi</b> ..	<b>2:09:08</b>	<b>April 18, 1994</b>	<b>Boston</b>
Nepal.....	Baikuntha Manandhar..	2:15:03....	November 22, 1987	Calcutta
Netherlands.....	Kamiel Maase.....	2:08:21....	October 21, 2007	Amsterdam
New Caledonia.....	Alain Lazare.....	2:11:59....	February 12, 1984	Tokyo
<b>New Zealand</b> .....	<b>Rod Dixon</b> .....	<b>2:08:59</b>	<b>October 23, 1983</b>	<b>New York</b>
Nicaragua.....	William Aguirre.....	2:20:39....	January 13, 1990	Tegucigalpa

\*not an independent nation

Bold = Set in World Marathon Major Event

## MEN'S NATIONAL RECORDS BY COUNTRY

Country/Territory	Name	Time	Date	Location
Niger.....	Abdou Manzo.....	2:25:05....	October 2, 1988 .....	Seoul
Nigeria .....	Mohamed Abbas.....	2:16:06....	November 11, 1990.....	Lagos
Niue.....	Simpson Ikimau .....	3:30:00....	October 19, 1982 .....	Paliati
North Korea .....	Kim Jung-wong.....	2:10:50....	March 10, 1996.....	Pyongyang
Northern Ireland* .....	Greg Hannon.....	2:13:06....	May 12, 1979.....	Coventry
North Mariana Islands..	Yong Choi.....	2:55:31....	July 14, 1990 .....	Saipan
<b>Norway .....</b>	<b>Geir Kvernmo.....</b>	<b>2:10:17 ...</b>	<b>May 10, 1987 .....</b>	<b>London</b>
Oman .....	Awad Shabban Fateh .....	2:46:59....	October 2, 1988 .....	Seoul
Pakistan.....	Naseer Ahmad .....	2:14:11....	December 19, 2003 .....	Rawalpindi
Palestine* .....	Ihab Salama .....	2:29:28....	April 16, 2000 .....	Rotterdam
Panama .....	Juan Solis .....	2:22:51....	August 24, 1985.....	Panama City
Papua New Guinea ...	Tau John Tokwepota.....	2:28:13....	December 7, 1980.....	Honolulu
Paraguay.....	Eusebio Cardozo .....	2:18:00....	August 4, 1977.....	Asuncion
<b>Peru.....</b>	<b>Miguel Mallqui .....</b>	<b>2:11:36 ...</b>	<b>October 11, 1998 .....</b>	<b>Chicago</b>
Philippines.....	Eduardo Buenavista .....	2:18:44....	February 1, 2004.....	Oita
Poland .....	Grzegorz Gajdus .....	2:09:23....	October 12, 2003 .....	Eindhoven
<b>Portugal.....</b>	<b>Antonio Pinto .....</b>	<b>2:06:36 ...</b>	<b>April 16, 2000 .....</b>	<b>London</b>
Puerto Rico .....	Jorge Gonzales .....	2:12:43....	August 28, 1983.....	Caracas
Qatar .....	Mubarak Hassan Shami .....	2:07:19....	April 15, 2007 .....	Paris
Reunion Islands.....	Jean-Jacques Prianon .....	2:19:17....	May 1, 1977 .....	Val de Marne
Romania .....	Catalin Andreica.....	2:12:30....	September 3, 1978 .....	Prague
Russia .....	Aleksey Sokolov .....	2:09:07....	October 29, 2007 .....	Dublin
<b>Rwanda.....</b>	<b>Mathias Ntawulikura.....</b>	<b>2:09:55 ...</b>	<b>April 16, 2000 .....</b>	<b>London</b>
<b>St. Kitts &amp; Nevis .....</b>	<b>Jesse Mulcaire .....</b>	<b>2:38:48 ...</b>	<b>November 5, 1989 .....</b>	<b>New York</b>
St. Lucia .....	Zepherinus Joseph .....	2:16:06....	October 5, 2003 .....	St. Paul
<b>St. Pierre &amp; Miquelon ..</b>	<b>Claudio Arthur .....</b>	<b>2:26:43 ...</b>	<b>September 24, 1995... ..</b>	<b>Berlin</b>
St. Vincent .....	Pamenos Ballantyne.....	2:15:30....	January 26, 2003 .....	Port-of-Spain
Samoa.....	Amani Tapusoa.....	2:41:50....	March 22, 1969.....	Apia
San Marino .....	Gian Luigi Macina .....	2:21:19....	October 27, 1991 .....	Carpi
Sao Tomé.....	Mario Pitra .....	2:38:32....	June 29, 1980 .....	Brazzaville
Saudi Arabia .....	Abdullah Al-Sadiq .....	2:20:35....	September 30, 2001 .....	Budapest
<b>Scotland* .....</b>	<b>Allister Hutton .....</b>	<b>2:09:16 ...</b>	<b>April 21, 1985 .....</b>	<b>London</b>
Senegal .....	Cheikh Ndiaye.....	2:30:44....	March 17, 2002.....	Seoul
Serbia.....	Borislav Devic .....	2:13:57....	January 16, 1995 .....	Houston
Seychelles .....	Albert Marie .....	2:25:48....	October 23, 1988 .....	Victoria

\*not an independent nation

Bold = Set in World Marathon Major Event

## MEN'S NATIONAL RECORDS BY COUNTRY

Country/Territory	Name	Time	Date	Location
Sierra Leone .....	Mickael Motori Charles .....	2:40:27....	October 4, 2009 .....	Pomichet
Singapore .....	Murugiah Rameshon.....	2:24:22....	December 13, 1995 .....	Lamphun
<b>Slovakia .....</b>	<b>Robert Stefko .....</b>	<b>2:09:53 ...</b>	<b>April 26, 1998 .....</b>	<b>London</b>
Slovenia.....	Roman Kejzar.....	2:11:50....	March 26, 2000.....	Turin
Solomon Islands.....	Mackay Talasasa .....	2:36:16....	October 8, 1982 .....	Brisbane
Somalia .....	Ahmed Mohamed Ismail .....	2:17:24....	October 19, 1986 .....	Detroit
South Africa .....	Gert Thys .....	2:06:33....	February 14, 1999.....	Tokyo
South Korea.....	Lee Bong-ju .....	2:07:20....	February 13, 2000.....	Tokyo
Spain.....	Julio Rey .....	2:06:52....	April 23, 2006 .....	Hamburg
Sri Lanka .....	Lucian Rosa .....	2:14:31....	December 7, 1975.....	Fukuoka
Sudan.....	John Narat .....	2:19:51....	March 10, 1977.....	Khartoum
Suriname .....	Radjinder Patan .....	2:39:11....	November 27, 2005.....	Paramaribo
Swaziland .....	Richard Mabuza .....	2:12:55....	January 31, 1974 .....	Christchurch
Sweden.....	Kjell-Erik Stahl .....	2:10:38....	August 14, 1983.....	Helsinki
Switzerland .....	Viktor Röthlin .....	2:07:23....	February 17, 2008.....	Tokyo
Syria .....	Ahmed Saker .....	2:26:27....	December 6, 1985.....	Latakia
Tahiti.....	Jean-Louis Bounhoure .....	2:25:28....	August 7, 1983.....	Apia
Taiwan .....	Hsu Gisheng .....	2:14:35....	February 5, 1995.....	Oita
Tajikstan .....	Anatoliy Belogurov .....	2:18:40....	June 20, 1980 .....	Moscow
<b>Tanzania.....</b>	<b>Juma Ikangaa .....</b>	<b>2:08:01 ...</b>	<b>November 5, 1989 .....</b>	<b>New York</b>
	<b>Samson Ramadhani .....</b>	<b>2:08:01 ...</b>	<b>April 13, 2003 .....</b>	<b>London</b>
Thailand.....	Jirattikarn Boonma.....	2:19:33....	March 29, 1995.....	Chiangmai
Togo.....	Outcha Amewouho .....	2:30:17....	November 11, 1990.....	Lomé
Tonga.....	Matthew Kaea.....	2:58:51....	March 7, 2010.....	Napa Valley
Trinidad & Tobago.....	Ronnie Holassie .....	2:13:03....	April 29, 2001 .....	Cleveland
Tunisia .....	Tahar Mansouri .....	2:12:36....	January 14, 1996 .....	Marrakech
<b>Turkey .....</b>	<b>Mehmet Terzi .....</b>	<b>2:10:25 ...</b>	<b>May 10, 1987 .....</b>	<b>London</b>
Turkmenistan.....	Rashid Kakadzhnov .....	2:15:53....	October 5, 1980 .....	Uzhgorod
Uganda.....	Stephen Kiprotich .....	2:07:20....	April 17, 2011 .....	Enschede
Ukraine.....	Dmytro Baranovskiy .....	2:07:15....	December 3, 2006.....	Fukuoka
United Arab Emirates....	Jassim Abbas Ali .....	2:23:42....	January 11, 2002 .....	Dubai
<b>United States.....</b>	<b>Khalid Khannouchi .....</b>	<b>2:05:38 ...</b>	<b>April 14, 2002 .....</b>	<b>London</b>
<b>Uruguay .....</b>	<b>Nestor Garcia .....</b>	<b>2:12:48 ...</b>	<b>October 24, 1999 .....</b>	<b>Chicago</b>
Uzbekistan .....	Vladimir Beloborodov .....	2:13:28....	June 15, 1985 .....	Mogilev
Venezuela .....	Carlos Tarazona.....	2:11:25....	April 30, 2000 .....	Cleveland

\*not an independent nation

Bold = Set in World Marathon Major Event

## MEN'S NATIONAL RECORDS BY COUNTRY

Country/Territory	Name	Time	Date	Location
Vietnam	Nguyen Chi Dong	2:21:51	December 12, 2003	Hanoi
Virgin Islands	Calvin Dallas	2:27:23	May 22, 1988	Port-of-Spain
W New Guinea	Jacob Atarury	2:30:51	December 19, 1982	Wonogiri
Yemen	Mohamed Al Saadi	2:40:41	August 4, 1996	Atlanta
Zambia	Sebio Sikanyika	2:15:11	October 13, 1991	Eindhoven
Zimbabwe	Tendai Chimusasa	2:10:57	April 19, 1998	Hamburg

\*not an independent nation

Bold = Set in World Marathon Major Event

### Notes:

Botswana: Possible irregularities at Phikwe 2004. Alternate record 2:17:04, Tiapo Maso, March 5, 2000, Cape Town

Cape Verde Islands: On course with 110m drop, 2:17:39, Nelson Cruz, April 16, 2006, Lisbon

Cuba: Federation record, although maybe short. Alternate record 2:13:08, Radames Gonzalez, Dec. 11, 1998, Calvia

Ivory Coast: On course with 580m drop, 2:18:32, Soro, December 3, 2000, Tucson

Kenya: 2:03:02 by Geoffrey Mutai at Boston, April 18, 2011 with strong tailwind

Malaysia: 2:26:28 by Chan Yew Woo at St. George, October 3, 2009 on course with extreme downhill drop

Mexico: Strong tailwind at Boston 1994. Alternate record 2:08:30, Dionicio Ceron, April 2, 1995, London

Namibia: Strong tailwind at Boston 1994. Alternate record, 2:10:01, Lucketz Swartbooi, October 10, 1982, Swakopmund

Nepal: Federation record, although maybe short. Alternate record 2:19:38, Tika Banadur, December 24, 1995, Madras

North Korea: The federation record, although probable short course, is 2:09:26, Hyong Lijong, Oct. 19, 1983, Pyongyang

Serbia: On course with 137m drop, 2:12:40, Sreten Ninkovic, February 17, 2002, Austin

United States: 2:04:58 by Ryan Hall at Boston, April 18, 2011 with strong tailwind

## WOMEN'S NATIONAL RECORDS BY COUNTRY

### WOMEN'S NATIONAL RECORDS BY COUNTRY/TERRITORY

(as of September 26, 2011)

Country/Territory	Name	Time	Date	Location
Afghanistan	Layegha Hashemi	3:16:47	September 20, 2009	Sydney
Albania	Manushaque Taku	3:31:51	November 3, 1991	Khania
Algeria	Souad ait-Salem	2:25:08	March 18, 2007	Rome
Andorra	Cristina Bres	4:46:05	October 7, 2000	Santander
<b>Antilles Netherlands</b>	<b>Nel Geerings</b>	<b>3:43:27</b>	<b>April 15, 1991</b>	<b>Boston</b>
Argentina	Griselda Gonzalez	2:30:32	May 11, 1997	Turin
Armenia	Alexa Babakhanian	2:56:57	August 12, 2001	Edmonton
Aruba	Cornelia Melis	2:53:24	September 23, 1988	Seoul
<b>Australia</b>	<b>Benita Johnson</b>	<b>2:22:36</b>	<b>October 22, 2006</b>	<b>Chicago</b>
Austria	Andrea Mayr	2:30:43	April 19, 2009	Vienna
Azerbaijan	Gulnara Mammadova	2:44:45	May 10, 2009	Prague
Bahamas	Giselle Pyfrom	2:54:37	December 16, 1995	Jacksonville
Bahrain	Lishan Dula	2:26:56	April 10, 2011	Rotterdam
Barbados	Caroline Morrat	3:06:07	June 7, 1987	Port-of-Spain
Belarus	Madina Biktagirova	2:26:23	March 1, 1992	Los Angeles
Belgium	Marleen Renders	2:23:05	April 7, 2002	Paris
Belize	Melissa Henderson	3:05:13	January 15, 2006	Houston
Benin	Rose Barthelemy Favi	3:32:22	October 26, 2008	Venice
Bermuda	Deborah Butterfield	2:54:18	January 14, 1990	Hamilton
Bhutan	Tshering Wangmo	4:54:53	November 13, 2002	Thimphu
Bolivia	Sonia Calizaya	2:45:05	November 4, 2007	Buenos Aires
Bosnia Herzegovina	Lucia Kimani	2:35:47	August 17, 2008	Beijing
Botswana	Onkemetse Solotata	2:51:32	February 10, 2008	Durban
<b>Brazil</b>	<b>Carmen de Oliveira</b>	<b>2:27:41</b>	<b>April 18, 1994</b>	<b>Boston</b>
Bulgaria	Galina Goranova	2:35:02	January 21, 1996	Houston
Burkina Faso	Nicole Badolo	4:00:37	May 29, 2010	Ouagadougou
Burundi	Diane Nukuri	2:33:47	March 20, 2011	Los Angeles
Cambodia	Nary Ly	3:03:01	April 10, 2011	Paris
<b>Cameroon</b>	<b>Immaculate Tari Wingo</b>	<b>2:58:47</b>	<b>April 21, 2008</b>	<b>Boston</b>
Canada	Sylvia Ruegger	2:28:36	January 6, 1985	Houston
Cape Verde Islands	Sonia Lopes	2:58:00	April 27, 2003	Padua

\*not an independent nation

Bold = Set in World Marathon Major Event

## WOMEN'S NATIONAL RECORDS BY COUNTRY

Country/Territory	Name	Time	Date	Location
Cayman Islands .....	Michele Bush-Cuke .	2:37:41...	December 8, 1991.....	Sacramento
Central Africa .....	Virginie Gloum .....	3:28:41....	July 11, 1994 .....	Bondoufle
Chile.....	Erika Oliveira.....	2:32:23....	April 18, 1999 .....	Rotterdam
China.....	Sun Yingjie .....	2:19:39....	October 19, 2003.....	Beijing
Colombia .....	Erika Abril .....	2:35:01....	April 3, 2011 .....	Santiago
Comoros.....	Zalifa Ali.....	3:56:54....	July 22, 2001 .....	Ottawa
Congo .....	Ida-Brunelle Kiyindou..	3:20:56....	April 4, 2004 .....	Paris
Congo, Democratic Rep ..	Kungu Bakombo .....	3:29:10....	August 1, 1992.....	Barcelona
Cook Islands.....	Kiki Atonia.....	3:32:33....	May 3, 1980.....	Rarotonga
Costa Rica .....	Gabriela Trana Trigueros...	2:43:27....	April 10, 2011 .....	Paris
Croatia.....	Lisa Stubic .....	2:30:46....	April 10, 2011 .....	Linz
Cuba.....	Emperatriz Wilson.....	2:36:35....	December 13, 1992 .....	Caracas
Cyprus .....	Andri Avraam .....	2:39:19....	January 31, 1990 .....	Auckland
<b>Czech Republic .....</b>	<b>Alena Peterkova.....</b>	<b>2:25:19 .....</b>	<b>April 18, 1994 .....</b>	<b>Boston</b>
<b>Denmark .....</b>	<b>Dorthe Rasmussen .....</b>	<b>2:29:34 .....</b>	<b>April 23, 1989 .....</b>	<b>London</b>
Dominican Republic..	Sandra Natal.....	2:46:46....	October 29, 1995.....	Frankfurt
East Timor.....	Aquida Amaral .....	3:03:53....	December 12, 2003 .....	Hanoi
<b>Ecuador .....</b>	<b>Martha Tenorio .....</b>	<b>2:27:58 .....</b>	<b>April 19, 1999 .....</b>	<b>Boston</b>
Egypt.....	Mona Mahmoud.....	3:36:56....	October 8, 2004 .....	Alexandria
El Salvador .....	Kriscia Lorena Garcia..	2:49:34....	May 15, 1988.....	San Salvador
Eritrea.....	Nebiat Habtemariam ..	2:32:04....	April 27, 2008.....	Hamburg
Estonia .....	Jane Salumae .....	2:27:04....	May 11, 1997.....	Turin
<b>Ethiopia .....</b>	<b>Berhane Adere.....</b>	<b>2:20:42 .....</b>	<b>October 22, 2006 .....</b>	<b>Chicago</b>
Faroe Island.....	Rigmor Arge .....	3:13:23....	October 28, 2006 .....	Frederikstad
Fiji .....	Anasa Navavia .....	5:06:22....	September, 1984.....	Suva
<b>Finland .....</b>	<b>Ritva Lemittinen .....</b>	<b>2:28:00 .....</b>	<b>April 2, 1995 .....</b>	<b>London</b>
France .....	Christelle Daunay ....	2:24:22....	April 11, 2010 .....	Paris
French Polynesia .....	Sophie Gardon.....	2:52:29....	February 12, 2005.....	Moorea
Gabon .....	Josiane Abougone ...	2:49:14....	April 9, 2000 .....	Paris
<b>Germany .....</b>	<b>Irina Mikitenko.....</b>	<b>2:19:19 .....</b>	<b>September 28, 2008... ..</b>	<b>Berlin</b>
Ghana .....	Millicent Boadi.....	2:44:44....	September 24, 2005 .....	Accra
Gibraltar .....	Christine Haveland ..	3:56:36....	February 14, 2010.....	Gibraltar
<b>Great Britain/England* ..</b>	<b>Paula Radcliffe.....</b>	<b>2:15:25 .....</b>	<b>April 13, 2003 .....</b>	<b>London</b>
Greece.....	Maria Polizou .....	2:33:40....	August 23, 1998.....	Budapest
Greenland.....	Elisa-Laura Agtagkat...3:11:12....	July 21, 2001 .....		Nuuk

\*not an independent nation

Bold = Set in World Marathon Major Event

## WOMEN'S NATIONAL RECORDS BY COUNTRY

Country/Territory	Name	Time	Date	Location
<b>Grenada.....</b>	<b>Jennifer Boca .....</b>	<b>3:22:40 .....</b>	<b>November 4, 1990 .....</b>	<b>New York</b>
Guam .....	Jen Alred .....	2:59:43....	February 29, 1992.....	Pensacola
Guatemala.....	Dina Cruz Velasquez ...	2:49:39....	January 30, 2011 .....	Miami
Guinea.....	Aida Diallo-Camara .3:20:11....	November 23, 2003.....		Carqueiranne
Guyana .....	Adibime Charles.....	3:01:08....	January 30, 2000 .....	Port-of-Spain
Haiti.....	Annie Lolagne .....	3:43:13....	January 25, 2009 .....	Miami
Honduras.....	Magda Castillo .....	2:57:17....	August 12, 2001.....	Edmonton
Hong Kong.....	Maggie Chan.....	2:37:53....	November 9, 2002.....	Richmond
Hungary.....	Aniko Kalovics.....	2:26:43....	October 15, 2006.....	Carpi
<b>Iceland .....</b>	<b>Martha Ernstdottir.....</b>	<b>2:35:15 .....</b>	<b>September 26, 1999... ..</b>	<b>Berlin</b>
India.....	Vally Sathyabhama..	2:38:10....	December 21, 1995 .....	Madras
Indonesia.....	Triyaningsih .....	2:31:49....	November 27, 2010.....	Guangzhou
Iran.....	Sadaf Sehati.....	3:25:02....	March 6, 2005.....	Los Angeles
Ireland .....	Catherina McKiernan..	2:22:23....	November 1, 1998.....	Amsterdam
Israel .....	Nili Avramski .....	2:36:36....	April 4, 2004 .....	Paris
Italy .....	Maura Viceconte .....	2:23:47....	May 21, 2000.....	Vienna
Jamaica .....	Jill Vincent.....	3:08:47....	June 4, 2000 .....	San Diego
Japan .....	Mizuki Noguchi.....	2:19:12....	September 25, 2005 .....	Berlin
Jordan.....	Badia Eskandar.....	3:37:30....	April 11, 2010 .....	Paris
Kazakhstan .....	Zoya Ivanova .....	2:27:57....	November 15, 1987.....	Tokyo
<b>Kenya .....</b>	<b>Catherine Ndereba .....</b>	<b>2:18:47 .....</b>	<b>October 7, 2001 .....</b>	<b>Chicago</b>
Kuwait .....	Ghada Khalif.....	5:55:13....	November 14, 2004.....	Baltimore
<b>Kyrgyzstan .....</b>	<b>Irina Bogacheva.....</b>	<b>2:26:27 .....</b>	<b>April 17, 2000 .....</b>	<b>Boston</b>
Laos .....	Sirivanh Ketavong...3:25:16....	July 28, 1996 .....		Atlanta
Latvia.....	Jelena Prokopcuka ..	2:22:56....	January 30, 2005 .....	Osaka
Lebanon .....	Marie Bejjani-El Amm .	3:07:54....	April 5, 2009 .....	Rotterdam
Lesotho.....	Mamorallo Tjoka.....	2:39:38....	February 10, 2008.....	Durban
<b>Liberia .....</b>	<b>Monique Maddy.....</b>	<b>2:50:10 .....</b>	<b>April 15, 2002 .....</b>	<b>Boston</b>
Liechtenstein .....	Nicole Klinger.....	2:51:46....	March 9, 2008.....	Kandel
Lithuania.....	Zivile Balciunaite .....	2:25:15....	November 20, 2005.....	Tokyo
Luxembourg.....	Daniele Kaber .....	2:29:23....	September 23, 1988 .....	Seoul
Macau .....	Hoi Long .....	3:06:51....	December 5, 2010.....	Macau
Macedonia.....	Katerina Dimovska ..	3:21:19....	May 11, 2008.....	Skopje
Madagascar.....	Clarisse Rasoarizay .	2:38:21....	September 6, 2003 .....	Bambous
Malawi .....	Lucia Chandamale ..	3:16:24....	July 26, 2003 .....	Blantyre

\*not an independent nation

Bold = Set in World Marathon Major Event

## WOMEN'S NATIONAL RECORDS BY COUNTRY

Country/Territory	Name	Time	Date	Location
Malaysia	Yuan Yufang	2:49:28	April 30, 2000	Kuala Lumpur
Maldives	Zuleikha Ali	3:48:11	December 29, 2007	Malé
Mali	Yonica Begni	5:04:08	January 26, 2009	Marrakech
Malta	Carol Galea	2:36:52	December 1, 1996	Florence
Mauritius	Maryse Justin	2:48:40	April 10, 1988	Canberra
<b>Mexico</b>	<b>Madai Perez</b>	<b>2:22:59</b>	<b>October 22, 2006</b>	<b>Chicago</b>
Moldova	Tatyana Zuyeva	2:31:00	October 27, 1991	Carpi
Monaco	Adrienne Pastorelly	3:35:39	January 12, 1992	Marrakech
Mongolia	Luvсанkhундэг Otгонбаяр	2:39:50	May 8, 2011	Prague
Montenegro	Sladjana Pejovic	2:53:15	May 8, 2011	Skopje
Morocco	Zhor El Kamch	2:26:10	April 4, 2004	Rotterdam
Myanmar	Pa Pa	2:38:42	April 13, 2004	Kangon
Namibia	Beata Naigambo	2:31:01	October 11, 2009	Eindhoven
<b>Nepal</b>	<b>Nirmal Bharati</b>	<b>2:58:41</b>	<b>September 24, 2006</b>	<b>Berlin</b>
<b>Netherlands</b>	<b>Lornah Kiplagat</b>	<b>2:23:43</b>	<b>November 2, 2003</b>	<b>New York</b>
New Caledonia*	Nadia Prasad	2:29:48	March 5, 1995	Los Angeles
<b>New Zealand</b>	<b>Kim Smith</b>	<b>2:25:21</b>	<b>April 25, 2010</b>	<b>London</b>
Nicaragua	Maria Ocon	3:13:31	January 11, 1990	Tegucigalpa
Nigeria	Mary Akor	2:40:37	April 3, 2004	St Louis
North Korea	Ham Bong-sil	2:25:31	August 31, 2003	St Denis
Northern Ireland*	Moira O'Neill	2:37:06	October 31, 1988	Dublin
Northern Mariana Islands	Mamiko Berger	3:16:14	March 6, 2010	Saipan
<b>Norway</b>	<b>Ingrid Kristiansen</b>	<b>2:21:06</b>	<b>April 21, 1985</b>	<b>London</b>
Pakistan	Sadia Parveen	4:12:36	February 24, 2002	Hong Kong
Palau	Krista Callinan	3:58:03	April 8, 2006	Koror
Panama	Gilda Mendez	3:04:58	March 5, 1995	Los Angeles
Papua New Guinea	Rosemary Turare	3:41:14	November 13, 1994	Goroka
Paraguay	Carmen Patricia Martinez	2:55:11	August 7, 2011	Asuncion
Peru	Gladys Tejada	2:32:32	March 20, 2011	Seoul
Philippines	Christabel Martes	2:38:44	July 24, 2005	Manila
<b>Poland</b>	<b>Wanda Panfil</b>	<b>2:24:18</b>	<b>April 15, 1991</b>	<b>Boston</b>
<b>Portugal</b>	<b>Rosa Mota</b>	<b>2:23:29</b>	<b>October 20, 1985</b>	<b>Chicago</b>
<b>Puerto Rico</b>	<b>Yolanda Mercado</b>	<b>2:44:58</b>	<b>April 22, 2007</b>	<b>London</b>
Reunion Islands *	Chantal Dallenbach	2:28:27	April 7, 2002	Paris
<b>Romania</b>	<b>Constantina Tomescu-Dita</b>	<b>2:21:30</b>	<b>October 9, 2005</b>	<b>Chicago</b>

\*not an independent nation

Bold = Set in World Marathon Major Event

## WOMEN'S NATIONAL RECORDS BY COUNTRY

Country/Territory	Name	Time	Date	Location
<b>Russia</b>	<b>Liliya Shubokhova</b>	<b>2:20:15</b>	<b>April 17, 2011</b>	<b>London</b>
<b>Rwanda</b>	<b>Epiphanie Nyirabarame</b>	<b>2:33:59</b>	<b>August 23, 2009</b>	<b>Berlin</b>
<b>St. Lucia</b>	<b>Lizette Ward</b>	<b>4:35:26</b>	<b>November 7, 2010</b>	<b>New York</b>
<b>St. Pierre &amp; Miquelon</b>	<b>Ursula Delcourt</b>	<b>3:50:45</b>	<b>October 9, 2005</b>	<b>Chicago</b>
St. Vincent	Adelaide Carrington	3:18:44	January 26, 2003	Port-of-Spain
Saudi Arabia	Reema Al-Jawiny	3:58:47	January 21, 2011	Dubai
San Marino	Amy Cesaretti	3:10:00	May 1, 1983	Ravenna
<b>Scotland*</b>	<b>Liz McColgan</b>	<b>2:26:52</b>	<b>April 13, 1997</b>	<b>London</b>
Senegal	Marianne Diouf	5:16:00	1988	Dakar
Serbia	Olivera Jevtic	2:25:23	April 13, 2003	Rotterdam
Seychelles	Simone Jaffa	3:30:19	February 15, 2009	Beau Vallon Beach
Singapore	Yvonne Danson Tan	2:34:41	December 13, 1995	Lamphun
Slovakia	Ludmila Melicherova	2:33:19	April 22, 1990	Vienna
Slovenia	Helena Javornik	2:27:33	October 17, 2004	Amsterdam
Somalia	Lelia Ismail	4:58:20	January 16, 2009	Dubai
<b>South Africa</b>	<b>Elena Meyer</b>	<b>2:25:15</b>	<b>April 18, 1994</b>	<b>Boston</b>
South Korea	Kwon Eun-joo	2:26:12	October 26, 1997	Chunchon
Spain	Ana Isabel Alonso	2:26:51	October 15, 1995	San Sebastian
Sri Lanka	Kande Gamaralalage	2:51:00	October 15, 2006	Beijing
Sudan	Ali Abdelhadiri Mashaer	3:29:44	March 31, 2007	Xiamen
Suriname	Irene Tijndal	3:57:59	November 21, 2009	Paramaribo
Swaziland	Priscilla Mamba	3:00:42	February 9, 2002	Secunda
Sweden	Isabella Andersson	2:23:41	January 21, 2011	Dubai
<b>Switzerland</b>	<b>Franziska Moser</b>	<b>2:25:51</b>	<b>April 19, 1999</b>	<b>Boston</b>
Taiwan	Hsu Yu-Fang	2:39:53	March 27, 2004	Xiamen
Tajikistan	Gulsara Dadabayeva	2:39:03	October 26, 2003	Ljubljana
Tanzania	Banuela Mrashani	2:24:59	November 17, 2002	Tokyo
Thailand	Sunisa Pechpongprai	2:42:39	December 6, 1998	Bangkok
Trinidad	Cyrelene Nero	3:05:00	January 30, 2000	Port-of-Spain
Tunisia	Sonia Agoun	2:43:41	April 20, 1997	Rotterdam
Turkey	Mehtap Dogan	2:31:13	November 5, 2006	Istanbul
Turkmenistan	Tamara Tongush	2:57:36	December 5, 1985	Ashkhabad
Uganda	Jane Suuto	2:40:31	April 19, 2009	Annecy
Ukraine	Tatyana Hladyr	2:25:44	March 26, 2006	Rome
<b>United States</b>	<b>Deena Kastor</b>	<b>2:19:36</b>	<b>April 23, 2006</b>	<b>London</b>

\*not an independent nation

Bold = Set in World Marathon Major Event

## WOMEN'S NATIONAL RECORDS BY COUNTRY

Country/Territory	Name	Time	Date	Location
Uruguay .....	Merceditas Cuevas..	2:57:49...	April 20, 2003 .....	Santa Rosa
Uzbekistan .....	Nadezhda Usmanova..	2:30:36....	October 7, 1984 .....	Vilnius
Venezuela .....	Elisabeth Oberli-Schuh .	2:36:17....	May 13, 1984.....	Frankfurt
Vietnam .....	Pham Thi Hien.....	2:48:34....	December 9, 2007.....	Nakhon Rachasema
Virgin Islands .....	Lisha Hamilton.....	2:43:59....	June 6, 2004 .....	San Diego
Wales* .....	Susan Tooby.....	2:31:33....	September 23, 1988 ....	Seoul
Western Samoa .....	Mele Steiner .....	3:11:58....	November 22, 1981.....	Auckland
Zambia .....	Lizzie Chansa .....	3:08:39....	December 4, 2005.....	Singapore
Zimbabwe .....	Thabita Tsatsa .....	2:29:20....	March 16, 2008.....	Seoul

\*not an independent nation

**Bold** = Set in World Marathon Major Event

### Notes:

*Brazil: Strong tailwinds at Boston 1994 Alternate record 2:29:34, de Oliveira, March 10, 1996 Nagoya*

*Czech Republic: Strong tailwinds at Boston 1994 Alternate record 2:27:00, Peterkova, April 29, 1995, Pardubice*

*Hong Kong: On course with 184m drop, 2:35:49, Roper Chan, April 24, 2004, Salt Lake City*

*South Africa: Strong tailwinds at Boston 1994 Alternate record 2:26:35, Colleen De Reuck, Sept 29, 1996, Berlin*

*Swaziland: On course with 485m drop, 2:56:24, Mamba, March 19, 2005, Ngodwana*

## MARATHON WORLD RECORD PROGRESSION

### MARATHON WORLD RECORD PROGRESSION

(as of September 26, 2011)

#### Men

Time	Name (Country)	Date	Location
<b>2:03:38</b> .....	<b>Patrick Makau (KEN)</b> .....	<b>September 25, 2011</b> .....	<b>Berlin</b>
<b>2:03:59</b> .....	<b>Haile Gebrselassie (ETH)</b> .....	<b>September 28, 2008</b> .....	<b>Berlin</b>
<b>2:04:26</b> .....	<b>Haile Gebrselassie - 2</b> .....	<b>September 30, 2007</b> .....	<b>Berlin</b>
<b>2:04:55</b> .....	<b>Paul Tergat (KEN)</b> .....	<b>September 28, 2003</b> .....	<b>Berlin</b>
<b>2:05:38</b> .....	<b>Khalid Khannouchi (USA)</b> .....	<b>April 14, 2002</b> .....	<b>London</b>
<b>2:05:42</b> .....	<b>Khalid Khannouchi - 2 (MAR)</b> ....	<b>October 24, 1999</b> .....	<b>Chicago</b>
<b>2:06:05</b> .....	<b>Ronaldo da Costa (BRA)</b> .....	<b>September 20, 1998</b> .....	<b>Berlin</b>
2:06:50.....	Belayneh Dinsamo (ETH).....	April 17, 1988 .....	Rotterdam
2:07:12.....	Carlos Lopes (POR).....	April 20, 1985 .....	Rotterdam
<b>2:08:05</b> .....	<b>Steve Jones (GBR)</b> .....	<b>October 21, 1984</b> .....	<b>Chicago</b>
2:08:18.....	Rob De Castella (AUS) .....	December 6, 1981.....	Fukuoka
2:09:01.....	Gerard Nijboer (NED) .....	April 26, 1980 .....	Amsterdam
2:09:06.....	Shigeru So (JPN).....	February 5, 1978 .....	Beppu
2:09:12.....	Ian Thompson (ENG) .....	January 31, 1974 .....	Christchurch
2:09:29.....	Ronald Hill (ENG).....	July 23, 1970.....	Edinburgh
2:09:37.....	Derek Clayton (AUS).....	December 3, 1967.....	Fukuoka
2:12:12.....	Abebe Bikila (ETH) .....	October 21, 1964 .....	Tokyo
2:14:43.....	Brian Leonard Kilby (ENG).....	July 6, 1963.....	Port Talbot
2:15:15.....	Toru Terasawa (JAP).....	February 17, 1963 .....	Beppu
2:15:17.....	Abebe Bikila - 2 .....	September 10, 1960.....	Rome
2:15:18.....	Sergey Popov (RUS) .....	August 24, 1958 .....	Stockholm
2:18:04.....	Paavo Kotila (FIN) .....	August 12, 1956 .....	Pieksamaki
2:18:35.....	James Peters (ENG).....	October 4, 1953 .....	Turku
2:18:41.....	James Peters - 2 .....	June 13, 1953 .....	Windsor
2:20:43.....	James Peters - 3 .....	June 14, 1952 .....	Windsor
2:26:14.....	Kee-Chung Sohn (KOR) .....	March 21, 1935.....	Tokyo
2:30:58.....	Harry Payne (GBR) .....	July 5, 1929.....	Stamford Bridge
2:32:35.....	Hannes Kolehmainen (FIN) .....	August 22, 1920 .....	Antwerp
2:36:07.....	Alexis Ahlgren (SWE) .....	May 31, 1913 .....	Stamford Bridge

*Bold font* = Set at World Marathon Major event

*Note: The following progression lists reflect only records recognized by ARRS. Top times that are not record eligible are listed in the Top 100 All Time Performance Lists earlier in this section.*

## MARATHON WORLD RECORD PROGRESSION

### Men's World Record Split Times

#### Patrick Makau (KEN)

September 25, 2011 - Berlin

5K .....	14:37	1 <sup>st</sup> Half .....	1:01:44
10K .....	29:17	2 <sup>nd</sup> Half .....	1:01:54
15K .....	43:52		
20K .....	58:30		
25K .....	1:13:18		
30K .....	1:28:38		
35K .....	1:42:16		
40K .....	1:57:15		

### Women

Time	Name (Country)	Date	Location
------	----------------	------	----------

<b>2:15:25</b> .....	<b>Paula Radcliffe (GBR)</b> .....	<b>April 13, 2003</b> .....	<b>London</b>
<b>2:17:18</b> .....	<b>Paula Radcliffe - 2</b> .....	<b>October 13, 2002</b> .....	<b>Chicago</b>
<b>2:18:47</b> .....	<b>Catherine Ndereba (KEN)</b> .....	<b>October 7, 2001</b> .....	<b>Chicago</b>
<b>2:19:46</b> .....	<b>Naoko Takahashi (JPN)</b> .....	<b>September 30, 2001</b> .....	<b>Berlin</b>
<b>2:20:43</b> .....	<b>Tegla Loroupe (KEN)</b> .....	<b>September 26, 1999</b> .....	<b>Berlin</b>
2:20:47 .....	Tegla Loroupe - 2 .....	April 19, 1998 .....	Rotterdam
<b>2:21:06</b> .....	<b>Ingrid Kristiansen (NOR)</b> .....	<b>April 21, 1985</b> .....	<b>London</b>
<b>2:24:26</b> .....	<b>Ingrid Kristiansen - 2</b> .....	<b>May 13, 1984</b> .....	<b>London</b>
<b>2:25:28</b> .....	<b>Grete Waitz (NOR)</b> .....	<b>April 17, 1983</b> .....	<b>London</b>
2:26.12 .....	Joan Samuelson (USA).....	September 12, 1982.....	Eugene
2:29.01 .....	Charlette Teske (GER).....	January 16, 1982 .....	Miami
<b>2:29:57</b> .....	<b>Smith - 2</b> .....	<b>March 29, 1981</b> .....	<b>London</b>
2:30:27 .....	Joyce Smith (ENG) .....	November 16, 1980.....	Tokyo
2:30:57 .....	Patti Catalano (USA) .....	September 6, 1980.....	Montreal
2:31:23 .....	Joan Samuelson (USA).....	February 3, 1980.....	Auckland
<b>2:34:47</b> .....	<b>Christa Vahlensieck - 2</b> .....	<b>September 10, 1977</b> .....	<b>Berlin</b>
2:38:19 .....	Jacqueline Hansen - 2.....	October 12, 1975 .....	Eugene
2:40:15 .....	Christa Vahlensieck (GER) .....	May 3, 1975 .....	Dulmen
2:43:54 .....	Jacqueline Hansen (USA) .....	December 1, 1974.....	Culver City
2:46:24 .....	Chantal Langlace (FRA).....	October 27, 1974 .....	Neuf Brisach
2:46:37 .....	Michiko Gorman (USA).....	December 2, 1973.....	Culver City
2:49:40 .....	Cheryl Flanagan (USA) .....	December 5, 1971.....	Culver City
<b>2:55:22</b> .....	<b>Elizabeth Bonner - 2</b> .....	<b>September 19, 1971</b> .....	<b>New York</b>

*Bold font = Set at World Marathon Major event*

## MARATHON WORLD RECORD PROGRESSION

Time	Name (Country)	Date	Location
3:01:42 .....	Elizabeth Bonner (USA).....	May 9, 1971 .....	Philadelphia
3:02:53 .....	Caroline Walker (USA) .....	February 28, 1970 .....	Seaside
3:07:26 .....	Anni Pede-Erdkamp (GER).....	September 16, 1967.....	Waldniel
3:14:22 .....	Maureen Wilson (CAN) .....	May 6, 1967 .....	Toronto
3:27:45 .....	Dale Greig (SCO).....	May 23, 1964 .....	Ryde
3:40:22 .....	Violet Piercy (ENG).....	May 29, 1926 .....	Chiswick
5:40 .....	Marie-Louise Ledru (FRA).....	September 29, 1918.....	Paris

*Bold font = Set at World Marathon Major events*

*Note: The 3:19:33 by Milred Sampson (NZL) on August 16, 1964 at Auckland NZL was a time trial.*

### Women's World Record Split Times

#### Paula Radcliffe (GBR)

April 13, 2003 - London

5K .....	15:48 e	1 <sup>st</sup> Half .....	1:08:02
10K .....	32:01	2 <sup>nd</sup> Half.....	1:07:23
15K .....	48:16 e		
20K .....	1:04:28		
25K .....	1:20:35 e		
30K .....	1:36:36		
35K .....	1:52:33 e		
40K .....	2:08:29		

*Note: Official splits only available at each 10K and halfway*

*e = estimated time from mile splits*

AMERICAN MARATHON RECORD PROGRESSION

(As of September 26, 2011)

Men

Time	Name (State)	Date	Location
<b>2:05:37</b>	<b>Khalid Khannouchi - 2</b>	<b>April 14, 2002</b>	<b>London</b>
<b>2:07:01</b>	<b>Khalid Khannouchi (NY)</b>	<b>October 22, 2000</b>	<b>Chicago</b>
2:09:21	Alberto Salazar - 3	December 4, 1983	Fukuoka
2:10:08	Alberto Salazar - 2	April 9, 1983	Rotterdam
2:10:20	Tony Sandoval (NM)	September 9, 1979	Eugene
2:10:20	Jeff Wells (TX)	September 9, 1979	Eugene
2:10:30	Frank Shorter (CO)	December 3, 1972	Fukuoka
2:11:35	Ken Moore - 2	December 6, 1970	Fukuoka
2:13:27	Ken Moore (OR)	December 7, 1969	Fukuoka
2:14:28	Amby Burfoot (CT)	December 8, 1968	Fukuoka
2:15:09	Leonard Edelen - 2	October 13, 1963	Kosice
2:18:56	Leonard Edelen	December 2, 1962	Fukuoka
2:20:55	John J Kelley - 2	October 11, 1958	Jersey City
2:31:12	Nicholas Costes (AL)	May 22, 1955	Yonkers
2:31:27	Leslie Pawson (RI)	May 30, 1941	Salisbury Beach
2:33:45	Pat Dengis - 2	November 12, 1939	Yonkers
2:36:04	Joie Ray (IL)	August 5, 1928	Amsterdam
2:37:45	Schou Christiansen (IL)	April 4, 1925	Detroit
2:41:30	Joseph Organ (USA)	August 22, 1920	Antwerp
2:49:18	Mike Ryan (NY)	May 24, 1910	Hamilton

*Bold font = Set at World Marathon Major event*

Women

Time	Name (State)	Date	Location
<b>2:19:36</b>	<b>Deena Kastor - 2</b>	<b>April 23, 2006</b>	<b>London</b>
<b>2:21:15</b>	<b>Deena Kastor (CA)</b>	<b>April 13 2003</b>	<b>London</b>
<b>2:21:21</b>	<b>Joan Samuelson - 4</b>	<b>October 20, 1985</b>	<b>Chicago</b>
2:26:12	Joan Samuelson - 3	September 12, 1982	Eugene
2:30:57	Patti Catalano (VT)	September 6, 1980	Montreal
2:31:23	Joan Samuelson - 2	February 3, 1980	Auckland
2:35:41	Joan Samuelson (ME)	September 9, 1979	Eugene
2:36:23	Julie Brown (CA)	September 10, 1978	Eugene
2:37:57	Kim Merritt (WI)	September 11, 1977	Eugene

Time	Name (State)	Date	Location
2:38:19	Jacqueline Hansen - 2	October 12, 1975	Eugene
2:43:54	Jacqueline Hansen (CA)	December 1, 1974	Culver City
2:46:37	Michiko Gorman (CA)	December 2, 1973	Culver City
2:49:40	Cheryl Flanagan (MI)	December 5, 1971	Culver City
<b>2:55:22</b>	<b>Elizabeth Bonner - 2</b>	<b>September 19, 1971</b>	<b>New York</b>
3:01:42	Elizabeth Bonner	May 9, 1971	Philadelphia
3:07:10	Sara Mae Berman - 2	October 25, 1970	Atlantic City
3:16:02	Nina Kuscsik (NY)	May 17, 1970	Yonkers
3:21:19	Sara Mae Berman (MA)	September 28, 1969	Atlantic City
3:57:49	Susan Morse (PA)	December 3, 1967	Philadelphia
3:57:51	Lyn Carman (CA)	October 2, 1966	Santa Barbara
5:24	Debbie Haines (AK)	September 24, 1966	Fairbanks
6:08	Gail Bakken (AK)	September 21, 1963	Fairbanks

*Bold font = Set at World Marathon Major event*

Under Four ½ Hours

There are 13 races in the world with the distinction of having men's and women's course records that tally up to less than four and a half hours. The Bank of America Chicago Marathon's combined course records of 2:05:41 and 2:17 rank third behind only the London and Berlin Marathons. Here is a look at the top five:

4:20:04 London	2:04:40 Samuel Wanjiru	2:15:24 Paula Radcliffe
4:22:50 Berlin	2:03:38 Parick Makau	2:19:12 Mizuki Noguchi
4:22:59 Chicago	2:05:41 Samuel Wanjiru	2:17:17 Paula Radcliffe
4:23:45 Boston	2:03:02 Robert Kiprono Cheruiyot	2:20:43 Margaret Okayo
4:25:13 Rotterdam	2:04:26 Duncan Kibet	2:20:47 Tegla Loroupe

Chicago also ranks second for the lowest combined men's and women's times in the same year:

4:23:11 Berlin 2008	2:03:59 + 2:19:12	Gebreselasie and Noguchi
4:23:14 Chicago 2002	2:05:56 + 2:17:18	Khannouchi and Radcliffe
4:23:21 London 2003	2:07:56 + 2:15:25	Abera and Radcliffe
4:23:59 London 2011	2:04:40 + 2:19:19	Mutai and Keitany

LET'S RUN  
TOGETHER





# WORLD MARATHON MAJORS

**LET'S RUN TOGETHER**

October 9, 2011



**WORLD MARATHON MAJORS**  
BOSTON LONDON BERLIN CHICAGO NEW YORK

**WORLD MARATHON MAJORS**

World Marathon Majors: How it Works..... 210  
 Scoring System..... 212  
 Series Schedule..... 213  
 Event Histories..... 214  
 2010 - 2011 Men’s Leaderboard..... 219  
 2010 - 2011 Women’s Leaderboard ..... 223  
 2011 - 2012 Men’s Leaderboard..... 227  
 2011 - 2012 Women’s Leaderboard ..... 230  
 2010 - 2011 WMM Series Scenarios..... 232  
 2010-11 Series Results..... 233  
 Statistics..... 237

### WORLD MARATHON MAJORS: HOW IT WORKS

The World Marathon Majors is a series consisting of five of the largest and most renowned marathons in the world: Boston Marathon, Virgin London Marathon, BMW Berlin Marathon, Bank of America Chicago Marathon and ING New York City Marathon. In creating the World Marathon Majors, the organizers of these five races recognized an opportunity to advance the sport, raise awareness of its athletes and increase the level of interest in elite racing among running enthusiasts.

The five annual road races in Boston, London, Berlin, Chicago and New York City, along with the Olympic Marathon and IAAF World Championships Marathon, serve as the qualifying races in the series. At the conclusion of each qualifying race, the top five male and female finishers are awarded points based on their finish places.

At the conclusion of each two-year series, a \$1 million prize purse is split equally between the top male and female point earners. The \$1 million prize is awarded annually, meaning that each two-year series overlaps. The inaugural series was 2006-2007, followed by 2007-2008, 2008-2009 and so on.

The total score for each athlete in a series consists of points earned from a maximum of four qualifying races during that two-year cycle. To be eligible for the jackpot, an athlete must compete in a minimum of one qualifying race during each year of the series.

### THE TWO-YEAR CYCLE

The two-year cycle was developed with the following in mind:

- Elite marathon athletes compete at the top level in two races per year and sometimes three. Due to the wear and tear on their bodies, the athletes need to allow enough time to recover from the competition and begin the extensive training process for the next.
- The goal of the organizers was to truly crown the top marathoners in the world and in order to do that, they agreed that more than two competitions per athlete were necessary to determine who, in fact, is the greatest in the sport.
- In any two-year cycle, a minimum of 10 different World Marathon Majors Qualifying Races will take place. In the years in which they are held, the IAAF World Championships Marathon and the Olympic Marathon also qualify. These seven events provide a world stage and a variety of different courses on which the athletes can compete and challenge themselves and others.

Despite the two-year format, the \$1 million prize purse is awarded annually, beginning with the first cash payout at the conclusion of the 2006-2007 series. This means every qualifying race held after 2006 has counted toward two World Marathon Majors series. For example, the 2008 Olympic Marathon served as a qualifying race in both the 2007-2008 and 2008-2009 World Marathon Majors series.

Therefore, when an athlete earns points in a qualifying race, those points will count toward that athlete's score in two World Marathon Majors series. Points earned in 2011 will be reflected in both the athlete's 2010-2011 and 2011-2012 score.

**WORLD MARATHON MAJORS SCORING SYSTEM**

- Men and women compete against their own gender.
- The WMM Series consists of overlapping two-year periods. Currently, the 2010-2011 and the 2011-2012 series are underway.
- A \$1 million grand prize jackpot is awarded at the end of each scoring period, split equally between the top male and female point scorers.
- Besides the five World Marathon Majors, the IAAF World Championships Marathon and the Olympic Marathon also serve as qualifying races for the WMM Series.
- Athletes earn points by placing among the top five at qualifying races. Points are allocated as follows:

Place	Points
1 <sup>st</sup>	25
2 <sup>nd</sup>	15
3 <sup>rd</sup>	10
4 <sup>th</sup>	5
5 <sup>th</sup>	1

- In any two-year scoring period, a maximum of four qualifying races count toward an athlete's point total. If an athlete scores points in more than four qualifying races, the athlete's best four finishes will be scored.
- At least one qualifying race must be in each calendar year of a scoring period in order for an athlete to be eligible for the jackpot.
- In the event of a tie, the first tiebreaker is the head-to-head competition between the contending athletes in qualifying races. If the athletes remain tied, the final tiebreaker will be a majority vote of the five WMM race directors.

**WMM Series Champions**

	<b>Men</b>	<b>Women</b>
2006-2007	Robert Kipkoech Cheruiyot (KEN)	Gete Wami (ETH)
2007-2008	Martin Lel (KEN)	Irina Mikitenko (GER)
2008-2009	Sammy Wanjiru (KEN)	Irina Mikitenko (GER)
2009-2010	Sammy Wanjiru (KEN)	Liliya Shobukhova (RUS)

**WORLD MARATHON MAJORS SERIES SCHEDULE**

**Qualifying Races**

Boston Marathon	ING New York City Marathon
Virgin London Marathon	Olympic Marathon
BMW Berlin Marathon	IAAF World Championship Marathon
Bank of America Chicago Marathon	

**2010-2011 Series Qualifying Races**

April 19, 2010	Boston Marathon
April 25, 2010	Virgin London Marathon
September 26, 2010	BMW Berlin Marathon
October 10, 2010	Bank of America Chicago Marathon
November 7, 2010	ING New York City Marathon
April 17, 2011	Boston Marathon
April 18, 2011	Virgin London Marathon
August 27, 2011	IAAF World Championship Marathon (Women)
September 4, 2011	IAAF World Championship Marathon (Men)
September 25, 2011	BMW Berlin Marathon
October 9, 2011	Bank of America Chicago Marathon
November 6, 2011	ING New York City Marathon

**2011-2012 Series Qualifying Races**

April 17, 2011	Boston Marathon
April 18, 2011	Virgin London Marathon
August 27, 2011	IAAF World Championship Marathon (Women)
September 4, 2011	IAAF World Championship Marathon (Men)
September 25, 2011	BMW Berlin Marathon
October 9, 2011	Bank of America Chicago Marathon
November 6, 2011	ING New York City Marathon
April 16, 2012	Boston Marathon
April 22, 2012	Virgin London Marathon
August 5, 2012	Olympic Games Marathon (Women)
August 12, 2012	Olympic Games Marathon (Men)
September 30, 2012	BMW Berlin Marathon
October 7, 2012	Bank of America Chicago Marathon
November 4, 2012	ING New York City Marathon

**BOSTON MARATHON**

Inspired by their experience at the 1896 Olympic Games, several members of the Boston Athletic Association founded their own marathon in 1897. The race has been run every year since (though the 1918 edition featured a military relay rather than an individual race) and is now the world's oldest annual marathon. Both the start and finish lines have been moved over the years, but much of the original course remains exactly as it was originally designed. Since 1924 the race has begun in the town of Hopkinton, and from there the historic point-to-point course descends through Ashland, Framingham, Natick and Wellesley. Upon entering Newton, the course gradually rises to the famous Heartbreak Hill. As runners reach the top, they can see downtown Boston for the first time, four miles in the distance. After running through Brookline, the course enters Boston where it finishes on Boylston St. in front of the Boston Public Library near Copley Square. Runners qualify for entry by meeting stringent time standards corresponding to gender and age, which is another aspect—besides its course and longevity—unique to the Boston Marathon.

<b>Inaugural Running</b> .....	1897			
<b>Largest Field</b> .....	35,868 finishers (1996)			
<b>Recent Participation</b> .....	Year	Finishers	Male / Female	
	2011	23,913	13,839 / 10,074	
	2010	22,540	13,072 / 9,468	
	2009	22,843	13,545 / 9,298	
<b>Estimated Number of Spectators</b> .....	500,000			
<b>2011 Performances</b> .....	Time	Male	Female	Total
	sub-3:00:00	1,417	101	1,518
	sub-4:00:00	10,313	5,895	16,208
<b>Course Records</b> .....	Men: 2:03:02 (Geoffrey Mutai, KEN, 2011)			
	Women: 2:20:43 (Margaret Okayo, KEN, 2002)			
<b>Most Victories</b> .....	Men: 7 (Clarence DeMar, USA)			
	Women: 4 (Catherine Ndereba, KEN)			
<b>Prize Purse</b> .....	\$806,000 (\$150,000 to male/female champions)			
<b>Organization Information</b> .....	Thomas S. Grilk, Executive Director Boston Athletic Association 40 Trinity Pl., 4 <sup>th</sup> Floor Boston, MA 02116 617.236.1652 baa.org			
<b>Media Contacts</b> .....	Jack Fleming, Director of Marketing & Communications 617.236.1652 x2627 fleming@baa.org TK Skenderian, Communications Manager 617.778.1632 x2632 tk@baa.org			
<b>Upcoming Race Date</b> .....	Monday, April 16, 2012			

**VIRGIN LONDON MARATHON**

In 1979, after running the New York City Marathon, the late Chris Brasher questioned whether London could stage such a festival. "We have the course, but do we have the heart and hospitality to welcome the world?" The following year, Brasher traveled to America, where the running boom of the late 1970s had originated. He witnessed the Boston Marathon, the world's oldest, and revisited the New York City race. He studied both races' organizations and finances. Upon his return, he secured a contract with Gillette of £50,000, established the organization's charitable status, and set down six main aims for the event, which he not only hoped would echo the scenes he had witnessed in New York, but also put Britain firmly on the map as a country capable of organizing major events. The first London Marathon was held on March 29, 1981. More than 20,000 people wanted to run, 7,747 were accepted. There were 6,255 finishers led home by American Dick Beardsley and Norwegian Inge Simonsen. Joyce Smith broke the British record to win the women's race. The 1982 race received more than 90,000 applicants from runners around the world. The entry was limited to 18,059. Since that time, the London Marathon has grown to as many as 36,553 finishers in 2010. The London Marathon is now viewed in more than 150 countries around the world with over 7.2 million viewers in the UK via the BBC.

<b>Inaugural Running</b> .....	1981			
<b>Largest Field</b> .....	36,553 finishers (2010)			
<b>Recent Participation</b> .....	Year	Finishers	Male / Female	
	2011	34,806	22,525 / 12,281	
	2010	36,553	24,423 / 12,130	
	2009	35,306	24,231 / 11,037	
<b>Estimated Number of Spectators</b> .....	1 million			
<b>2010 Performances</b> .....	Time	Male	Female	Total
	sub-3:00:00	1,008	40	1,048
	sub-4:00:00	7,535	1,802	9,337
<b>Course Records</b> .....	Men: 2:04:40 (Emmanuel Mutai, KEN, 2011)			
	Women Only: 2:17:42 (Paula Radcliffe, GBR, 2005)			
	Women (Mixed Race): 2:15:25 (Paula Radcliffe, GBR, 2003)			
<b>Most Victories</b> .....	Men: 3 (Dionicio Ceron, MEX; Martin Lel, KEN; Antonio Pinto, POR)			
	Women: 4 (Ingrid Kristiansen, NOR)			
<b>Prize Purse</b> .....	\$295,000 (\$55,000 to male/female champions)			
<b>Organization Information</b> .....	Nick Bitel, Chief Executive David Bedford, Race Director Virgin London Marathon Ltd. Marathon House 115 Southwark St. London SE1 0JF (+44) 207 902 0200 virginlondonmarathon.com			
<b>Media Contacts</b> .....	Nicola Okey, Director of Media Relations (+44) 207 902 0182			
<b>Upcoming Race Date</b> .....	April 22, 2012			

**BMW BERLIN MARATHON**

A group of runners from one of Germany's most prestigious athletics clubs, SC Charlottenburg, organized the first Berlin Marathon in 1974. It was not until 1981 that the Race moved from the Grunewald forest into the city center of West Berlin. Supported by the three western allied forces (Britain, France and U.S.), it quickly developed into Germany's biggest and best quality marathon. It was after the Berlin Wall collapsed in November 1989 when a new era started. On September 30, 1990, three days before reunification, the course of the Berlin Marathon led through Brandenburg Gate and both parts of Berlin. In 2001 Naoko Takahashi became the first woman to break the 2:20 barrier in Berlin. The flat and fast loop course then was changed significantly for the 2003 race. Paul Tergat (2:04:55/2003) became the first man to cross the new finish line, passing through Brandenburg Gate—the symbol for reunification. In 2008, it was Ethiopia's Haile Gebrselassie who once again broke the world record in Berlin, clocking 2:03:59—the first man under 2:04. The Berlin Marathon has developed into one of the world's best road races and was honored by AIMS in July 2009 as "Marathon of the Decade."

<b>Inaugural Running</b> .....	1974			
<b>Largest Field</b> .....	35,913 finishers (2008)			
<b>Recent Participation</b> .....	Year	Finishers	Male / Female	
	2010	34,002	26,603 / 7,399	
	2009	35,016	27,950 / 7,066	
	2008	35,913	28,354 / 7,429	
<b>Estimated Number of Spectators</b> .....	1.2 million			
<b>2010 Performances</b> .....	Time	Male	Female	Total
	sub-3:00:00	1,304	37	1,341
	sub-4:00:00	14,799	1,837	16,636
<b>Course Records</b> .....	Men: 2:03:38 (Patrick Makau, KEN, 2011)			
	Women: 2:19:12 (Mizuki Noguchi, JPN, 2005)			
<b>Most Victories</b> .....	Men: 4 (Haile Gebrselassie, ETH)			
	Women: 3 (Uta Pippig, GER; Renata Kokowska, POL)			
<b>Prize Purse</b> .....	\$384,000 (\$68,080 to male/female champions)			
<b>Organization Information</b> .....	Mark Milde, Race Director			
	SCC-RUNNING GmbH			
	Glockenturmstraße 23			
	Berlin, 14055			
	Germany			
	+49 (30) 3012 8810			
	berlin-marathon.com			
<b>Media Contact</b> .....	Thomas Steffens			
	+49 (171) 933 48 36			
	thomas.steffens@scc-events.com			
<b>Upcoming Race Date</b> .....	September 30, 2012			

**BANK OF AMERICA CHICAGO MARATHON**

In 1976 a small band of running enthusiasts met at the Metropolitan YMCA on LaSalle Street to discuss and plan a marathon in Chicago. Backed by the athletic enthusiasm of the new Chicago Mayor, Michael Bilandic, and the leadership of Lee Flaherty, this founding group realized their vision on September 25, 1977, hosting 4,200 local participants in the first Chicago Marathon. The Bank of America Chicago Marathon has since expanded to 45,000 registered runners and an estimated 1.7 on-course spectators. The flat and fast course begins and ends in historic Grant Park, sweeping through 29 diverse and colorful neighborhoods including Lakeview, Greektown, Little Italy, Pilsen, Chinatown and Bronzeville. The loop course and abundance of public transportation options enables friends and family to cheer their runners on at multiple locations along the course. The Bank of America Chicago Marathon has a long history of hosting the world's fastest runners and has been the site of two men's world records (Steve Jones, 2:08:05, 1984; and Khalid Khannouchi, 2:05:42, 1999) and two women's world records (Catherine Ndereba, 2:18:47, 2001; and Paula Radcliffe, 2:17:18, 2002).

<b>Inaugural Running</b> .....	1977			
<b>Largest Field</b> .....	33,703 finishers (2009)			
<b>Recent Participation</b> .....	Year	Finishers	Male / Female	
	2010	36,088	19,946 / 16,142	
	2009	33,703	19,077 / 14,626	
	2008	31,343	17,678 / 13,655	
<b>Estimated Number of Spectators</b> .....	1.7 million			
<b>2010 Performances</b> .....	Time	Male	Female	Total
	sub-3:00:00	608	101	709
	sub-4:00:00	6,153	2,143	8,296
<b>Course Records</b> .....	Men: 2:05:41 (Sammy Wanjiru, KEN, 2009)			
	Women: 2:17:18 (Paula Radcliffe, GBR, 2002)			
<b>Most Victories</b> .....	Men: 4 (Khalid Khannouchi, MAR/USA)			
	Women: 2 (Berhane Adere, ETH; Joyce Chepchumba, KEN; Ritva Lemettinen, FIN; Rosa Mota, POR; Catherine Nderba, KEN; Liliya Shobukhova, RUS; Marian Sutton, GBR; Lisa Weidenbach, USA)			
<b>Prize Purse</b> .....	\$500,000 (\$100,000 to the male/female champions)			
<b>Organization Information</b> .....	Carey Pinkowski, Executive Race Director			
	Bank of America Chicago Marathon			
	135 S. LaSalle St., Suite 1160			
	Chicago, IL 60603			
	312.904.9800			
	chicagomarathon.com			
<b>Media Contact</b> .....	Robin Monsky, Director of Media Relations			
	312.992.6630			
	robin.monsky@cemevent.com			
<b>Upcoming Race Date</b> .....	October 7, 2012			

**ING NEW YORK CITY MARATHON**

The premier event of New York Road Runners, the ING New York City Marathon is one of the world's great road races, drawing more than 109,000 applicants. With 45,103 finishers, the 2010 ING New York City Marathon was the largest in marathon history. The race attracts many world-class professional athletes, not only for the more than \$800,000 in prize money but also for the chance to excel in the media capital of the world before 2 million cheering spectators and approximately 330 million world-wide television viewers. As any one of the more than 877,000 past participants will attest, crossing the finish line in Central Park is one of the great thrills of a lifetime. After being held entirely in Central Park for its first six years, the race moved out into the streets and all five boroughs of New York City in 1976.

<b>Inaugural Running</b> .....	1970
<b>Largest Field</b> .....	45,103 (2010)
<b>Recent Participation</b> .....	Year            Finishers            Male / Female
	2010            45,103    28,948 / 16,155
	2009            43,660    28,485 / 15,175
	2008            38,096    25,212 / 12,880
<b>Estimated Number of Spectators</b> .....	2 million
<b>2010 Performances</b> .....	Time            Men            Women            Total
	sub-3:00:00    876            62            938
	sub-4:00:00    11,705       3,068       14,733
<b>Course Records</b> .....	Men: 2:07:43 (Tsfaye Jifar, ETH, 2001)
	Women: 2:22:31 (Margaret Okayo, KEN, 2003)
<b>Most Victories</b> .....	Men: 4 (Bill Rodgers, USA)
	Women: 9 (Grete Waitz, NOR)
<b>Prize Purse</b> .....	More than \$800,000 (\$130,000 to male/female champions)
<b>Organization Information</b> .....	Mary Wittenberg, Race Director
	New York Road Runners
	9 E. 89 <sup>th</sup> St.
	New York, NY USA 10128
	ingnycmarathon.org
<b>Media Contacts</b> .....	Richard Finn, Director of Media Relations
	212.423.2229
	rfinn@nyrr.org
<b>Upcoming Race Date</b> .....	November 4, 2012

**WORLD MARATHON MAJORS**

**2010 - 2011 MEN'S LEADERBOARD**

(as of September 26, 2011)

**1. Patrick Makau (KEN) 60 pts.**

Finish	Race	Year	Time	Points Earned
1 <sup>st</sup>	Berlin	2010	2:05:08	25
3 <sup>rd</sup>	London	2011	2:05:45	10
1 <sup>st</sup>	Berlin	2011	2:03:38	25

**2. Emmanuel Mutai (KEN) 55 pts.**

Finish	Race	Year	Time	Points Earned
2 <sup>nd</sup>	New York	2010	2:09:18	15
2 <sup>nd</sup>	London	2010	2:06:23	15
1 <sup>st</sup>	London	2011	2:04:40	25

**3. Tsegaye Kebede (ETH) 41 pts.**

Finish	Race	Year	Time	Points Earned
1 <sup>st</sup>	London	2010	2:05:18	25
2 <sup>nd</sup>	Chicago	2010	2:06:43	15
5 <sup>th</sup>	London	2011	2:07:48	1

**4. Geoffrey Mutai (KEN) 40 pts.**

Finish	Race	Year	Time	Points Earned
2 <sup>nd</sup>	Berlin	2010	2:05:10	15
1 <sup>st</sup>	Boston	2011	2:03:02	25

**5. Gebre Gebremariam (ETH) 35 pts.**

Finish	Race	Year	Time	Points Earned
1 <sup>st</sup>	New York	2010	2:08:13	25
3 <sup>rd</sup>	Boston	2011	2:04:53	10

**6. Abel Kirui (KEN) 26 pts.**

Finish	Race	Year	Time	Points Earned
5 <sup>th</sup>	London	2010	2:08:04	1
1 <sup>st</sup>	IAAF Championships	2011	2:07:38	25

## 2010 - 2011 MEN'S LEADERBOARD

### 7. Robert Kiprono Cheruiyot (KEN) 25 pts.

Finish	Race	Year	Time	Points Earned
1 <sup>st</sup>	Boston	2010	2:05:52	25

### 7. Samuel Wanjiru (KEN) 25 pts.

Finish	Race	Year	Time	Points Earned
1 <sup>st</sup>	Chicago	2010	2:06:24	25

### 9. Feyisa Lilesa (ETH) 20 pts.

Finish	Race	Year	Time	Points Earned
3 <sup>rd</sup>	Chicago	2010	2:08:10	10
3 <sup>rd</sup>	IAAF Championships	2011	2:10:32	10

### 10. Vincent Kipruto (KEN) 16 pts.

Finish	Race	Year	Time	Points Earned
5 <sup>th</sup>	Chicago	2010	2:09:08	1
2 <sup>nd</sup>	IAAF Championships	2011	2:10:06	15

### 11. Stephen Kwelio Chemlany (KEN) 15 pts.

Finish	Race	Year	Time	Points Earned
2 <sup>nd</sup>	Berlin	2011	2:07:55	15

### 11. Tekeste Kebede (ETH) 15 pts.

Finish	Race	Year	Time	Points Earned
2 <sup>nd</sup>	Boston	2010	2:07:23	15

### 11. Martin Lel (KEN) 15 pts.

Finish	Race	Year	Time	Points Earned
2 <sup>nd</sup>	London	2011	2:05:45	15

### 11. Moses Mosop (KEN) 15 pts.

Finish	Race	Year	Time	Points Earned
2 <sup>nd</sup>	Boston	2011	2:03:06	15

### 15. Bazu Worku (ETH) 10 pts.

Finish	Race	Year	Time	Points Earned
3 <sup>rd</sup>	Berlin	2010	2:05:25	10

## 2010 - 2011 MEN'S LEADERBOARD

### 15. Jaouad Gharib (MAR) 10 pts.

Finish	Race	Year	Time	Points Earned
3 <sup>rd</sup>	London	2010	2:06:55	10

### 15. Deriba Merga (ETH) 10 pts.

Finish	Race	Year	Time	Points Earned
3 <sup>rd</sup>	Boston	2010	2:08:39	10

### 15. Abderrahime Bouramdane (MAR) 10 pts.

Finish	Race	Year	Time	Points Earned
4 <sup>th</sup>	London	2010	2:07:32	5
4 <sup>th</sup>	IAAF Championships	2011	2:10:55	5

### 15. Ryan Hall (USA) 10 pts.

Finish	Race	Year	Time	Points Earned
4 <sup>th</sup>	Boston	2010	2:08:41	5
4 <sup>th</sup>	Boston	2011	2:04:58	5

### 15. Moses Kigen Kipkosgei (KEN) 10 pts.

Finish	Race	Year	Time	Points Earned
3 <sup>rd</sup>	New York	2010	2:10:39	10

### 15. Edwin Kimayo (KEN) 10 pts.

Finish	Race	Year	Time	Points Earned
3 <sup>rd</sup>	Berlin	2011	2:09:50	10

### 22. Wesley Korir (KEN) 5 pts.

Finish	Race	Year	Time	Points Earned
4 <sup>th</sup>	Chicago	2010	2:08:44	5

### 22. Abderrahim Goumri (MAR) 5 pts.

Finish	Race	Year	Time	Points Earned
4 <sup>th</sup>	New York	2010	2:10:51	5

### 22. Marilson Gomes dos Santos (BRA) 5 pts.

Finish	Race	Year	Time	Points Earned
4 <sup>th</sup>	London	2011	2:06:34	5

## 2010 - 2011 MEN'S LEADERBOARD

### 22. Yemane Tsegay (ETH) 5 pts.

Finish	Race	Year	Time	Points Earned
4 <sup>th</sup>	Berlin	2010	2:07:52	5

### 22. Felix Limo (KEN) 5 pts.

Finish	Race	Year	Time	Points Earned
4 <sup>th</sup>	Berlin	2011	2:10:38	5

### 27. Abreham Cherkos (ETH) 1 pts.

Finish	Race	Year	Time	Points Earned
5 <sup>th</sup>	Boston	2011	2:06:13	1

### 27. Eliud Kiptanui (KEN) 1 pts.

Finish	Race	Year	Time	Points Earned
5 <sup>th</sup>	Berlin	2010	2:08:05	1

### 27. Meb Keflezighi (USA) 1 pts.

Finish	Race	Year	Time	Points Earned
5 <sup>th</sup>	Boston	2010	2:09:26	1

### 27. James Kwambai (KEN) 1 pts.

Finish	Race	Year	Time	Points Earned
5 <sup>th</sup>	New York	2010	2:11:31	1

### 27. Scott Overall (GBR) 1 pts.

Finish	Race	Year	Time	Points Earned
5 <sup>th</sup>	Berlin	2011	2:10:55	1

### 27. David Barmasai Tumo (KEN) 1 pts.

Finish	Race	Year	Time	Points Earned
5 <sup>th</sup>	IAAF Championships	2011	2:11:39	1

## 2010 - 2011 WOMEN'S LEADERBOARD

### WORLD MARATHON MAJORS 2010 - 2011 WOMEN'S LEADERBOARD

(as of September 26, 2011)

### 1. Liliya Shobukhova (RUS) 65 pts.

Finish	Race	Year	Time	Points Earned
1 <sup>st</sup>	London	2010	2:22:00	25
1 <sup>st</sup>	Chicago	2010	2:20:25	25
2 <sup>nd</sup>	London	2011	2:20:15	15

### 2. Edna Kiplagat (KEN) 60 pts.

Finish	Race	Year	Time	Points Earned
1 <sup>st</sup>	New York	2010	2:27:20	25
3 <sup>rd</sup>	London	2011	2:20:46	10
1 <sup>st</sup>	IAAF Championships	2011	2:28:43	25

### 3. Mary Keitany (KEN) 35 pts.

Finish	Race	Year	Time	Points Earned
3 <sup>rd</sup>	New York	2010	2:29:01	10
1 <sup>st</sup>	London	2011	2:19:19	25

### 4. Bezunesh Bekele (ETH) 30 pts.

Finish	Race	Year	Time	Points Earned
2 <sup>nd</sup>	Berlin	2010	2:24:58	15
4 <sup>th</sup>	London	2010	2:23:16	5
4 <sup>th</sup>	London	2011	2:23:40	5
4 <sup>th</sup>	IAAF Championships	2011	2:29:21	5

### 5. Aberu Kebede (ETH) 25 pts.

Finish	Race	Year	Time	Points Earned
1 <sup>st</sup>	Berlin	2010	2:23:58	25

### 5. Teyba Erkesso (ETH) 25 pts.

Finish	Race	Year	Time	Points Earned
1 <sup>st</sup>	Boston	2010	2:26:11	25

### 5. Caroline Kilel (KEN) 25 pts.

Finish	Race	Year	Time	Points Earned
1 <sup>st</sup>	Boston	2011	2:22:36	25

## 2010 - 2011 WOMEN'S LEADERBOARD

### 5. Florence Kiplagat (KEN) 25 pts.

Finish	Race	Year	Time	Points Earned
1 <sup>st</sup>	Berlin	2011	2:19:44	25

### 9. Inga Abitova (RUS) 20 pts.

Finish	Race	Year	Time	Points Earned
4 <sup>th</sup>	New York	2010	2:29:17	5
2 <sup>nd</sup>	London	2010	2:22:18	15

### 9. Desiree Davila (USA) 20 pts.

Finish	Race	Year	Time	Points Earned
4 <sup>th</sup>	Chicago	2010	2:26:20	5
2 <sup>nd</sup>	Boston	2011	2:22:38	15

### 9. Sharon Cherop (KEN) 20 pts.

Finish	Race	Year	Time	Points Earned
3 <sup>rd</sup>	Boston	2011	2:22:42	10
3 <sup>rd</sup>	IAAF Championships	2011	2:29:14	10

### 12. Atsede Baysa (ETH) 16 pts.

Finish	Race	Year	Time	Points Earned
2 <sup>nd</sup>	Chicago	2010	2:23:40	15
5 <sup>th</sup>	London	2011	2:23:49	1

### 12. Irina Mikitenko (GER) 16 pts.

Finish	Race	Year	Time	Points Earned
5 <sup>th</sup>	Chicago	2010	2:26:40	1
2 <sup>nd</sup>	Berlin	2011	2:19:19	15

### 14. Tatyana Pushkareva (RUS) 15 pts.

Finish	Race	Year	Time	Points Earned
2 <sup>nd</sup>	Boston	2010	2:26:14	15

### 14. Priscah Jeptoo (KEN) 15 pts.

Finish	Race	Year	Time	Points Earned
2 <sup>nd</sup>	IAAF Championships	2011	2:29:00	15

## 2010 - 2011 WOMEN'S LEADERBOARD

### 14. Shalane Flanagan (USA) 15 pts.

Finish	Race	Year	Time	Points Earned
2 <sup>nd</sup>	New York	2010	2:28:40	15

### 17. Tomo Morimoto (JPN) 10 pts.

Finish	Race	Year	Time	Points Earned
3 <sup>rd</sup>	Berlin	2010	2:26:10	10

### 17. Mariya Konovalova (RUS) 10 pts.

Finish	Race	Year	Time	Points Earned
3 <sup>rd</sup>	Chicago	2010	2:23:50	10

### 17. Aselefech Mergia (ETH) 10 pts.

Finish	Race	Year	Time	Points Earned
3 <sup>rd</sup>	London	2010	2:22:37	10

### 17. Salina Kosgei (KEN) 10 pts.

Finish	Race	Year	Time	Points Earned
3 <sup>rd</sup>	Boston	2010	2:28:35	10

### 17. Paula Radcliffe (GBR) 10 pts.

Finish	Race	Year	Time	Points Earned
3 <sup>rd</sup>	Berlin	2011	2:23:46	10

### 22. Sabrina Mockenhaupt (GER) 5 pts.

Finish	Race	Year	Time	Points Earned
4 <sup>th</sup>	Berlin	2010	2:26:21	5

### 22. Atsede Habtamu (ETH) 5 pts.

Finish	Race	Year	Time	Points Earned
4 <sup>th</sup>	Berlin	2011	2:24:25	5

### 22. Waynished Girma (ETH) 5 pts.

Finish	Race	Year	Time	Points Earned
4 <sup>th</sup>	Boston	2010	2:28:36	5

### 22. Caroline Rotich (KEN) 5 pts.

Finish	Race	Year	Time	Points Earned
4 <sup>th</sup>	Boston	2011	2:24:26	5

## 2010 - 2011 WOMEN'S LEADERBOARD

### 26. Olena Burkovska (UKR) 1 pts.

Finish	Race	Year	Time	Points Earned
5 <sup>th</sup>	Berlin	2010	2:28:31	1

### 26. Yukiko Akaba (JPN) 1 pts.

Finish	Race	Year	Time	Points Earned
5 <sup>th</sup>	IAAF Championships	2011	2:29:35	1

### 26. Kim Smith (NZL) 1 pts.

Finish	Race	Year	Time	Points Earned
5 <sup>th</sup>	New York	2010	2:29:28	1

### 26. Bruna Genovese (ITA) 1 pts.

Finish	Race	Year	Time	Points Earned
5 <sup>th</sup>	Boston	2010	2:29:12	1

### 26. Kara Goucher (USA) 1 pts.

Finish	Race	Year	Time	Points Earned
5 <sup>th</sup>	Boston	2011	2:24:52	1

### 26. Askale Tafa Magarsa (ETH) 1 pts.

Finish	Race	Year	Time	Points Earned
5 <sup>th</sup>	London	2010	2:24:38	1

### 26. Tatyana Petrova (RUS) 1 pts.

Finish	Race	Year	Time	Points Earned
5 <sup>th</sup>	Berlin	2011	2:25:01	1

## 2011 - 2012 MEN'S LEADERBOARD

### WORLD MARATHON MAJORS 2011 - 2012 MEN'S LEADERBOARD

(as of September 26, 2011)

### 1. Abel Kirui (KEN) 25 pts.

Finish	Race	Year	Time	Points Earned
1 <sup>st</sup>	IAAF Championships	2011	2:07:38	25

### 1. Emmanuel Mutai (KEN) 25 pts.

Finish	Race	Year	Time	Points Earned
1 <sup>st</sup>	London	2011	2:04:40	25

### 1. Geoffrey Mutai (KEN) 25 pts.

Finish	Race	Year	Time	Points Earned
1 <sup>st</sup>	Boston	2011	2:03:02	25

### 1. Patrick Makau (KEN) 25 pts.

Finish	Race	Year	Time	Points Earned
1 <sup>st</sup>	Berlin	2011	2:03:38	25

### 5. Vincent Kipruto (KEN) 15 pts.

Finish	Race	Year	Time	Points Earned
2 <sup>nd</sup>	IAAF Championships	2011	2:10:06	15

### 5. Martin Lel (KEN) 15 pts.

Finish	Race	Year	Time	Points Earned
2 <sup>nd</sup>	London	2011	2:05:45	15

### 5. Moses Mosop (KEN) 15 pts.

Finish	Race	Year	Time	Points Earned
2 <sup>nd</sup>	Boston	2011	2:03:06	15

### 5. Stephen Kwelio Chemlany (KEN) 15 pts.

Finish	Race	Year	Time	Points Earned
2 <sup>nd</sup>	Berlin	2011	2:07:55	15

### 9. Gebre Gebremariam (ETH) 10 pts.

Finish	Race	Year	Time	Points Earned
3 <sup>rd</sup>	Boston	2011	2:04:53	10

## 2011 - 2012 MEN'S LEADERBOARD

### 9. Edwin Kimayo (KEN) 10 pts.

Finish	Race	Year	Time	Points Earned
3 <sup>rd</sup>	Berlin	2011	2:09:50	10

### 11. Feyisa Lilesa (ETH) 10 pts.

Finish	Race	Year	Time	Points Earned
3 <sup>rd</sup>	IAAF Championships	2011	2:10:32	10

### 12. Patrick Makau (KEN) 10 pts.

Finish	Race	Year	Time	Points Earned
3 <sup>rd</sup>	London	2011	2:05:45	10

### 13. Felix Limo (KEN) 5 pts.

Finish	Race	Year	Time	Points Earned
4 <sup>th</sup>	Berlin	2011	2:10:38	5

### 13. Abderrahime Bouramdane (MAR) 5 pts.

Finish	Race	Year	Time	Points Earned
4 <sup>th</sup>	IAAF Championships	2011	2:10:55	5

### 13. Ryan Hall (USA) 5 pts.

Finish	Race	Year	Time	Points Earned
4 <sup>th</sup>	Boston	2011	2:04:58	5

### 13. Marilson Gomes dos Santos (BRA) 5 pts.

Finish	Race	Year	Time	Points Earned
4 <sup>th</sup>	London	2011	2:06:34	5

### 17. David Barmasai Tumo (KEN) 1 pts.

Finish	Race	Year	Time	Points Earned
5 <sup>th</sup>	IAAF Championships	2011	2:11:39	1

### 17. Abreham Cherkos (ETH) 1 pts.

Finish	Race	Year	Time	Points Earned
5 <sup>th</sup>	Boston	2011	2:06:13	1

### 17. Tsegaye Kebede (ETH) 1 pts.

Finish	Race	Year	Time	Points Earned
5 <sup>th</sup>	London	2011	2:07:48	1

## 2011 - 2012 MEN'S LEADERBOARD

### 17. Scott Overall (GBR) 1 pts.

Finish	Race	Year	Time	Points Earned
5 <sup>th</sup>	Berlin	2011	2:10:55	1

### Toughest Race to Three-peat

With its storied history of highly competitive elite fields, the Bank of America Chicago Marathon stands as the only member of the World Marathon Majors in which an athlete has never been able to beat all comers for three consecutive years. That could change this year since Liliya Shobakhova returns to defend two straight crowns.

The Bank of America Chicago Marathon has witnessed 12 back-to-back champions—seven women (including Shobakhova) and five men—yet the closest three-peat performer was Kenya's Catherine Ndereba who placed second in 2002 after winning the 2000 and 2001 races. On the men's side, Kenya's Evans Rutto nearly accomplished the feat after victories in 2003 and 2004, but he dropped to fourth in 2005. Khalid Khannouchi, the Bank of America Chicago Marathon's all-time leader with four victories (in the span of six years), was never able to string together more than two in a row, which he achieved in 1999-2000.

#### Chicago's Repeat Champions:

##### Women

Rosa Mota (POR)	1983-1984, 3 <sup>rd</sup> in 1985
Lisa Weidenbach (USA)	1988-1989, did not run in 1990
Marian Sutton (GBR)	1996-1997, 10 <sup>th</sup> in 1998
Joyce Chepchumba (KEN)	1998-1999, did not run in 2000
Catherine Ndereba (KEN)	2000-2001, 2 <sup>nd</sup> in 2002
Berhane Adere (ETH)	2006-2007, 10 <sup>th</sup> in 2008
Liliya Shobakhova (RUS)	2009-2010

##### Men

Steve Jones (GBR)	1984-1985, did not run in 1986
Luiz Antonio Dos Santos (BRA)	1993-1994, did not run in 1995
Khalid Khannouchi (MAR/USA)	1999-2000, did not run in 2001
Evans Rutto (KEN)	2003-2004, 4 <sup>th</sup> in 2005
Sammy Wanjiru (KEN)	2009-2010

*For a list of World Marathon Majors three-peat champions see page 238.*

## 2011 - 2012 WOMEN'S LEADERBOARD

### WORLD MARATHON MAJORS 2011 - 2012 WOMEN'S LEADERBOARD

(as of September 26, 2011)

#### 1. Edna Kiplagat (KEN) 35 pts.

Finish	Race	Year	Time	Points Earned
3 <sup>rd</sup>	London	2011	2:20:46	10
1 <sup>st</sup>	IAAF Championships	2011	2:28:43	25

#### 2. Mary Keitany (KEN) 25 pts.

Finish	Race	Year	Time	Points Earned
1 <sup>st</sup>	London	2011	2:19:19	25

#### 2. Caroline Kilel (KEN) 25 pts.

Finish	Race	Year	Time	Points Earned
1 <sup>st</sup>	Boston	2011	2:22:36	25

#### 2. Florence Kiplagat (KEN) 25 pts.

Finish	Race	Year	Time	Points Earned
1 <sup>st</sup>	Berlin	2011	2:19:44	25

#### 5. Sharon Cherop (KEN) 20 pts.

Finish	Race	Year	Time	Points Earned
3 <sup>rd</sup>	Boston	2011	2:22:42	10
3 <sup>rd</sup>	IAAF Championships	2011	2:29:14	10

#### 6. Desiree Davila (USA) 15 pts.

Finish	Race	Year	Time	Points Earned
2 <sup>nd</sup>	Boston	2011	2:22:38	15

#### 6. Priscah Jeptoo (KEN) 15 pts.

Finish	Race	Year	Time	Points Earned
2 <sup>nd</sup>	IAAF Championships	2011	2:29:00	15

#### 6. Liliya Shobukhova (RUS) 15 pts.

Finish	Race	Year	Time	Points Earned
2 <sup>nd</sup>	London	2011	2:20:15	15

## 2011 - 2012 WOMEN'S LEADERBOARD

#### 6. Irina Mikitenko (GER) 15 pts.

Finish	Race	Year	Time	Points Earned
2 <sup>nd</sup>	Berlin	2011	2:19:19	15

#### 10. Paula Radcliffe (GBR) 10 pts.

Finish	Race	Year	Time	Points Earned
3 <sup>rd</sup>	Berlin	2011	2:23:46	10

#### 10. Bezunesh Bekele (ETH) 10 pts.

Finish	Race	Year	Time	Points Earned
4 <sup>th</sup>	London	2011	2:23:40	5
4 <sup>th</sup>	IAAF Championships	2011	2:29:21	5

#### 12. Caroline Rotich (KEN) 5 pts.

Finish	Race	Year	Time	Points Earned
4 <sup>th</sup>	Boston	2011	2:24:26	5

#### 12. Atsede Habtamu (ETH) 5 pts.

Finish	Race	Year	Time	Points Earned
4 <sup>th</sup>	Berlin	2011	2:24:25	5

#### 14. Yukiko Akaba (JPN) 1 pts.

Finish	Race	Year	Time	Points Earned
5 <sup>th</sup>	IAAF Championships	2011	2:29:35	1

#### 14. Atsede Baysa (ETH) 1 pts.

Finish	Race	Year	Time	Points Earned
5 <sup>th</sup>	London	2011	2:23:49	1

#### 14. Kara Goucher (USA) 1 pts.

Finish	Race	Year	Time	Points Earned
5 <sup>th</sup>	Boston	2011	2:24:52	1

#### 14. Tatyana Petrova (RUS) 1 pts.

Finish	Race	Year	Time	Points Earned
5 <sup>th</sup>	Berlin	2011	2:25:01	1

**2010 - 2011 WMM SERIES SCENARIOS**

Liliya Shobukhova currently leads the 2010-2011 series over Edna Kiplagat by 5 points, 65 to 60. Shobukhova will run at the Bank of America Chicago Marathon; Kiplagat at the ING NYC Marathon.

Because Shobukhova was 2nd at this year's Virgin London Marathon and Kiplagat 3rd, she would win any tie. Therefore Kiplagat needs at least 6 more points than Shobukhova to win. That means Shobukhova clinches with 90 points if she wins in Chicago. (Even if Kiplagat wins in NYC she can't close the gap.)

Kiplagat needs 3rd or better in NYC to have a chance to win:

- If Shobukhova does not win in Chicago and Kiplagat wins in NYC, Kiplagat wins with 85 points to Shobukhova's 80 or fewer.
- If Shobukhova is 3rd in Chicago and Kiplagat 2nd in NYC, it's a tie at 75 points, which means Shobukhova wins.
- If Shobukhova is 4th in Chicago and Kiplagat 3rd in NYC, it is again a tie, this time at 70 points, which Shobukhova wins (but if Kiplagat is 2nd in NYC, she wins).
- If Shobukhova is 5th in Chicago, Kiplagat needs 3rd in NYC to win; if 4th or 5th, she doesn't get enough points to win.
- If Shobukhova does not score in Chicago, Kiplagat needs 3rd in NYC to win; 4th would produce a tie at 65 points.

**WORLD MARATHON MAJORS 2010-2011 SERIES RESULTS****2010****2010 Boston Marathon**

April 19

**Men**

1. Robert Kiprono Cheruyiot (KEN) .....	2:05:52
2. Tekeste Kebede (ETH).....	2:07:23
3. Deriba Merga (ETH).....	2:08:39
4. Ryan Hall (USA) .....	2:08:41
5. Meb Keflezighi (USA) .....	2:09:26

**Women**

1. Teyba Erkesso (ETH) .....	2:26:11
2. Tatyana Pushkareva (RUS).....	2:26:14
3. Salina Kosgei (KEN).....	2:28:35
4. Waynishet Girma (ETH).....	2:28:36
5. Bruna Genovese (ITA).....	2:29:12

**2010 Virgin London Marathon**

April 25

**Men**

1. Tsegaye Kebede (ETH) .....	2:05:19
2. Emmanuel Mutai (KEN).....	2:06:23
3. Jaouad Gharib (MAR).....	2:06:55
4. Abderrahime Bouramdane (MAR).....	2:07:33
5. Abel Kirui (KEN) .....	2:08:04

**Women**

1. Liliya Shobukhova (RUS) .....	2:22:00
2. Inga Abitova (RUS).....	2:22:19
3. Aselefech Mergia (ETH) .....	2:22:38
4. Bezunesh Bekele (ETH) .....	2:23:17
5. Askale Tafa Magarsa (ETH) .....	2:24:39

**2010 BMW Berlin Marathon**

September 26

**Men**

1. Patrick Makau (KEN) ..... 2:05:08
2. Geoffrey Mutai (KEN) ..... 2:05:10
3. Bazu Worku (ETH)..... 2:05:25
4. Yemane Tsegay (ETH)..... 2:07:52
5. Eliud Kiptanui (KEN) ..... 2:08:05

**Women**

1. Aberu Kebede (ETH)..... 2:23:58
2. Bezunesh Bekele (ETH) ..... 2:24:58
3. Tomo Morimoto (JPN)..... 2:26:10
4. Sabrina Mockenhaupt (GER)..... 2:26:21
5. Olena Burkovska (UKR)..... 2:28:31

**2010 Bank of America Chicago Marathon**

October 10

**Men**

1. Sammy Wanjiru (KEN) ..... 2:06:24
2. Tsegaye Kebede (ETH) ..... 2:06:43
3. Feyisa Lilesa (ETH)..... 2:08:10
4. Wesley Korir (KEN) ..... 2:08:44
5. Vincent Kipruto (KEN) ..... 2:09:08

**Women**

1. Liliya Shobukhova (RUS)..... 2:20:25
2. Atsede Baysa (ETH)..... 2:23:40
3. Maria Konovalova (RUS)..... 2:23:50
4. Desiree Davila (USA)..... 2:26:20
5. Irina Mikitenko (GER) ..... 2:26:40

**2010 ING New York City Marathon**

November 7

**Men**

1. Gebre Gebremariam (ETH) ..... 2:08:14
2. Emmanuel Mutai (KEN)..... 2:09:18
3. Moses Kigen Kipkosgei (KEN)..... 2:10:39
4. Abderrahim Goumri (MAR) ..... 2:10:51

5. James Kwambai (KEN)..... 2:11:31

**Women**

1. Edna Kiplagat (KEN) ..... 2:28:20
2. Shalane Flanagan (USA) ..... 2:28:40
3. Mary Keitany (KEN)..... 2:29:01
4. Inga Abitova (RUS)..... 2:29:17
5. Kim Smith (NZL) ..... 2:29:28

**2011****2011 Boston Marathon**

April 17

**Men**

1. Geoffry Mutai (KEN) ..... 2:03:02
2. Moses Mosop (KEN) ..... 2:03:06
3. Gebre Gebremariam (ETH) ..... 2:04:53
4. Ryan Hall (USA) ..... 2:04:58
5. Abreham Cherkos (ETH) ..... 2:06:13

**Women**

1. Caroline Kilel (KEN)..... 2:22:36
2. Desiree Davila (USA)..... 2:22:38
3. Sharon Cherop (KEN)..... 2:22:42
4. Caroline Rotich (KEN) ..... 2:24:26
5. Kara Goucher (USA)..... 2:24:52

**2011 Virgin London Marathon**

April 18

**Men**

1. Emmanuel Mutai (KEN)..... 2:04:40
2. Martin Lel (KEN) ..... 2:05:45
3. Patrick Makau (KEN) ..... 2:05:45
4. Marilson Dos Santos (BRA) ..... 2:06:34
5. Tsegaye Kebede (ETH) ..... 2:07:48

**Women**

1. Mary Keitany (KEN)..... 2:19:19
2. Liliya Shobukhova (RUS) ..... 2:20:15

- 3. Edna Kiplagat (KEN) .....2:20:46
- 4. Bezunesh Bekele (ETH) .....2:23:42
- 5. Atsede Baysa (ETH).....2:23:50

**2011 IAAF World Championships Marathon**

August 27 (Women); September 4 (Men)

**Men**

- 1. Abel Kirui (KEN) .....2:07:38
- 2. Vincent Kipruto (KEN) .....2:10:06
- 3. Feyisa Lilesa (ETH).....2:10:32
- 4. Abderrahime Bouramdane (MAR).....2:10:55
- 5. David Barmasai Tumo (KEN).....2:11:39

**Women**

- 1. Edna Kiplagat (KEN) .....2:28:43
- 2. Priscah Jeptoo (KEN) .....2:29:00
- 3. Sharon Cherop (KEN).....2:29:14
- 4. Bezunesh Bekele (ETH) .....2:29:21
- 5. Yukiko Akaba (JPN).....2:29:35

**2011 BMW Berlin Marathon**

September 25

**Men**

- 1. Patrick Makau (KEN) .....2:03:38
- 2. Stephen Kwelio (KEN) .....2:07:55
- 3. Edwin Kimaiyo (KEN).....2:09:50
- 4. Felix Limo (KEN).....2:10:38
- 5. Scott Overall (GBR) 2:10:55

**Women:**

- 1. Florence Kiplagat (KEN) .....2:19:44
- 2. Irina Mikitenko (GER) .....2:22:18
- 3. Paula Radcliffe (GBR) .....2:23:46
- 4. Atsede Habtamu (ETH).....2:24:25
- 5. Tatyana Petrova (RUS) .....2:25:01

**Upcoming 2011 World Marathon Majors Races**

- Bank of America Chicago Marathon ..... October 9
- ING New York City Marathon ..... November 6

**WORLD MARATHON MAJORS SERIES STATISTICS**

**Abbreviations Used Throughout This Section**

- BOS** = Boston Marathon
- LON** = Flora London Marathon
- BER** = BMW Berlin Marathon
- CHI** = Bank of America Chicago Marathon
- NYC** = ING New York City Marathon
- OLY** = Olympic Games Marathon
- WCM** = IAAF World Championships Marathon

**WORLD RECORDS SET IN WORLD MARATHON MAJORS EVENTS**

**Men**

WR	Athlete	WMM Event	Date
2:03:38	Patrick Makau (KEN)	BER	September 25, 2011
2:03:59*	Haile Gebrselassie (ETH)	BER	September 28, 2008
2:04:26	Haile Gebrselassie (ETH)	BER	September 30, 2007
2:04:55	Paul Tergat (KEN)	BER	September 28, 2003
2:05:38	Khalid Khannouchi (USA)	LON	April 14, 2002
2:05:42	Khalid Khannouchi (MAR)	CHI	October 24, 1999
2:06:05	Ronaldo da Costa (BRA)	BER	September 20, 1998
2:08:05	Steve Jones (GBR)	CHI	October 21, 1984
2:12:12	Abebe Bikila (ETH)	OLY (Tokyo)	October 21, 1964
2:15:17	Abebe Bikila (ETH)	OLY (Rome)	September 10, 1960
2:25:39	Yun Bok Suh (KOR)	BOS	April 19, 1947
2:32:36	Hannes Kolehmainen (FIN)	OLY (Antwerp)	August 22, 1920
2:55:19	Johnny Hayes (USA)	OLY (London)	July 24, 1908

**Women**

WR	Athlete	WMM Event	Date
2:15:25*	Paula Radcliffe (GBR)	LON	April 13, 2003
2:17:18	Paula Radcliffe (GBR)	CHI	October 13, 2002
2:18:47	Catherine Ndereba (KEN)	CHI	October 7, 2001
2:19:46	Naoko Takahashi (JPN)	BER	September 30, 2001
2:20:43	Tegla Loroupe (KEN)	BER	September 26, 1999
2:21:06	Ingrid Kristiansen (NOR)	LON	April 21, 1985
2:22:43	Joan Benoit Samuelson (USA)	BOS	April 18, 1983

\* Current World Record as of September 26, 2011

## WORLD MARATHON MAJORS STATISTICS

WR	Athlete	WMM Event	Date
2:25:29	Grete Waitz (NOR)	LON	April 17, 1983
2:25:42	Grete Waitz (NOR)	NYC	October 26, 1980
2:27:33	Grete Waitz (NOR)	NYC	October 21, 1979
2:32:30	Grete Waitz (NOR)	NYC	October 22, 1978
2:34:48**	Christa Vahlensieck (GER)	BER	September 10, 1977
2:42:24	Liane Winter (GER)	BOS	April 21, 1975

\*\* Set in the 1977 Germany Marathon Championships

### World Marathon Majors Three-peat Champions

Boston Marathon	
Clarence DeMar (USA)	1922-1924
Bill Rodgers (USA)	1978-1980
Cosmas Ndeti (KEN)	1993-1995
Uta Pippig (GER)	1994-1996
Fatuma Roba (ETH)	1997-1999
Robert Kipkoech Cheruiyot (KEN)	2006-2008
Virgin London Marathon	
Katrin Dorre (GER)	1992-1994
Dionicio Ceron (MEX)	1994-1996
BMW Berlin Marathon	
Haile Gebrselassie (ETH)	2006-2009 (four in a row)
ING New York City Marathon	
Bill Rodgers (USA)	1976-1979 (four in a row)
Grete Waitz (NOR)	1978-1980, 1982-1986 (five in a row)
Alberto Salazar (USA)	1980-1982

## WORLD MARATHON MAJORS STATISTICS

### MOST CAREER WORLD MARATHON MAJORS VICTORIES—ALL-TIME

Men	Total	BOS	LON	OLY	WCM	BER	CHI	NYC
1. Bill Rodgers (USA)	8	4						4
2. Clarence DeMar (USA)	7	7						
3. Khalid Khannouchi (MAR/USA)	5		1					4
3. Robert Kipkoech Cheruiyot (KEN)	5	4						1
3. Martin Lel (KEN)	5		3					2
6. Abel Anton (ESP)	4		1	2	1			
6. Gerard Cote (CAN)	4	4						
6. Haile Gebrselassie (ETH)	4				4			
6. Ibrahim Hussein (KEN)	4	3						1
6. Steve Jones (GBR)	4		1			2	1	
6. Antonio Pinto (POR)	4		3		1			
6. Alberto Salazar (USA)	4		1					3
6. Toshihiko Seko (JPN)	4		2	1			1	
6. Sammy Wanjiru (KEN)	4		1	1			2	

Women	Total	BOS	LON	OLY	WCM	BER	CHI	NYC
1. Grete Waitz (NOR)	12		2		1			9
2. Ingrid Kristiansen (NOR)	8	2	4				1	1
2. Rosa Mota (POR)	8	3	1	1	1		2	
2. Catherine Ndereba (KEN)	8	4			2		2	
2. Paula Radcliffe (GBR)	8	3			1		1	3
6. Uta Pippig (GER)	7	3				3		1
7. Joyce Chepchumba (KEN)	5		2				2	1
8. Joan Benoit Samuelson (USA)	4	2		1			1	
8. Katrin Dorre-Heinig (GER)	4		3			1		
8. Michiko Gorman (USA)	4	2						2
8. Tegla Loroupe (KEN)	4		1			1		2
8. Margaret Okayo (KEN)	4	1	1					2
8. Wanda Panfil (POL)	4	1	1		1			1
8. Fatuma Roba (ETH)	4	3		1				

**MOST WORLD MARATHON MAJORS TOP-3 PERFORMANCES**

**Men**

- 12 .....Clarence DeMar (USA): 1910 BOS (2<sup>nd</sup>); 1911 BOS (1<sup>st</sup>); 1917 BOS (3<sup>rd</sup>); 1922 BOS (1<sup>st</sup>); 1923 BOS (1<sup>st</sup>); 1924 BOS (1<sup>st</sup>); 1924 OLY (3<sup>rd</sup>); 1925 BOS (2<sup>nd</sup>); 1926 BOS (3<sup>rd</sup>); 1927 BOS (1<sup>st</sup>); 1928 BOS (1<sup>st</sup>); 1930 BOS (1<sup>st</sup>)
- 10 .....John A. Kelley (USA)
- 9 .....Jaouad Gharib (MAR)
- 9 .....Martin Lel (KEN)
- 9 .....Antonio Pinto (POR)
- 9 .....Bill Rodgers (USA)
- 7 .....Khalid Khannouchi (MAR/USA)

**Women**

- 17 .....Catherine Ndereba (KEN): 1999 NYC (2<sup>nd</sup>); 2000 BOS (1<sup>st</sup>); 2000 CHI (1<sup>st</sup>); 2001 BOS (1<sup>st</sup>); 2001 CHI (1<sup>st</sup>); 2002 BOS (2<sup>nd</sup>); 2002 CHI (2<sup>nd</sup>); 2003 LON (2<sup>nd</sup>); 2003 WCM (1<sup>st</sup>); 2003 NYC (2<sup>nd</sup>); 2004 BOS (1<sup>st</sup>); 2004 OLY (2<sup>nd</sup>); 2005 BOS (1<sup>st</sup>); 2005 WCM (2<sup>nd</sup>); 2006 NYC (3<sup>rd</sup>); 2007 WCM (1<sup>st</sup>), 2008 OLY (2<sup>nd</sup>)
- 13 .....Grete Waitz (NOR)
- 12 .....Joyce Chepchumba (KEN)
- 12 .....Ingrid Kristiansen (NOR)
- 10 .....Rosa Mota (POR)
- 10 .....Uta Pippig (GER)

**MOST CAREER WORLD MARATHON MAJORS TOP 5 PERFORMANCES**

**Men**

- 15 .....John A. Kelley (USA): 1934 BOS (2<sup>nd</sup>); 1935 BOS (1<sup>st</sup>); 1936 BOS (5<sup>th</sup>); 1937 BOS (2<sup>nd</sup>); 1938 BOS (3<sup>rd</sup>); 1940 BOS (2<sup>nd</sup>); 1941 BOS (2<sup>nd</sup>); 1942 BOS (5<sup>th</sup>); 1943 BOS (2<sup>nd</sup>); 1944 BOS (2<sup>nd</sup>); 1945 BOS (1<sup>st</sup>); 1946 BOS (2<sup>nd</sup>); 1948 BOS (4<sup>th</sup>); 1949 BOS (4<sup>th</sup>); 1950 BOS (5<sup>th</sup>)
- 13 .....Clarence DeMar (USA)
- 13 .....Bill Rodgers (USA)
- 11 .....Stefano Baldini (ITA)
- 10 .....Jaouad Gharib (MAR)
- 10 .....Robert Kipkoech Cheruiyot (KEN)
- 10 .....Martin Lel (KEN)
- 9 .....Abdelkader El Mouaziz (MAR)
- 9 .....Khalid Khannouchi (MAR/USA)
- 9 .....Antonio Pinto (POR)
- 9 .....Paul Tergat (KEN)

**Women**

- 19 .....Catherine Ndereba (KEN): 1999 NYC (2<sup>nd</sup>); 2000 BOS (1<sup>st</sup>); 2000 CHI (1<sup>st</sup>); 2001 BOS (1<sup>st</sup>); 2001 CHI (1<sup>st</sup>); 2002 BOS (2<sup>nd</sup>); 2002 CHI (2<sup>nd</sup>); 2003 LON (2<sup>nd</sup>); 2003 WCM (1<sup>st</sup>); 2003 NYC (2<sup>nd</sup>); 2004 BOS (1<sup>st</sup>); 2004 OLY (2<sup>nd</sup>); 2005 BOS (1<sup>st</sup>); 2005 WCM (2<sup>nd</sup>); 2006 NYC (3<sup>rd</sup>); 2007 WCM (1<sup>st</sup>); 2007 NYC (5<sup>th</sup>), 2008 OLY (2<sup>nd</sup>); 2008 NYC (5<sup>th</sup>)
- 16 .....Joyce Chepchumba (KEN)
- 14 .....Ingrid Kristiansen (NOR)
- 14 .....Grete Waitz (NOR)
- 13 .....Renata Kokowska (POL)

### MOST WORLD MARATHON MAJORS TOP-5 – SEASON

Nine women have placed in the top 5 in three Majors in a season. Only one, Grete Waitz, has won three Majors in the same season. No men have placed in three Majors in the same year.


1983	.....	Grete Waitz: LON (1 <sup>st</sup> ), WCM (1 <sup>st</sup> ), NYC (1 <sup>st</sup> )
1983	.....	Jacqueline Gareau: BOS (2 <sup>nd</sup> ), WCM (5 <sup>th</sup> ), CHI (2 <sup>nd</sup> )
1984	.....	Ingrid Kristiansen: LON (1 <sup>st</sup> ), OLY (4 <sup>th</sup> ), CHI (3 <sup>rd</sup> )
1995	.....	Manuela Machado: LON (2 <sup>nd</sup> ), WCM (1 <sup>st</sup> ), NYC (2 <sup>nd</sup> )
1995	.....	Rittva Lemettinen: LON (3 <sup>rd</sup> ), WCM (5 <sup>th</sup> ), CHI (1 <sup>st</sup> )
2001	.....	Svetlana Zakharova: LON (2 <sup>nd</sup> ), WCM (3 <sup>rd</sup> ), NYC (3 <sup>rd</sup> )
2003	.....	Catherine Ndereba: LON (2 <sup>nd</sup> ), WCM (1 <sup>st</sup> ), NYC (2 <sup>nd</sup> )
2005	.....	Constantina Dita: LON (2 <sup>nd</sup> ), WCM (3 <sup>rd</sup> ), CHI (2 <sup>nd</sup> )
2007	.....	Gete Wami: LON (2 <sup>nd</sup> ), BER (1 <sup>st</sup> ), NYC (2 <sup>nd</sup> )

#### Lunch at 4:30 a.m.?

The 45,000 Bank of America Chicago Marathon participants might have it easier than some of those working behind the scenes to stage the race. Race officials and work crews are stationed in Grant Park and along the course as early as 2 a.m.—many never even bother to go to sleep—in order to make final preparations for the event. There is a 2 a.m. “crew call” for all those involved with the live NBC 5 race day broadcast. Their “lunch hour” is scheduled for 4:30 a.m. It will be 11 a.m. when the broadcast goes off the air and several hours more before they break down their equipment.



# COURSE INFORMATION



# LET'S **SRUN** TOGETHER

October 9, 2011



**WORLD MARATHON MAJORS**  
BOSTON LONDON BERLIN CHICAGO NEW YORK

**COURSE INFORMATION**

Course Map .....	244
Street-by-Street Time and Location .....	245
Viewing Areas by CTA Trains .....	247
Points of Interest .....	248
Course Aid & Safety .....	249



**STREET-BY-STREET TIME & LOCATION**

**Start to Mile 2 (Wheelchair Start: 7:20 a.m.; Runners: 7:30 a.m. – 8:30 a.m.)**

Marathon starts in Grant Park at Columbus Dr. and Monroe Dr. The route travels north on Columbus to Grand Ave., west on Grand to Rush St., south on Rush St. to Hubbard St., west on Hubbard to State St. and south on State to Jackson Blvd.

**Mile 2 to Mile 4 (Wheelchair: 7:31 a.m.; Runners: 7:39 a.m. – 9:00 a.m.)**

Continues west on Jackson Blvd. from State St. to LaSalle St. and north on LaSalle St. to Division St.

**Mile 4 to Mile 6 (Wheelchair: 7:38 a.m.; Runners: 7:49 a.m. – 9:30 a.m.)**

Continues north on LaSalle St. from Division St. to Stockton Dr., north on Stockton Dr. to Fullerton Pkwy., east on Fullerton Pkwy. to Cannon Dr. and north on Cannon Dr.

**Mile 6 to Mile 8 (Wheelchair: 7:45 a.m.; Runners: 7:58 a.m. – 10:00 a.m.)**

Continues north on Cannon Dr. from Fullerton Pkwy. to Sheridan Dr., north on Sheridan Dr. to Inner Lake Shore Dr., north on Inner Lake Shore Dr. to Addison St., west on Addison St. to Broadway St. and south on Broadway to Roscoe St.

**Mile 8 to Mile 10 (Wheelchair: 7:52 a.m.; Runners: 8:08 a.m. – 10:30 a.m.)**

Continues south on Broadway St. from Roscoe St. to Clark St., south on Clark St. to Webster St., west on Webster St. to Sedgwick St., south on Sedgwick St. to Menomonee St.

**Mile 10 to Mile 12 (Wheelchair: 7:59 a.m.; Runners: 8:18 a.m. – 11:00 a.m.)**

Continues south on Sedgwick St. from Menomonee St. to North Ave. (eastbound lanes), east on North Ave. to Wells St., south on Wells St. to Hubbard St., west on Hubbard St. to Franklin St.

**Mile 12 to Mile 14 (Wheelchair: 8:06 a.m.; Runners: 8:27 a.m. – 11:30 a.m.)**

Continues west on Hubbard St. to Orleans St., south on Orleans St. to Franklin St., south on Franklin St. to Adams St., west on Adams St. to Racine Ave.

**Mile 14 to Mile 16 (Wheelchair: 8:13 a.m.; Runners: 8:37 a.m. – 12:00 p.m.)**

Continues west on Adams St. to Damen Ave., south on Damen Ave. to Van Buren St., east on Van Buren St. to Ogden Ave. and northeast on Ogden Ave. to Jackson Blvd.

**Mile 16 to Mile 18 (Wheelchair: 8:19 a.m.; Runners: 8:47 a.m. – 12:30 p.m.)**

Continues east on Jackson Blvd. to Halsted St., south on Halsted St. to Taylor St. and west on Taylor St. to Laffin St.

## STREET-BY-STREET TIME & LOCATION

### **Mile 18 to Mile 20 (Wheelchair: 8:26 a.m.; Runners: 8:56 a.m. – 1:00 p.m.)**

Continues west on Taylor St. to Ashland Ave., south on Ashland Ave. (northbound lanes) to 18<sup>th</sup> St., east on 18<sup>th</sup> St. to Halsted St. and south on Halsted St. to Cermak Rd.

### **Mile 20 to Mile 22 (Wheelchair: 8:33 a.m.; Runners: 9:06 a.m. – 1:30 p.m.)**

Continues south on Halsted St. from Cermak Rd. to Archer Ave., northeast on Archer Ave. to Cermak Rd., east on Cermak Rd. to Wentworth Ave., south on Wentworth Ave. to 27<sup>th</sup> St.

### **Mile 22 to Mile 24 (Wheelchair: 8:40 a.m.; Runners: 9:15 a.m. – 2:00 p.m.)**

Continues south on Wentworth Ave. to 33<sup>rd</sup> St., east on 33<sup>rd</sup> St. to State St., south on State St. (northbound lanes) to 35<sup>th</sup> St., east on 35<sup>th</sup> St. to Michigan Ave., north on Michigan Ave. to 29<sup>th</sup> St.

### **Mile 24 to Mile 26 (Wheelchair: 8:47 a.m.; Runners: 9:25 a.m. – 2:30 p.m.)**

Continues north on Michigan Ave. to Roosevelt Rd., east on Roosevelt Rd. (westbound lanes) to Columbus Dr., north on Columbus Dr.

### **Mile 26 to Finish (Wheelchair: 8:54 a.m.; Runners: 9:35 a.m. – 2:35 p.m.)**

The route concludes north on Columbus Dr. to the Finish Line.

#### **Street Cred**

Bank of America Chicago Marathon Executive Race Director Carey Pinkowski has a lot of street credibility in Chicago given that there is actually a street named after him. In 2009 the City of Chicago named the portion of Columbus Drive where the Chicago Marathon traditionally starts in honor of Pinkowski's 20-year tenure as race director, and in recognition of his efforts to bring the race to world-class status. Signs for "Carey Pinkowski Drive" are visible at the start area.

## VIEWING AREAS BY CTA TRAINS

### **VIEWING AREAS BY CTA TRAINS**

#### **Grand (Red Line) Station – Miles 1, 3 and 12**

Board a Red Line train and exit at Grand Avenue.

#### **Monroe (Red Line) Station – Mile 2**

Board a Red Line train and exit at Monroe Street. Walk one block west to State Street.

#### **Chicago (Red Line) Station – Miles 3.5 and 11.5**

Board a Red Line train and exit at Chicago Avenue. Walk three blocks west to LaSalle Street.

#### **Addison (Red Line) Station – Mile 7.75**

Board a Red Line train and exit at Addison Street. Walk four blocks east to Broadway Street.

#### **Sedgwick (Brown Line) Station – Mile 10.25**

Board a Brown Line train and exit at Sedgwick Street. Walk a half-block north to North Avenue.

#### **UIC-Halsted (Blue Line) Station – Miles 16, 16.5**

Board a Blue Line train and exit at UIC-Halsted. Use the Halsted Street exit or Morgan Street exit. Walk two blocks north on Morgan Street to Adams Street to view the runners at Mile 16 in Greektown or use the Halsted Street exit to Mile 16.5.

#### **18<sup>th</sup> (Pink Line) Station – Mile 19**

Board a Pink Line train and exit at 18<sup>th</sup> Street. Walk one block east to Ashland Avenue.

#### **Halsted (Orange Line) Station – Mile 20.5**

Board an Orange Line train and exit at Halsted Street.

#### **35<sup>th</sup>-Bronzeville-IIT (Green Line) Station – Mile 23**

Board a Green Line train and exit at 35<sup>th</sup>-Bronzeville-IIT. Use the 33<sup>rd</sup> Street or 35<sup>th</sup> Street exit.

#### **Sox-35<sup>th</sup> (Red Line) Station – Mile 23.25**

Board a Red Line train and exit at 35<sup>th</sup> Street. Walk two blocks east on 35<sup>th</sup> Street to State Street.

#### **Roosevelt (Red, Green and Orange Line) Station – Finish Line**

Board a Red, Green or Orange Line train and exit at Roosevelt Road. Walk east on Roosevelt Road toward the Museum Campus/Grant Park.

## POINTS OF INTEREST

Mile	Point of Interest	Location
1	Chicago Theater.....	State St. and Lake St.
	Aid Station 1.....	State St. and Randolph St.
3	Aid Station 2.....	LaSalle St. and Ohio St.
5	Lincoln Park Zoo.....	Stockton Dr. and Webster Ave.
	Aid Station 3.....	Stockton Dr. north of LaSalle St.
	Aid Station 4.....	Cannon Dr. north of Fullerton Pkwy.
8	Aid Station 5.....	Broadway St. and Aldine Ave.
9	Aid Station 6.....	Clark St. and Belden Ave.
10	Aid Station 7.....	Wells St. and North Ave.
11	Aid Station 8.....	Wells St. and Grand Ave.
12	Aid Station 9.....	Franklin St. and Washington Blvd.
13	Bank of America Cheer Zone.....	Franklin St. and Adams St.
	Willis Tower.....	Franklin St. and Adams St.
	U.S. Trust Cheer Zone.....	Adams St. and Wacker Dr.
13	Aid Station 10.....	Adams St. and Racine Ave.
14	Charity Block Party.....	Adams St. and Loomis St.
	United Center.....	Adams St. and Damen Ave.
15	Aid Station 11.....	Ogden Ave. and Van Buren St.
16	Aid Station 12.....	Jackson Blvd. and Sangamon St.
17	Aid Station 13.....	Taylor St. and Racine Ave.
19	Aid Station 14.....	18 <sup>th</sup> St. and Blue Island Ave.
20	Aid Station 15.....	Halsted St. and Canalport Ave.
	Aid Station 16.....	Archer Ave. and Wallace St.
21	Chinatown Gate.....	Cermak Rd. and Wentworth Ave.
22	U.S. Cellular Field.....	35 <sup>th</sup> St. and Wentworth Ave.
	Aid Station 17.....	Wentworth Ave. and 29 <sup>th</sup> St.
23	Aid Station 18.....	Michigan Ave. and 34 <sup>th</sup> St.
24	Nike Inspiration Zone.....	Michigan Ave. and 31 <sup>st</sup> St.
	Nike Northside/Southside Challenge.....	Michigan Ave. and 31 <sup>st</sup> St.
	Aid Station 19.....	Michigan Ave. and 28 <sup>th</sup> St.
	Aid Station 20.....	Michigan Ave. and 18 <sup>th</sup> St.
26	Merrill Lynch Cheer Zone.....	Roosevelt Rd. and Michigan Ave.

## COURSE AID &amp; SAFETY

## Aid Stations

20 Aid Stations are located along the course approximately one to two miles apart. Each Aid Station consists of the following amenities in this order: Medical Tent with access to a Runner Transport\* vehicle, toilet facilities, G Series Pro™ Gatorade Perform O2 Endurance Formula (lemon-lime flavor), water, and a public address announcer. Aid Station 13 (Mile 17.8) will offer Clif SHOT® (Razz®, Vanilla, Citrus + Caffeine and Mocha + Caffeine flavors) and Aid Stations 15-18 (Miles 20 – 23.5) will offer bananas.

\* Runner Transport vehicles provide non-emergency transportation back to Grant Park in the event that a participant is unable to complete the race.

## Event Alert System

A color-coded Event Alert System (EAS) will communicate the status of course conditions to participants leading up to and on race day. The levels range from Low (green) to Moderate (yellow) to High (red) to Extreme (black) based primarily on the weather, as well as other conditions.

- E-mail and website communication during race week will inform participants of the current Event Alert System status and provide preparation tips based on advance weather forecasts.
- Updates will be made at the Chicago Marathon Health & Fitness Expo via handouts at the Participant Packet Pick-Up area and public address announcements.
- On race day, the current Event Alert System status will be communicated via public address announcements and color-coded signs/flags at the start and finish areas, and along the course at each of the 20 Aid Station locations and via large digital traffic message boards.

For more information, go to [www.chicagomarathon.com/eas](http://www.chicagomarathon.com/eas).

LET'S RUN  
TOGETHER





# CHARITY & COMMUNITY

# LET'S **SRUN** TOGETHER

October 9, 2011



**WORLD MARATHON MAJORS**  
BOSTON LONDON BERLIN CHICAGO NEW YORK

**CHARITY AND COMMUNITY PROGRAMS**

Charity Program Overview..... 252  
2011 Top 10 Charity Teams by Participation ..... 253  
Charity Program Annual Fundraising Results ..... 254  
Community Programs ..... 255

## CHARITY PROGRAM OVERVIEW

### CHARITY PROGRAM OVERVIEW

Since 2002, Bank of America Chicago Marathon participants have raised more than \$70 million through the Charity Program. This feat is accomplished by individual participants who sign on to support an affiliated cause by committing to fundraise in conjunction with completion of the Marathon. Every organization allows its team of runners the distinctive opportunity to make more of their Marathon experience by not only accomplishing a personal goal on race day, but by contributing to a larger goal and giving back to a worthy cause.

For the Bank of America Chicago Marathon charities, their mission begins months in advance as they work to ensure that their runners accomplish their individual goals while simultaneously connecting with the charity's overall vision and fundraising goals. Each organization dedicates countless hours and resources to recruiting, planning and organizing their charity runner program. The experience begins with training runs for many of the runners along Chicago's lakefront path and suburban locations, team parties during the training season and pasta parties on race weekend. Charities focus on creating a memorable experience for their runners that lasts well beyond the finish line.

In a sport that focuses on individual accomplishments, the Charity Program transforms the Marathon experience into a team endeavor. It is easy to see why so many runners return to their charity teams year after year.

*For a complete list of charities participating in this year's Bank of America Chicago Marathon Charity Program visit [www.chicagomarathon.com/charityprogram](http://www.chicagomarathon.com/charityprogram).*

### Charity Program Growth

The Charity Program has grown from 14 charities with 1,674 runners in 2001 to a record of more than 160 charities with over 10,000 runners in 2011. In 2010, charity runners raised \$12 million to fund causes ranging from healthier school initiatives, medical research and animal assistance to foreign aid/humanitarian efforts and assisting the families of those in the armed forces. The runners truly take the experience of the Chicago Marathon beyond the confines of Grant Park and change lives around the world.

### Mayor Richard M. Daley and Maggie Daley Award

In 2010, the Bank of America Chicago Marathon announced the establishment of the Mayor Richard M. Daley and Maggie Daley Award. The award will be given annually to the Marathon participant who raises the most funds for charity through their participation in the Chicago Marathon. At this year's Bank of America Shamrock Shuffle 8K, Carl Allegretti, who raised more than \$81,000 for Children's Memorial Hospital, was recognized as the first recipient of the award.

## 2011 TOP 10 CHARITY TEAMS BY PARTICIPATION

### 2011 TOP 10 CHARITY TEAMS BY PARTICIPATION

Charity	Participants	Funds Raised In 2010
Team World Vision	1013	1,400,000.00
American Cancer Society	753	1,000,000.00
The Leukemia & Lymphoma Society - Team In Training	475	1,100,000.00
PAWS Chicago	421	346,028.00
Opportunity Enterprises - OE Runners	337	459,162.00
Ronald McDonald House Charities (RMHC)	322	380,000.00
Team to End AIDS (T2)	287	404,838.00
Children's Memorial Hospital Foundation	230	404,229.36
Non-Profit Chiropractic Organization (NPCO)	225	27,000.00
ALSAC/St. Jude Children's Research Hospital, St. Jude Heroes Team	217	203,456.00

### International Flavor

The Bank of America Chicago Marathon has teamed up for many years with the Chicago Sister Cities International Program to recruit increasing numbers of international runners and welcome them to Chicago. The 1996 race had only 322 international participants. That number jumped to 2,242 by 1999 and now stands at 7,261 for 2011. Pockets of ethnic cheering sections are spread out over the course, with the most prominent being Pilsen, Chinatown and Little Italy.

CHARITY PROGRAM ANNUAL FUNDRAISING RESULTS

Year	Charities	Participants	Funds Raised (\$)
2011	162	10,192*	N/A
2010**	150	9,842	12,109,000
2009	123	8,768	10,183,855
2008	110	6,745	9,209,000
2007	85	6,600	9,985,482
2006	60	4,500	9,500,000
2005	43	3,000	6,317,000
2004	29	2,449	4,740,000
2003	19	2,527	4,540,000
2002	14	1,674	2,950,000
2001	7	N/A	N/A

\*2011 number of runners is approximate based on results as of September 1, 2011. Dollar figures will not be available until all charities report their final fund raising results after the race.

\*\*Fundraising results from the 2010 Bank of America Chicago Marathon can be viewed at [www.chicagomarathon.com/2010fundraising](http://www.chicagomarathon.com/2010fundraising).

Records on the charity program were not officially kept until 2002.

COMMUNITY PROGRAMS

Youth Initiatives

**Bank of America Chicago Youth Fitness Initiative**

Bank of America set in motion a new Chicago Youth Fitness Initiative to financially boost local Chicago nonprofit organizations that invest in the present and future health of Chicago's kids. Two dollars from each registration fee for the 2011 Bank of America Shamrock Shuffle 8K and the 2011 Bank of America Chicago Marathon, along with a matching gift from the bank, have generated funds to be split among five organizations, impacting thousands youngsters across Chicago: Chicago Run, Parkways Foundation, Girls on the Run, MGR Foundation and Special Children's Charities/Special Olympics Chicago. Beyond its initial donation, Bank of America has also pledged its ongoing support to the organizations through its leadership and volunteerism.

**Chicago Park District CityWide Cross Country Championships**

In partnership with the Bank of America Chicago Marathon, the Chicago Park District annually hosts the CityWide Cross Country Championships for local youth. Each fall, 1,000 participants compete in three regional qualifying contests with the top 12 finishers advancing to the championship race.

The 2011 regional competitions took place during the month of September culminating with the CityWide Championships in October. Results of the competition were not available at press time for this publication, but can be viewed online at [chicagomarathon.com](http://chicagomarathon.com).

**Athlete School Visits**

During race week several elite athletes will visit Nettlehorst Elementary School, St. Ignatius College Prep and St. James Lutheran School in Chicago to share the stories of their success and the dedication it takes to become a professional athlete. They also discuss the importance of nutrition, fitness and exercise in all lifestyles. Athlete school visits are typically planned on Thursday and Friday of race week.

**Nike Northside/Southside Challenge at the Bank of America Chicago Marathon**

Nike and the Bank of America Chicago Marathon are inspiring the next generation of runners to run in the footsteps of their running heroes. The Northside/Southside Challenge gives high school athletes the unique opportunity to compete in an invitational meet on the Marathon course while the race is in progress. Athletes will compete on behalf of their respective high schools as well as part of the larger Northside or Southside teams. The race starts at Mile 24 where participants will compete over the last 2.62 miles of the course ending at the same official Marathon finish line. Boys start will be at 7:40 a.m. followed by the girls at 7:50 a.m.

**Charitable Contributions****Greater Chicago Food Depository**

The Bank of America Chicago Marathon will donate remaining food from the Runner Refreshment area to the Greater Chicago Food Depository. For more information on the Greater Chicago Food Depository and the Chicago-area organizations it supports, visit [chicagos-foodbank.org](http://chicagos-foodbank.org)

**Pacific Garden Mission**

The Bank of America Chicago Marathon partners with Chicago's Pacific Garden Mission homeless shelter to make good use of discarded race day clothing. Worthwhile items discarded or unclaimed by participants following the race are donated to the organization and used to provide for homeless men, women and children. For more information on the Pacific Garden Mission and its programs, visit [pgm.org](http://pgm.org).

**Share Your Soles**

Bank of America Chicago Marathon participants, families, friends and spectators are encouraged to donate running and other styles of shoes at this year's Bank of America Chicago Marathon Health & Fitness Expo, as well as on race day. Last year, Share Your Soles collected over 3,500 pairs of shoes and delivered them to less fortunate people around the world. More information on Share Your Soles is available at [shareyoursoles.org](http://shareyoursoles.org).

**Course Activation****Bank of America Cheer Zone**

Spectators can enjoy one of the most exciting race day views at the Bank of America Cheer Zone located at the intersection of Franklin and Adams streets, adjacent to the Willis Tower, the tallest building in North America. Just a block from the CTA's Quincy/Wells stop and two blocks from Metra's Union Station, you can cheer on the runners as they turn west on Adams Street and head toward the halfway point (13.1 miles). Rally cards will be available for friends and family to create custom messages and provide runners with an extra boost of inspiration.

**U.S. Trust Cheer Zone**

Directly beyond the Bank of America Cheer Zone is the U.S. Trust Cheer Zone, at the intersection of Adams Street and Wacker Drive. Spectators can support runners at one of the most scenic points of the course, just before they cross the Chicago River and approach the half marathon checkpoint. The energy is certain to be high with the second half of the race on the horizon.

**Merrill Lynch Cheer Zone**

Spectators can urge on runners just as they need it most at the Merrill Lynch Cheer Zone, located at the intersection of Roosevelt Road and Michigan Avenue. Witness one of the most rewarding sections of the course as runners face their final challenge—the Roosevelt Overpass—before they enter the homestretch. Just a few blocks off the CTA Red Line and positioned with less than a half mile to go, the Merrill Lynch Cheer Zone is the ultimate rally station.

**Charity Block Party**

Thousands of Bank of America Chicago Marathon participants will be running for more than 160 different charity teams and fundraising on behalf of important causes. To celebrate the impact these participants make on the local, national and global stage, the Bank of America Chicago Marathon will host a Charity Block Party at approximately Mile 14. Spectators, family and friends are welcome to cheer their charity runners on at the Charity Block Party located at Adams and Loomis streets near Whitney Young High School.

**Community Leaders**

In partnership with the communities that comprise the Marathon course, the Bank of America Chicago Marathon works with local leadership to activate spectators and fans from surrounding homes, businesses, schools and community groups to enthusiastically support Marathon participants. Several community leaders have stepped up to organize their sections of the course by hosting rally stations and volunteering at Aid Stations.

**Volunteer Groups**

Working behind the scenes at the Bank of America Chicago Marathon Health & Fitness Expo, in Grant Park and along the 26.2-mile course, more than 12,000 volunteers make the Bank of America Chicago Marathon possible. For a complete list of groups volunteering at this year's Chicago Marathon visit [www.chicagomarathon.com/volunteergroups](http://www.chicagomarathon.com/volunteergroups).

LET'S RUN  
TOGETHER





# STAFF & SPONSORS

# LET'S **SRUN** TOGETHER

October 9, 2011



**WORLD MARATHON MAJORS**  
BOSTON LONDON BERLIN CHICAGO NEW YORK

**STAFF & SPONSORS**

Executive Staff Biographies ..... 260  
Bank of America Chicago Marathon Staff..... 265  
Sponsors ..... 266

**TIM MALONEY**

**Illinois State President  
Bank of America**

Tim Maloney is the Illinois State President for Bank of America, leading the bank's corporate philanthropic, civic, and community affairs efforts across the state. Additionally, Tim is the Central Division Executive for U.S. Trust, Bank of America Private Wealth Management. In this role, Tim leads the overall effort to serve the wealth management needs of high net worth individuals and families within the Central Division.

Previously, Tim was president of Bank of America Investment Services, Inc. from 2005 to 2007. Prior to that, Tim was president of the Central Region for The Private Bank of Bank of America, a role that he held beginning December, 2001.

Before joining Bank of America, Tim spent more than 20 years in the financial service industry, gaining experience as a financial advisor, branch manager and regional sales director with Dean Witter Reynolds and as regional director and executive director with Morgan Stanley.

Tim earned a B.A. from Amherst College and a M.A. from the University of North Carolina at Chapel Hill. He is a member of the Civic Committee of the Commercial Club of Chicago, the Economic Club of Chicago, as well as a founding bank member of the Chicago Community Trust. He currently serves on the boards of the United Way of Metropolitan Chicago, After School Matters, The Museum of Science and Industry, and The Whitehead Foundation in New York.

**CINDY NGUYEN**

**Strategic Sponsorship Marketing Executive  
Bank of America**

Cindy Nguyen is the Strategic Sponsorship Marketing Executive on the Global Sponsorship Marketing team at Bank of America. In that role, she leads the team responsible for strategy, planning and implementation across the bank's global sponsorship portfolio. This includes oversight of the Bank of America Chicago Marathon.

In Nguyen's 10-year tenure with Bank of America, she has been instrumental in developing multiple brand and advertising campaigns. Before joining Bank of America, Nguyen worked for Giant Step, the interactive arm of Leo Burnett, and the Chicago Tribune. She received her B.S. in Communications, with concentrations in Journalism and Organizational Communications, from Northwestern University.

Nguyen lives in Los Angeles, California.

**CAREY PINKOWSKI****Executive Race Director****Bank of America Chicago Marathon**

Carey Pinkowski has served as Executive Race Director of the Bank of America Chicago Marathon since 1990. In his 22-year tenure, he has grown the event to one of the largest marathons in the world with 45,000 runners representing all 50 states and more than 100 foreign countries each year.

As Executive Race Director, Mr. Pinkowski is responsible for all facets of the race, most notably recruiting a field of world-class athletes that competes for the event's \$450,000 prize purse. Under his leadership, the Bank of America Chicago Marathon has posted three world records: Khalid Khannouchi (1999), Catherine Ndereba (2001) and Paula Radcliffe (2002).

In 2006, Pinkowski forged the Bank of America Chicago Marathon's involvement in the formation of the World Marathon Majors. The series, formed by the Chicago race along with the Boston Marathon, Virgin London Marathon, BMW Berlin Marathon and ING New York City Marathon, awards the world's top male and female marathoners with a \$1 million prize purse to be split equally.

Mr. Pinkowski is also responsible for designing the 26.2-mile Marathon route, world-renowned for its speed, and coordinating all logistics of the race with dozens of city, state and federal agencies. As a result of his expertise, he was tagged by the Chicago 2016 committee to design the marathon course for Chicago's 2016 Summer Olympic Games bid.

Since 2001, the Bank of America Chicago Marathon's economic impact on the City of Chicago has grown three-fold to nearly \$150 million per year. And since 2002, the event's Official Charity Program has raised more than \$70 million for charitable causes, with \$12 million raised in 2010.

Thanks to Mr. Pinkowski's leadership, the Bank of America Chicago Marathon has matured from a local road race to a world-class competition. For his efforts, he has received numerous awards including the Illinois Track & Cross Country Coaches Association Meritorious Service to the Youth of Illinois Award in 1998, Chicago Area Runners Association Gold Medal Award for Event Production in 1999, MarathonFoto/Road Race Management Race Director of the Year Award presented by Running Times magazine in 2001, Runner's World magazine's Best Race Director Award in 2002, the National Distance Running Hall of Fame's prestigious Fred Lebow Award in 2004, and USA Track & Field's Allan Steinfeld Award for Lifetime

Achievement in Men's Long Distance Running in 2009.

Mr. Pinkowski is a member of the Indiana Athletic Hall of Fame and the Running USA Hall of Champions. He serves on the advisory board for the National Distance Running Hall of Fame and is a member of USA Track & Field Men's Long Distance Running Executive Committee.

Mr. Pinkowski lives in Elmhurst, Ill. with his wife, Sue, and two children, Sarah and Matthew.

**DR. GEORGE T. CHIAMPAS****Medical Director****Bank of America Chicago Marathon**

Dr. George T. Chiampas was named Medical Director of the Bank of America Chicago Marathon in 2007 after serving as consulting physician from 2000 to 2006. Dr. Chiampas is an Assistant Professor in Emergency and Sports Medicine at Northwestern University's Feinberg School of Medicine and Northwestern Memorial Hospital. He also serves as Assistant Team Physician for Northwestern University athletics, U.S. Soccer and the Chicago Blackhawks. Additionally, Dr Chiampas serves as a volunteer Medical Director for several Chicago area sporting events throughout the year.

After receiving his Bachelor of Science degree from Chicago's Loyola University, Dr. Chiampas completed his residency in Emergency Medicine at Cook County Hospital where he was named Trauma Resident of the Class of 2003. He served as Attending Physician of Emergency Medicine at Rush University Medical Center and completed his Primary Care Sports Medicine Fellowship at Resurrection Medical Center. In addition, Dr. Chiampas interned at Illinois Masonic Medical Center and received his Doctorate of Osteopathy from Midwestern University. He has been at Northwestern Memorial Hospital since 2008 and was awarded "Best Role Model" by the emergency residents for 2010/2011.

Dr. Chiampas lectures nationally and internationally on emergency and sports medicine. He serves on the U.S. Soccer Medical Advisory Committee for Emergency Medicine and is current president of the American Road Race Medical Society (ARRMS) and is a member of the American College of Sports Medicine (ACSM) and the American Medical Society for Sports Medicine (AMSSM).

Dr. Chiampas is the founder and co-director of the Chicago Cardiac Arrest Resuscitation Education Service (CCARES), an organization focused on increasing the survival rate of cardiac arrest victims in the city of Chicago by educating non-medical bystanders in hands-only CPR.

**BANK OF AMERICA CHICAGO MARATHON STAFF****Chicago Event Management**

**Carey Pinkowski**, President / Executive Race Director

**Michael Nishi**, Senior Vice President / General Manager

**Howard Kambara**, Senior Director of Business Administration

**Paul Brackett**, Senior Director of Sales and Sponsorship

**Paul Farmer**, Senior Director of Information Technology

**Jennifer McCrea**, Senior Director of Human Resources

**Summer Howard**, Account and Sponsorship Director

**Dr. George Chiampas**, Medical Director

**Jeremy Borling**, Communications Director

**Robin Monsky**, Media Relations Director

Sean Barus

Janet Raugust

Catherine Cannon

Brad Rogstad

Laura Depta

Jackie Sablich

Christian Hoffer

Alex Sawyer

Eileen Hurley

Brian Tate

April Janssen

Michelle Towsey

Connor Kelly

David Waskowski

David Louthan

Tracey Wilson

Marc Marquez

**Bank of America**

**Tim Maloney**, President, Bank of America Illinois

**Charles Greenstein**, Global Sponsorship Marketing Executive

**Cindy Nguyen**, Strategic Sponsorship Marketing Executive

**Misty Rock**, Signature Sponsorship Events Manager

**Tim Hadzima**, Endurance Program Manager

**Diane Wagner**, SVP, Media Relations

Brian Jones

Suzanne Berry

Marianne Rotole



**Contact:**  
 Stephanie S. Johnson  
 Director, Public Affairs  
 630.990.5165  
 Stephanie.Johnson@advocatehealth.com

**Advocate Health Care Announces Official Sponsorship of the  
 2011 Bank of America Chicago Marathon**

**OAK BROOK, Ill.** (August 23, 2011) – Advocate Health Care, recognized as one of the nation’s top 10 health systems - today announced it is proud to be serving as an official sponsor of the 2011 Bank of America Chicago Marathon. As part of the sponsorship, Advocate is supporting runners’ good heart health by offering a ‘free’ online heart health assessment, “Know Your Numbers,” at [InspiringMedicine.com/heart](http://InspiringMedicine.com/heart).

Advocate has the most comprehensive heart program in the state, treating more hearts than any other health system in Illinois.

“We believe in supporting heart health,” said Jim Skogsbergh, president and CEO of Advocate Health Care. “This sponsorship with one of the nation’s most prestigious marathons allows us to better connect with and serve those members of our communities who lead an active lifestyle.”

In 2010, Advocate provided \$474 million in charitable care and services, which represents more than one-million lives touched in the communities it serves throughout Chicagoland and Central Illinois.

This year Advocate is using social media to help connect with runners. Ten lucky runners won free entries to the Sold Out marathon after sharing their inspiring stories on Advocate’s Inspired to Run Facebook page, which offers fans heart health tips from medical experts and much more. Additionally, anyone who fans Advocate’s Inspired to Run Facebook page up until the marathon kicks off or any runners who stop by to check-in with Advocate during the marathon are eligible to win more fun prizes.

The 34<sup>th</sup> annual Bank of America Chicago Marathon is scheduled for October 9. 45,000 participants are signed up and Advocate wants them to know that they will be cheering them on every step of the way.

###

**About Advocate Health Care**

Advocate Health Care, one of the nation’s top 10 health systems based on clinical performance, is the largest health system in Illinois and one of the largest health care providers in the Midwest. Advocate operates more than 250 sites of care, including 10 acute care hospitals, two integrated children’s hospitals, five Level I trauma centers (the state’s highest designation in trauma care) and two Level II trauma centers, one of the area’s largest home health care companies and one of the region’s largest medical groups. Advocate Health Care trains more than 2,000 residents, medical students and fellows at its three major teaching hospitals. As a not-for-profit, mission-based health system affiliated with the Evangelical Lutheran Church in America and the United Church of Christ, Advocate contributed more than \$474 million in charitable care and services to communities across Chicagoland in 2010.

**Contact:**

Monica Teague	Kendyl Wright
Whirlpool Corporation	Peppercom for Whirlpool
269.923.7405	212.931.6178
Media@whirlpool.com	kwright@peppercom.com

**Chicago Marathon Runners Leave Smelly Washers In The Dust**

**BENTON HARBOR, MICH.** – Sept. 16, 2011 – When nearly 40,000 Bank of America Chicago Marathon runners cross the finish line this October, they will take home more than just the satisfaction of completing this prestigious accomplishment, they will also be bringing back some sweaty, smelly laundry. And when these athletes go to clean their athletic wear, they will be relying on their washing machine to go that extra mile.

To help leave smelly washers in the dust, Affresh™ cleaners, from Whirlpool Corporation, has committed to a new multi-year agreement to become an official sponsor of the Bank of America Chicago Marathon.

Affresh® Washer cleaner helps keep washers performing at their best and smelling fresh by reducing or removing odor-causing residue that can accumulate in washing machines, particularly when too much or the wrong type of detergent is used, and when not properly maintained and cleaned on a regular basis.

“As an athlete myself, I understand the time commitment any type of training takes. Whether the end goal is a marathon or a run around the neighborhood, sticking to a schedule can be tough,” said Michael Colston, brand manager of affresh™ Cleaners. “We are thrilled to have affresh™ Cleaners supporting the Bank of America Chicago Marathon as part of our ongoing commitment to help runners maintain their washers at their best.”

During race week, the affresh™ brand team invites runners and spectators to visit the affresh™ Cleaners booth at the Bank of America Chicago Marathon Health & Fitness Expo for free product samples. Visitors to the booth can enter for a chance to win a Maytag® Bravos® washer and dryer. Affresh™ brand will also be giving away prizes to consumers who check-in at their booth on Foursquare. Affresh™ Cleaners congratulates the 2011 34th annual Bank of America Chicago Marathon runners and the family and friends that support them.

###

**About affresh™**

The affresh® brand of products are formulated to help keep appliances operating at peak performance, when used in conjunction with a regular maintenance routine as indicated in the appliance's Use & Care Guide. First introduced in 2007, the product portfolio has evolved to include washer cleaners, dishwashers and garbage disposal cleaner, and a new line of cleaners designed to help clean everyday kitchen food spills and stuck on residue. Affresh products are owned and distributed by Whirlpool Corporation, the world's leading manufacturer and marketer of major home appliances, with annual sales of approximately \$18 billion in 2010, 71,000 employees, and 66 manufacturing and technology research centers around the world. affresh™ cleaners can be found at Wal-Mart, Target, Lowes, Home Depot, and other local retailers. For more, visit [www.affresh.com](http://www.affresh.com).



**Contact:**  
 Corporate Communications  
 Fort Worth, Texas  
 817.967.1577  
 mediarelations@aa.com

**American Airlines Flying Elite Athletes to Chicago  
 Runners to Participate in Bank of America Chicago Marathon**

**CHICAGO** - American Airlines, a founding member of the oneworld® Alliance, is proud to be the Official Airline of the Bank of America Chicago Marathon. For two decades, American has flown elite runners to Chicago so they can compete in this world-class event. Many of those runners came from the 120 nonstop destinations served by American, American Eagle and the AmericanConnection® carrier from Chicago. American and its regional partners operate approximately 500 daily departures from Chicago's O'Hare International Airport. The airlines together operate more than 3600 daily flights to 250 cities in 50 countries.

In an effort to meet the expectations and needs of its customers, American's parent corporation, AMR, recently announced landmark agreements with Airbus and Boeing that will allow American to replace and transform its narrowbody fleet over five years and solidify its fleet plan into the next decade.

"These new aircraft will allow us to reduce our costs, increase our fuel savings and offer the best, most-up-to-date amenities for our valued customers," said Loretta Kuss, American's Director, Passenger Sales - Chicago. "American plans to acquire 460 narrowbody, single-aisle aircraft, including the Boeing 737 and Airbus A320 families beginning in 2013 through 2022. It represents the largest single aircraft order in aviation history."

Besides acquiring new aircraft to replace its older, less-efficient MD-80 planes, American is retrofitting its existing 737-800 fleet with new, more comfortable and spacious First and Economy Class seats, bigger overhead storage bins, updated inflight entertainment systems, and AC power ports. In addition, the new configuration of the 737-800s allows for 12 additional Economy Class seats, for a total of 160 seats.

American Eagle has introduced First Class seating, cuisine and amenities aboard its fleet of CRJ-700 jets. Complimentary First Class dining service is offered onboard flights that are longer than two hours and that occur during a meal time. For flights that are two hours or less, beverage service will be accompanied by a premium snack mix.

The nearly 10,000 Chicago-based employees of American and American Eagle extend congratulations and offer best wishes to those who are running in this year's marathon.

**About American Airlines**

American Airlines, American Eagle and the AmericanConnection® carrier serve 250 cities in 50 countries with, on average, more than 3,600 daily flights. The combined network fleet numbers more than 900 aircraft. American's award-winning website, AA.com®, provides users with easy access to check and book fares, plus personalized news, information and travel offers. American Airlines is a founding member of the oneworld® Alliance, which brings together some of the best and biggest names in the airline business, enabling them to offer their customers more services and benefits than any airline can provide on its own. Together, its members serve approximately 900 destinations with more than 9,000 daily flights to 145 countries and territories. American Airlines, Inc. and American Eagle Airlines, Inc. are subsidiaries of AMR Corporation. AmericanAirlines, American Eagle, AmericanConnection, AA.com, and AAdvantage are trademarks of American Airlines, Inc. (NYSE: AMR).

###

Current AMR Corp. releases can be accessed on the Internet.  
 The address is <http://www.aa.com>

## TATA CONSULTANCY SERVICES

### TCS media contacts:

Global: pradipta.bagchi@tcs.com - Phone: +91 22 6778 9999

India: ashish.babu@tcs.com - Phone: +91 22 6778 9077

USA/Canada: m.mccabe@tcs.com - Phone: +1 646-313-4594

Europe/UK: abhinav.kumar@tcs.com - Phone: +32 22821927

APAC: sean.davidson@tcs.com - Phone: +65 6372 4800

### Tata Consultancy Services Named the Exclusive Information Technology Consultants for the 2011 Bank of America Chicago Marathon

#### Year Two of Sponsorship Part of Ongoing Global Integrated Sports Marketing Campaign to Promote Wellness

**CHICAGO**, October 7, 2011: Tata Consultancy Services (BSE: 532540, NSE: TCS), the leading IT services, consulting and business solutions firm, has been named the exclusive information technology consultants for the 2011 Bank of America Chicago Marathon to be held on Sunday, October 9, 2011. The agreement features a strong presence by TCS at the marathon and the health and fitness expo.

This sponsorship builds off of TCS' participation in the 2010 Boston, Chicago and New York Marathons as well as the 2011 Boston Marathon. TCS has also signed an agreement to be the official technology partner for the 2011 ING New York City Marathon (November 6). These partnerships are part of a global integrated sports marketing campaign designed to expand awareness and visibility of TCS within the U.S. and in other important markets around the world, such as India where TCS is a sponsor of the Mumbai marathon.

TCS has partnered with the Chicago Marathon to sponsor and enhance the information services areas that will be posted throughout the marathon weekend at both the health and fitness expo, along the race course and the finish area. The 2-day health and fitness expo will take place at Chicago's McCormick Place. The additional information services area will be located at the post-race party, on the corners of 11th Street and Michigan Avenue, Harrison Street and Michigan Avenue, at the Charity Village and by the Gear Check/Buckingham Fountain area. This year TCS will field more than 20 runners.

"Our commitment to the community is evident in the fact that this is the second year we are sponsoring all three major marathons in the US," said Surya Kant, President, North America, UK and Europe for TCS. "The U.S. is by far our largest market accounting for over half of TCS' global revenues. Enhancing our brand footprint in this key market while addressing the on-

going issues of health and wellness supports our broader initiatives to enhance the impact that TCS has on the communities we serve, our employees and our clients."

In sponsoring these events and in keeping with TCS' commitment to corporate sustainability, TCS will engage with runners, friends and family, and the broader community to share the company's commitment to health and fitness, specifically in support of the education and prevention of diabetes. A growing problem, diabetes afflicts over 220 million people worldwide and nearly 8% of Americans.

###

### About Tata Consultancy Services Ltd (TCS)

Tata Consultancy Services is an IT services, consulting and business solutions organization that delivers real results to global business, ensuring a level of certainty no other firm can match. TCS offers a consulting-led, integrated portfolio of IT, BPO, infrastructure, engineering and assurance services. This is delivered through its unique Global Network Delivery Model™, recognized as the benchmark of excellence in software development. A part of the Tata Group, India's largest industrial conglomerate, TCS has over 202,000 of the world's best trained consultants in 42 countries. The Company generated consolidated revenues of US \$ 8.2 billion for year ended 31 March, 2011 and is listed on the National Stock Exchange and Bombay Stock Exchange in India. For more information, visit us at [www.tcs.com](http://www.tcs.com)

Follow TCS on Twitter.

Subscribe to an RSS Feed of TCS Press Releases.



Das Auto.

**Contact:**

Scott Vazin  
(703) 364-7103  
Scott.Vazin@vw.com

**Volkswagen Continues Bank of America Chicago Marathon Sponsorship For The Sixteenth Year; Introduces "Mile 8 Tailgate"**

**2012 Tiguan Featured As Official Pace Car of the 2011 Marathon**

**Herndon, VA** – For the sixteenth year, Volkswagen is serving as a leading sponsor of the 2011 Bank of America Chicago Marathon taking place on Sunday, October 9. With over 40,000 participants and two million spectators, the race is one of the city's largest annual events.

The 2012 Volkswagen Tiguan will help keep runners on course as this year's official Pace Car for the Chicago Marathon. Fans in attendance will also have the chance to sign up to win a two-year lease of the all-new 2012 Passat.

New to this year's festivities is the VW-sponsored "Mile 8 Tailgate," an engaging array of activities and events including live music from some of Chicago's most talented bands, free-of-charge for spectators. The tailgate will take place on the corners of Broadway and Cornelia, from 7am to the end of the race on Sunday, October 9.

In addition to the Mile 8 Tailgate, Volkswagen worked with marathon enthusiasts to create "Team VW," a group of sixteen runners who applied for and received coveted spots in the race. These participants will rub elbows with Ultra-marathon man Dean Karnazes, who is participating in a fan meet and greet at the 2011 Bank of America Health and Fitness Expo Friday, October 7 – Saturday, October 8.

Team VW runners will also be available for photo opportunities with the 2012 Tiguan Pace Car during the Expo and will sport Volkswagen's "Team VW" gear on race day.

The 2012 Volkswagen Tiguan combines the style and sophistication of a sporty, urban compact SUV that caters to an active lifestyle and is designed to be a carry-all for fun gear. The robust roof rails can accommodate an array of accessories such as bike holders, or kayak and surfboard carriers. The available towing hitch accepts an attachment to carry up to four

bikes, or can be used to pull 2200 pounds of jet skis, dirt bikes or ATVs.

An array of detailed technical enhancements—in line with Volkswagen's 'Think Blue.' strategy—sees highway fuel economy gains to an EPA-estimated 27 mpg for automatic transmission models.

Also featured throughout race weekend will be the all-new 2012 Passat and 2012 Beetle. The 2012 Passat, designed specifically for the North American market, provides premium features for U.S. consumers, yet maintains the dynamic character that is expected of a Volkswagen.

The 21st Century Beetle offers an agile, driver-oriented coupe experience with a quality of materials that goes beyond all class limits. The car's styling, ergonomics and quality interact to create a new, friendly car with a highly individual nature.

**Volkswagen of America, Inc.**

Founded in 1955, Volkswagen of America, Inc. is headquartered in Herndon, Virginia. It is a subsidiary of Volkswagen AG, headquartered in Wolfsburg, Germany. Volkswagen is one of the world's largest producers of passenger cars and Europe's largest automaker. VWoA sells the Eos, Golf, GTI, Jetta, Jetta SportWagen, CC, Tiguan, Touareg and Routan through approximately 600 independent U.S. dealers. All 2011 Volkswagen vehicles come standard-equipped with Electronic Stability Control (ESC). This is important because the National Highway Traffic Safety Administration (NHTSA) has called ESC the most effective new vehicle safety technology since the safety belt. Visit Volkswagen of America online at [www.vw.com](http://www.vw.com) or [www.media.vw.com](http://www.media.vw.com) to learn more.

###

## 2011 OFFICIAL SPONSORS

**Nike**

North America Communications  
Cindy Hamilton  
(P) 312.803.4282

**TATA Consultancy Services**

Global  
pradipta.bagchi@tcs.com  
(P) +91 22 6778 9999  
USA/Canada  
m.mccabe@tcs.com  
(P) +1 646-313-4594

**Volkswagen**

Scott Vazin  
(P) 703.364.7103  
Scott.Vazin@vw.com

**Gatorade**

Jing Cheng  
jing.cheng@gatorade.com

**Affresh**

Monica Teague  
Whirlpool Corporation  
(P) 269.923.7405  
Media@whirlpool.com

Kendyl Wright  
Peppercom for Whirlpool  
(P) 212.931.6178  
kwright@peppercom.com

**American Airlines**

Corporate Communications  
Fort Worth, Texas  
817.967.1577  
mediarelations@aa.com

**Advocate Health Care**

Stephanie S. Johnson  
Director, Public Affairs  
630.990.5165  
Stephanie.Johnson@advocatehealth.com

**MarathonFoto**

marathonfoto.com

## 2011 SUPPORTING SPONSORS

**Aquafina**

Missy Wyatt  
(P) 773.893.2060

**Goose Island Beer Company**

445 W. Erie, Suite 104  
Chicago, IL 60610  
(P) 312.730.6680  
johrn@gooseisland.com

**AthletiCo**

625 Enterprise Drive  
Oak Brook, IL 60523  
Robbie Armstrong  
(P) 630.928.3400 x 4010  
ramstron@athletico.com

**Clif SHOT**

clifshot.com

**McDonalds**

John Lewicki  
John.lewicki@us.mcd.com

**Verizon**

Carolyn Schamberger  
(P) 847.204.4282  
carolyn.schamberger1@verizonwireless.com

## 2011 ASSOCIATE SPONSORS

**Arctic Ease**

Carol Forden  
cforden@arcticcorp.com

**Blue Plate**

Caryn Blumenfeld  
1061 West Van Buren  
Chicago, IL 60607  
(P) 312.239.2842  
cblumenfeld@blueplatechicago.com

**Hilton Chicago**

Verna Hartley  
verna.hartley@hilton.com

**Park Grill**

Lauri DeGiacomo  
(P) 312.217.3578  
lauri@edibleinkpr.com

**The Wm. Wrigley Jr. Company**

Jennifer Jackson Luth  
(P) 312.212.7733  
jennifer.jacksonluth@wrigley.com

## 2011 MEDIA PARTNERS

**NBC 5 Chicago**

nbccchicago.com

**Chicago Sun-Times**

Jessica Runnion  
jrunnion@suntimes.com

## 2011 SPONSORS

### **670 The Score Sports Radio**

180 N. Stetson Ave., Suite 1250  
Chicago, IL 60603  
Mitch Rosen  
Program Director  
(P) 312.729.3904  
mitch.rosen@cbsradio.com

### **Chicago Athlete**

Eliot Wineberg  
gorun@mychicagoathlete.com

### **CTA**

Media Relations  
(P) 312.681.2090  
ctamedia@transitchicago.com

### **WXRT-FM/93XRT.com**

Kristin Klimas  
180 N. Stetson St.  
Chicago, IL 60601  
(P) 312.240.7951  
kristin@wxrt.com

## **2011 COMMUNITY PARTNERS**

### **Chicago Park District**

Tim Burdick  
tim.burdick@ChicagoParkDistrict.com

## **2011 VENDOR PARTNERS**

### **Active Network**

active.com

### **City Scents**

cityscents.com

### **Dynamic Messaging**

927 Forest Ave., Suite 100  
Oak Park, IL 60302  
Peggy Callahan  
(P) 708.450.8242 X2

### **PODS**

Tim Kelly  
tkelly@pods.com