

## Table of contents

<b>Media.....</b>	<b>3</b>
Media information.....	4
Race week schedule of events.....	7
Quick facts.....	9
By the numbers.....	10
Top storylines.....	12
Bank of America Chicago Marathon prize purse.....	14
Time bonuses.....	15
Participant demographics.....	16
Participants by country/territory.....	17
Participants by state.....	24
Pace chart - Miles.....	26
Pace chart - Kilometers.....	27
 <b>Elite athletes.....</b>	 <b>29</b>
Elite athlete roster.....	30
Men's biographies.....	32
Women's biographies.....	55
Men's wheelchair biographies.....	85
Women's wheelchair biographies.....	101
 <b>Bank of America Chicago Marathon.....</b>	 <b>111</b>
Course map.....	112
Grant Park map.....	113
Street-by-street time & location.....	114
Viewing areas by CTA trains.....	116
Points of interest.....	117
Course aid & safety.....	118
Course activations.....	119
Abbott Health & Fitness Expo.....	120
Charity Program.....	121
Sustainability.....	124
Chicago champions.....	125
Champions by country (male & female).....	127
Masters champions.....	129
Wheelchair champions.....	131
Wheelchair champions by country (male & female).....	133
Champions with multiple victories.....	134
Runner-up finish followed by victory.....	135
Top 10 finishers.....	135
Top 5 wheelchair finishers.....	156
Historic event statistics.....	165
Historic weather conditions.....	166
Year-by-year event summary.....	168
 <b>Course records.....</b>	 <b>183</b>
Course records.....	184

Course record split times .....	185
Course record progressions.....	186
Margins of victory .....	188
Fastest finishers by place .....	190
Closest finishes .....	191
Fastest cumulative races .....	192
World, national and American records set in Chicago .....	193
Top 10 American performances in Chicago .....	194
Top 10 non-American performances in Chicago .....	195
Top 100 men's performances in Chicago .....	196
Top 100 women's performances in Chicago .....	198

<b>World &amp; U.S. records .....</b>	<b>201</b>
2015 top 10 marathon performances .....	202
2015 top 10 American marathon performances.....	203
All-time top 100 men's marathon performances .....	204
All-time top 100 women's marathon performances.....	206
All-time top 25 men's American marathon performances.....	209
All-time top 25 women's American marathon performances.....	210
All-time top 10 masters marathon performances.....	211
All-time top 5 American masters marathon performances.....	211
Men's marathon national records by country .....	212
Women's marathon national records by country.....	217
Men's world record progression.....	221
Women's world record progression.....	222
World record split times.....	223
Men's American record progression .....	224
Women's American record progression.....	224
All-time fastest American debut marathon times .....	225

<b>World Marathon Majors .....</b>	<b>227</b>
About .....	228
Scoring system.....	228
2015-2016 Series schedule.....	230
2016 Wheelchair series.....	231
Event histories.....	232
Series IX leaderboard.....	238
Recent results .....	238
Series champions.....	240
Abbott World Marathon Majors statistics.....	243

<b>Staff &amp; sponsors.....</b>	<b>249</b>
Executive staff biographies.....	250
Bank of America Chicago Marathon staff .....	253
Sponsors.....	254

## Media

Media information .....	4
Race week schedule of events.....	7
Quick facts .....	9
By the numbers.....	10
Top storylines.....	12
Bank of America Chicago Marathon prize purse .....	14
Time bonuses .....	15
Participant demographics .....	16
Participants by country/territory.....	17
Participants by state .....	24
Pace chart - Miles.....	26
Pace chart - Kilometers.....	27

## Important media information

### Media contacts

#### Cindy Hamilton

Strategic Communications Consultant  
Bank of America Chicago Marathon  
1.312.659.0554  
cindy.hamilton@cemevent.com

#### Diane Wagner

Senior VP, Media Relations  
Bank of America  
1.312.952.1756  
diane.wagner@bankofamerica.com

#### Alex Sawyer

Communications Manager  
Bank of America Chicago Marathon  
1.312.909.3817  
alex.sawyer@bankofamerica.com

#### Lily Homstad

Client Partner  
TeamWorks Media  
1.847.845.8992  
lily@teamworksmmedia.com

### Media staff

Abigail Best, Associate Client Partner, TeamWorks Media  
Bridget Montgomery, Media Center Support  
Dave Bayless, Media Center Support  
Vicky Oddi, Media Center Support  
Tamrin Navarro, Media Center Support  
Jason Ziegler, Media Center Support  
Kelsey Pfleka, Media Center Support  
Matt Purtell, Media Center Support

### Race week media center

Hilton Chicago  
720 S. Michigan Ave., Chicago  
Waldorf Room, Third Floor

Phone: 1.312.294.6708  
Fax: 1.312.294.6706

### Media Center hours of operation / Press conference schedule

#### Thursday, October 8

Media center hours	10 a.m. - 6 p.m.
Kick-off press conference	11 a.m.

#### Friday, October 9

Media center hours	9 a.m. - 5 p.m.
Elite athlete press conference	10:30 a.m.

#### Saturday, October 10

Media center hours	9 a.m. - 3 p.m.
Media availability with Executive Race Director and Medical Director	2 p.m.

#### Sunday, October 11

Media center hours	6 a.m. - 4 p.m.
Champions' press conference	10:30 a.m. (approx.)

Post-race media availability with Executive Race Director	11:30 a.m. (approx.)
Post-Event Post-race media availability with Executive Race Director and Medical Director	2:30 p.m.

### Media center press services

Event media representatives and race information will be available in the media center throughout race weekend. The media center will be open to credentialed members of the working media during the listed hours of operation.

### Media dining

Beverage service will be provided throughout race weekend in the media center. Lunch will be served following the Thursday press conference. Breakfast and lunch will be served on race day. Dining will be held in Williford Room, adjacent to the media center.

### Operational services

Wireless internet will be available in the media center for members of the working press beginning Thursday, October 8 through Sunday, October 11.

High-resolution photos and additional media materials will be available to the media for download. To access the photos, follow the instructions below:

1. Log on to [www.chicagomarathon.com/mediaphotos](http://www.chicagomarathon.com/mediaphotos)
2. Enter user name: [chicagomarathon](http://www.chicagomarathon.com)
3. Enter password: [chicago](http://www.chicagomarathon.com)

A web-based runner tracking system will be available on race day to monitor split timing for the elite race. Internet connectivity is required for viewing. To access in-race timing, follow the instructions below:

1. Log on to [www.chicagomarathon.com/press](http://www.chicagomarathon.com/press)
2. Enter user name: [chicago](http://www.chicagomarathon.com)
3. Enter password: [pressroom](http://www.chicagomarathon.com)

### Interviews

Elite athletes will be available for interviews on Friday, October 9, following the 10:30 a.m. press conference. Please submit any specific interview requests to the media relations team prior to the Friday press conference to confirm time with athletes.

Additionally, each elite athlete will be made available for one hour in the press room for small cluster interviews and one-on-ones on Thursday afternoon, October 8; Friday afternoon, October 9; and Saturday morning, October 10. The schedule of appearances will be distributed race week.

Interviews will not be permitted at the start or finish lines on race day with any media outlet except official event broadcast partners. The men's and women's champions, other top finishers, and Executive Race Director Carey Pinkowski will be available to the media following the race in the media center.

## Race day services

- The NBC 5 broadcast will air live in the media center on race day from 7 to 11 a.m.
- Direct video feeds of the men's and women's races will accompany the live broadcast in the media center to provide complete, uninterrupted coverage of both races.
- A web link will be provided to track the leaders during the race. The tracking website will include a race leader board, as well as mile and 5K split times for the race leaders.
- Printouts of split times will be provided to working media throughout the race, and official race results will be distributed shortly after the completion of the race.
- The top three finishers in both the men's and women's races will address the media in the media center following the completion of the race. Additional interviews with athletes will be available upon request. Please submit those requests to the media relations team before the finish of the race.
- On race day, Executive Race Director Carey Pinkowski will offer a brief address at approximately 11:30 a.m. in the media center. At 2:30 p.m. both Pinkowski and Medical Director Dr. George Chiampas will offer a report of the day's events and be available for questions from the media.

## Post-race information

A race recap, photos and race results will be available following the race on [chicagomarathon.com](http://chicagomarathon.com).

Downloadable race results can be accessed by following these directions after the conclusion of the elite race:

1. Go to [www.chicagomarathon.com/press](http://www.chicagomarathon.com/press)
2. Enter user name: *chicago*
3. Enter password: *pressroom*
4. Search results by category (e.g. city, state, country)

If you have any trouble with the website or downloadable results, see a member of the media relations team for assistance.

## Race week schedule of events

### Thursday, October 8

10 a.m. – 6 p.m.	Media center hours <i>Hilton Chicago, Waldorf Room</i>
11 a.m.	Kick-off press conference <i>Hilton Chicago, Waldorf Room</i>
12 p.m.	Media luncheon <i>Hilton Chicago, Williford Room</i>
3 – 4 p.m.	Elite athlete cluster interviews <i>Hilton Chicago, Williford Room</i>

### Friday, October 9

9 a.m. – 5 p.m.	Media center hours <i>Hilton Chicago, Waldorf Room</i>
9 a.m. – 8 p.m.	Abbott Health & Fitness Expo <i>McCormick Place, North Building, Hall B1</i>
10:30 – 11:30 a.m.	Elite athlete press conference <i>Hilton Chicago, Waldorf Room</i>
2 – 4 p.m.	Elite athlete cluster interviews <i>Hilton Chicago, Williford Room</i>

### Saturday, October 10

9 a.m. – 3 p.m.	Media center hours <i>Hilton Chicago, Waldorf Room</i>
9 a.m. – 6 p.m.	Abbott Health & Fitness Expo <i>McCormick Place, North Building, Hall B1</i>
11 a.m. – 12 p.m.	Elite athlete cluster interviews <i>Hilton Chicago, Williford Room</i>

### Sunday, October 11

6 a.m. – 4 p.m.	Media center hours <i>Hilton Chicago, Waldorf Room</i>
6 – 10 a.m.	670 The Score Sports Radio live broadcast
7 – 11 a.m.	NBC 5 live broadcast
7:20 a.m.	Wheelchair Marathon start <i>Monroe St. &amp; Columbus Dr.</i>
7:30 a.m.	Wave 1 Marathon start <i>Monroe St. &amp; Columbus Dr.</i>
8 a.m.	Wave 2 Marathon start <i>Monroe St. &amp; Columbus Dr.</i>
8:50 a.m.	Wheelchair men's champion finish (approx.)
9:10 a.m.	Wheelchair women's champion finish (approx.)
9:35 a.m.	Overall men's champion finish (approx.)
9:50 a.m.	Overall women's champion finish (approx.)
10:30 a.m.	Champions' press conference (approx.) <i>Hilton Chicago, Waldorf Room</i>
11:30 a.m.	Media availability with Executive Race Director Carey Pinkowski (approx.) <i>Hilton Chicago, Waldorf Room</i>

2:30 p.m.	Media availability with Executive Race Director Carey Pinkowski and Medical Director Dr. George Chiampas <i>Hilton Chicago, Waldorf Room</i>
9 a.m. – 3 p.m.	Bank of America Chicago Marathon 27th Mile Post-Race Party <i>Grant Park, Butler Field</i>

## Quick facts\*

### 2014 Bank of America Chicago Marathon champions

**Open men:** Eliud Kipchoge, KEN, 2:04:11

**Open women:** Rita Jeptoo, KEN, 2:24:35

**Wheelchair men:** Joshua George, USA, 1:32:12

**Wheelchair women:** Tatyana McFadden, USA, 1:44:50

### Bank of America Chicago Marathon course records

**Open men:** Dennis Kimetto, KEN, 2:03:45 (2013)

**Open women:** Paula Radcliffe, GBR, 2:17:18 (2002)

**Wheelchair men:** Heinz Frei, SUI, 1:26:56 (2010)

**Wheelchair women:** Tatyana McFadden, USA, 1:42:35 (2013)

### World records set at the Bank of America Chicago Marathon

#### Men

Khalid Khannouchi, MAR, 2:05:42 (1999)

Steve Jones, GBR, 2:08:05 (1984)

#### Women

Paula Radcliffe, GBR, 2:17:18 (2002)

Catherine Ndereba, KEN, 2:18:47 (2001)

### American records set at the Bank of America Chicago Marathon

#### Men

Khalid Khannouchi, 2:07:01 (2002)

#### Women

Joan Benoit Samuelson, 2:21:21 (1985)

*\* Official results as of September 2015. Result standings are subject to change in accordance with International Athletics Association Federations (IAAF) Anti-Doping Rules and Regulations.*

## Bank of America Chicago Marathon by the numbers

### People

Finishers in 2014.....	40,659
Largest finisher field (2014).....	40,659
Finishers since 1977.....	664,249
Anticipated Abbott Health & Fitness Expo attendees .....	130,000
Race day volunteers .....	12,000+
Medical personnel.....	1,500
Course marshals .....	400
Massage therapists .....	400
Media credentials.....	400
Estimated on-course spectators .....	1.7 million
International runners.....	10,000
Charity runners.....	10,000
Nike+ Pace Team Leaders.....	100

### Geography

Official Chicago neighborhoods (on course).....	29
Countries represented .....	132
U.S. states represented .....	50

### Food and beverages

Aid stations.....	20
Gatorade Endurance Formula (gallons).....	48,000
Water (gallons).....	77,760
PowerGel (individual packets).....	43,000
Recovery PowerBars.....	45,000
Bananas.....	75,000
Granola bars .....	90,000
Quiona sticks (individual bags).....	45,000
Blueberry snacks (individual bags).....	45,000
Pretzels.....	45,000
Kashi breakfast bars.....	47,000

### Charity Program

Charity teams .....	172
Charity dollars raised in 2014 .....	\$17.7 million (event record)
Charity dollars raised since 2002.....	\$132 million

### Other materials

Official programs.....	75,000
Spectator guides.....	120,000
Street pole banners .....	450
Port-a-potties .....	1,500
Finisher medals .....	45,000
Safety pins .....	200,000
Nike technical running shirts .....	45,000
Water cups .....	1.3 million
Gatorade cups .....	1.1 million

Heat sheets.....	41,000
Trash bags.....	4,000
Athletico ice bags at finish.....	38,500

## Top storylines

### 2015 Marathon Brings World's Olympic Hopefuls

Leading into an Olympic year, the Bank of America Chicago Marathon will play a major role on the "Road to Rio" for international elites. Many athletes hope that qualifying times and notable performances in Chicago will get them one step closer to representing their countries at the 2016 Rio de Janeiro Olympic Games.

Headlining the elite field are 2012 champion Tsegaye Kebede of Ethiopia and current half marathon world record-holder Florence Kiplagat of Kenya. As Kebede was not selected for Ethiopia's 2012 Olympic Team, a win at the Chicago Marathon could help his chances of making the 2016 team. Kiplagat has not yet represented Kenya at the Olympics.

Americans hoping to test their current training on the streets of Chicago in an effort to get one step closer to making Team USA are Fernando Cabada (CA), Sean Keeveren (VA), Blake Russell (CA), Sarah Crouch (NC), Sara Hall (AZ), and Chicagoan Tera Moody.

America's top professional runners will attempt to earn their spot on Team USA at the 2016 U.S. Olympic Marathon Trials in Los Angeles on February 13.

### American Athletes Vie for Spot at 2016 Paralympic Games

On October 11, the 2016 U.S. Paralympic Team Trials Marathon will be held on the streets of Chicago. Top wheelchair athletes from around the country will race in the event's professional wheelchair field to secure one of four spots on the 2016 U.S. Paralympic Team.

Current Chicago Marathon champions Tatyana McFadden and Josh George, both training at the University of Illinois, will headline the American elite field. Joining George and McFadden are fourteen University of Illinois athletes, including previous Chicago Marathon champion Amanda McGrory and the program's head coach, Adam Bleakney.

Elite athletes will simultaneously be competing in the first Chicago-New York Challenge which will serve as a prelude to the inaugural Abbott World Marathon Majors Wheelchair Series beginning with the Boston Marathon in April 2016.

### Joan Benoit Samuelson and Deena Kastor Return to Chicago

Legendary runners Joan Benoit Samuelson and Deena Kastor return to the event on the anniversaries of their Chicago wins. Samuelson returns 30 years after the 1985 Chicago Marathon, a race in which she outran a world record holder and the defending Chicago Marathon champion. She broke the tape in 2:21:21, a new course- and American-record. On October 11, Samuelson will toe the start line with the goal of finishing the race within 30 minutes of her 1985 time.

Deena Kastor will arrive in Chicago 10 years after her 2005 Chicago Marathon victory, and seven years after breaking the American record Samuelson set in 1985. In another record-breaking attempt, Kastor will run Chicago to challenge the current women's American Masters record (2:28:40), set in Chicago in 2005 by Colleen DeReuk.

### Chicago Marathon's Hometown Impact

With more than 40,000 participants coming from 50 states, and more than 130 countries, the Chicago Marathon brings an estimated \$254 million in total business impact to the City of Chicago. This information is presented in a study conducted by the University of Illinois. The study also found that each

dollar spent by a race participant generated an additional \$1.27 worth of activity distributed throughout Chicago.

### 2014 Charity Runners Set Record Numbers

At last year's Chicago Marathon, more than 10,000 participants ran on behalf of a charity. These runners brought in an event record of \$17.7 million for local, national and international causes. Since the charity program's beginning in 2002, Chicago Marathon participants have raised more than \$132 million for these causes.

Hillary Gelfman was one of the charity runners at last year's event. In August, she became the fifth recipient of the Richard M. Daley and Maggie Daley Award which honors the participant who raised the most funds for charity. Gelfman ran for the Leukemia and Lymphoma Society's "Team in Training" after losing her sister to Leukemia in the fall of 2014. In total, Gelfman raised more than \$90,000.

### Behind the Scenes: Medical, Technological Advancements

As Medical Director of the Bank of America Chicago Marathon, Dr. George Chiampas oversees medical and technological advancements used by the event to optimize runner and spectator safety. This year, Dr. Chiampas will have access to a new system of data visualization designed by Northwestern University engineering students.

With his assistance and a grant from the National Scientific Foundation, engineers were able to create the data visualization system which will streamline data from various areas on the course (medical, weather, resources, etc.) to help race organizers to act based on incoming information.

Thanks to these engineers and their data analytics, Chicago organizers already know what the first 20 minutes of the 2015 race will look like. What this system will now be able to predict is exactly what will be needed on course at any given time, in any given temperature — from the exact number of blisters runners will seek treatment for to how many gallons of water are needed at aid station #7 on a 67 degree day.

### Notable Runners

A few familiar faces will highlight the Bank of America Chicago Marathon course this year. Entrepreneur and television personality Bill Rancic will return to race his hometown marathon after previously completing the Chicago Marathon in 1999 and 2001.

Former Chicago Bears linebacker, Hunter Hillenmeyer, will make his marathon debut here in Chicago. Hillenmeyer will join Chicago Marathon charity runners in raising money for a cause. At this year's race, he will run on behalf of the American Cancer Society.

Joining Rancic and Hillenmeyer is five-time Chicago Marathon finisher, Dave Beran. Beran is the executive chef of Next, a restaurant in Chicago's Fulton Market district, famed for its approach to modern cuisine. In 2012, the restaurant received a James Beard award under Beran's leadership for Best New Restaurant in America.

**Bank of America Chicago Marathon prize purse****Open division men/women**

1st.....	\$100,000
2nd.....	\$50,000
3rd.....	\$25,000
4th.....	\$15,000
5th.....	\$10,000

**Wheelchair division men/women**

1st.....	\$10,000
2nd.....	\$8,000
3rd.....	\$6,000
4th.....	\$4,500
5th.....	\$3,000

**American division men/women**

1st.....	\$10,000
2nd.....	\$7,500
3rd.....	\$5,000
4th.....	\$2,500
5th.....	\$1,000

**Illinois division men/women**

1st.....	\$3,000
2nd.....	\$2,500
3rd.....	\$2,000
4th.....	\$1,500
5th.....	\$1,000

**Masters division men/women**

1st.....	\$2,000
2nd.....	\$1,750
3rd.....	\$1,500
4th.....	\$1,250
5th.....	\$1,000

**Total prize purse:** .....\$550,000

**Time bonuses****Open division men (not cumulative)**

Course Record: 2:03:35.....	\$75,000
Sub 2:05:00.....	\$55,000
Sub 2:05:30.....	\$40,000
Sub 2:06:00.....	\$25,000
Sub 2:07:00.....	\$10,000
Sub 2:08:00.....	\$5,000

**Open division women (not cumulative)**

Course Record: 2:17:18.....	\$75,000
Sub 2:19:00.....	\$55,000
Sub 2:20:00.....	\$40,000
Sub 2:21:00.....	\$25,000
Sub 2:23:00.....	\$10,000
Sub 2:24:00.....	\$5,000

**Wheelchair division men (not cumulative)**

Course Record: 1:26:56.....	\$5,000
Sub 1:30:00.....	\$2,000
Sub 1:40:00.....	\$1,000
Sub 1:45:00.....	\$500

**Wheelchair division women (not cumulative)**

Course Record: 1:42:35.....	\$5,000
Sub 1:50:00.....	\$2,000
Sub 2:00:00.....	\$1,000
Sub 2:05:00.....	\$500

**American Development men**

Sub 2:18:00.....	\$2,500
------------------	---------

**American Development women**

Sub 2:43:00.....	\$2,500
------------------	---------



## Participant demographics

### Female/male breakdowns by age group

Gender	Description	Total	Gender	Description	Total
F	.....19 and under	211	M	.....19 and under	194
F	.....20 to 24	1,894	M	.....20 to 24	1,364
F	.....25 to 29	4,455	M	.....25 to 29	3,399
F	.....30 to 34	3,762	M	.....30 to 34	4,147
F	.....35 to 39	3,300	M	.....35 to 39	4,079
F	.....40 to 44	2,860	M	.....40 to 44	4,155
F	.....45 to 49	1,799	M	.....45 to 49	2,995
F	.....50 to 54	1,160	M	.....50 to 54	2,275
F	.....55 to 59	493	M	.....55 to 59	1,237
F	.....60 to 64	202	M	.....60 to 64	629
F	.....65 to 69	60	M	.....65 to 69	228
F	.....70 to 74	18	M	.....70 to 74	58
F	.....75 to 79	1	M	.....75 to 79	19
F	.....80 and older	0	M	.....80 and older	6
Total		20,215 (44.9%)	Total		24,785 (55.1%)
Average age		35.5	Average age		39.2

## Participants by country/territory

Country	2014	2013	2012	2011	2010	2009	2008	2007	2006	2005	2004
Aaland Islands	-	1	-	-	-	-	-	-	-	-	-
Afghanistan	1	1	-	-	-	-	-	-	-	-	-
Albania	3	3	2	2	1	1	-	1	3	-	1
Algeria	-	1	-	-	-	-	-	-	-	-	1
American Samoa	1	1	-	-	-	-	-	-	-	-	2
Andorra	-	1	-	2	1	-	-	-	1	-	-
Antarctica	-	1	-	-	-	-	-	-	-	-	-
Angola	1	-	-	1	1	-	-	-	-	-	-
Anguilla	2	-	-	-	-	-	-	-	-	1	-
Antigua & Barbuda	-	2	1	3	3	1	1	2	-	-	2
Argentina	111	92	69	53	48	39	44	47	46	38	34
Armenia	-	-	-	-	1	-	-	1	-	-	1
Aruba	3	6	-	-	-	2	-	-	-	-	-
Australia	140	198	125	87	66	66	72	67	76	53	50
Austria	37	49	28	44	26	38	31	34	87	54	62
Azerbaijan	-	-	-	-	-	-	1	-	-	-	-
Bahamas	2	5	13	3	10	9	5	4	7	6	17
Bahrain	-	-	-	-	-	-	-	-	-	1	1
Bangladesh	1	2	2	-	1	1	1	-	-	1	1
Barbados	4	-	5	19	2	2	-	-	-	-	-
Belarus	5	4	4	1	2	2	-	-	-	-	-
Belgium	71	48	62	66	82	62	21	57	60	35	22
Belize	1	3	-	-	-	1	2	1	-	-	1
Benin	-	-	-	-	-	-	1	1	-	-	-
Bermuda	1	8	4	10	18	12	21	11	5	14	26
Bogota	-	-	-	-	-	-	-	-	1	-	-
Bolivia	3	4	5	3	2	3	3	-	2	2	5
Bosnia/Herzegovina	-	-	1	1	-	-	-	1	3	1	1
Botswana	1	-	-	-	-	-	3	-	-	-	-
Bouvet Island	-	-	-	-	-	-	-	-	1	-	-
Brazil	493	567	440	317	356	291	330	412	476	325	251
British Indian Ocean Terr.	-	-	-	-	-	-	-	1	1	-	-

Country	2014	2013	2012	2011	2010	2009	2008	2007	2006	2005	2004
British West Indies	-	-	-	-	-	-	-	-	-	-	-
Brunei Darussalam	1	-	-	-	-	-	-	-	-	-	1
Bulgaria	4	7	4	3	4	4	2	4	7	5	5
Burundi	-	-	-	-	-	1	1	-	-	-	-
Cameroon	3	-	1	-	-	-	1	-	1	1	1
Canada	1,189	1,761	1,395	1,250	1,092	997	873	1,104	1,294	1,133	979
Cape Verde	1	-	-	-	-	-	-	-	-	-	1
Cayman Islands	1	9	16	18	13	11	4	1	1	2	1
Cent. African Rep.	-	-	-	-	-	-	-	-	1	-	-
Chile	90	131	-	136	62	50	57	150	63	21	51
China	221	80	89	29	32	32	17	27	27	15	24
Chinese Taipei	72	12	17	5	7	3	9	-	-	-	-
Colombia	214	259	173	89	110	89	82	26	69	86	86
Congo	-	-	-	-	-	-	-	-	-	1	1
Costa Rica	212	384	293	236	124	145	81	119	80	104	83
Croatia	5	7	8	2	-	1	-	2	2	2	-
Cuba	-	1	-	-	-	-	1	-	1	1	1
Cyprus	-	-	-	2	-	-	-	-	-	1	1
Czech Republic	21	16	8	17	7	4	2	6	9	5	8
Denmark	83	100	86	-	135	66	59	55	52	23	21
Djibouti	-	1	-	-	-	-	-	-	-	-	-
Dominica	16	-	-	-	-	-	-	-	-	-	-
Dominican Republic	67	30	63	-	14	48	10	7	25	13	15
Ecuador	59	72	62	-	91	57	12	76	53	37	41
Egypt	1	1	3	-	1	1	1	-	-	1	2
El Salvador	25	32	4	-	6	3	2	5	5	3	-
Eritrea	-	1	2	1	1	-	-	1	1	2	2
Estonia	4	9	4	6	1	-	1	3	-	-	1
Ethiopia	3	1	-	3	2	-	-	3	2	5	5
Fiji	-	-	-	-	-	1	1	-	-	-	-
Finland	23	18	23	19	7	5	17	4	15	3	9
France	370	384	335	395	301	339	359	409	383	361	295
French Polynesia	-	3	2	9	-	-	-	4	16	-	-

Country	2014	2013	2012	2011	2010	2009	2008	2007	2006	2005	2004
Gabon	-	-	-	-	-	1	1	1	-	1	-
Gambia	1	2	1	-	-	-	-	-	1	-	-
Georgia	3	-	-	1	-	1	1	1	1	-	-
Germany	297	311	248	240	280	296	268	320	306	273	256
Ghana	3	1	-	-	1	-	-	3	3	2	1
Gibraltar	1	2	1	-	1	-	-	1	-	-	-
Greece	8	9	2	24	4	1	1	5	9	3	3
Greenland	-	-	-	-	-	2	-	-	-	-	-
Grenada	1	-	-	-	-	-	-	1	1	-	-
Guadalupe	-	-	1	1	-	2	1	-	1	-	-
Guam	1	-	-	-	2	-	-	1	1	-	-
Guatemala	150	193	90	174	80	106	57	83	32	44	21
Guernsey	1	-	-	-	-	-	-	-	-	-	-
Guyana	1	2	-	-	-	-	-	1	1	1	2
Haiti	1	5	3	1	1	3	2	3	5	4	4
Honduras	25	14	11	2	1	5	1	1	4	5	1
Hong Kong	47	35	13	16	6	10	8	1	6	7	8
Hungary	16	9	3	6	6	8	5	3	-	-	-
Iceland	10	8	10	36	18	7	8	2	6	1	1
India	273	157	138	136	97	132	189	243	260	190	103
Indonesia	22	5	5	7	2	1	2	3	6	2	1
Iran	3	4	3	-	-	2	2	5	3	-	-
Iraq	2	1	-	-	-	-	-	-	1	3	3
Ireland	176	142	91	102	105	249	117	106	142	96	95
Israel	13	9	15	6	11	5	9	7	19	11	5
Italy	259	217	159	173	168	183	95	89	119	57	34
Jamaica	1	-	2	5	15	1	1	5	5	3	7
Japan	423	302	265	242	241	192	175	190	119	116	179
Jersey	-	-	1	-	-	-	-	-	-	-	-
Jordan	2	-	-	-	-	1	-	1	2	4	1
Kazakhstan	-	-	-	2	2	-	-	1	-	1	-
Kenya	15	12	5	4	5	10	7	3	9	25	23
Kiribati	-	-	-	-	-	-	-	1	-	-	-
Korea, Dem. Peop. Rep.	-	-	-	-	-	3	2	-	-	-	-
Korea, Republic of	44	31	29	81	42	56	39	-	-	-	-

Country	2014	2013	2012	2011	2010	2009	2008	2007	2006	2005	2004
Kuwait	-	-	-	-	1	-	-	-	-	-	-
Kyrgyzstan	-	-	-	-	-	-	-	-	-	-	-
Latvia	6	1	-	3	-	-	3	-	1	2	4
Lau People's Dem. Rep	-	-	-	-	-	-	-	1	-	-	-
Lebanon	2	2	-	4	-	-	-	-	5	-	2
Lesotho	-	-	-	-	-	-	-	-	-	-	-
Liberia	-	1	-	-	-	-	-	1	3	1	-
Lithuania	25	15	12	12	20	13	4	11	8	3	1
Luxembourg	1	2	3	3	-	2	1	4	3	3	-
Madagascar	-	-	1	-	-	-	-	-	-	-	-
Macau	1	-	-	1	2	-	-	-	1	-	1
Macedonia	2	-	1	-	1	1	-	-	1	-	-
Malawi	3	2	-	-	-	-	-	-	-	-	-
Malaysia	27	8	11	-	10	5	5	5	6	2	5
Maldives	-	-	-	-	-	-	-	1	-	-	-
Mali	-	-	1	-	-	-	-	1	-	-	-
Malta	2	-	-	1	2	-	-	-	-	-	-
Martinique	1	-	-	-	-	-	-	-	-	-	-
Mauritius	-	-	-	-	-	-	1	1	1	1	1
Mayotte	1	-	-	-	-	-	-	-	1	-	-
Mexico	2,280	2,375	1,767	1,495	1,475	1,108	1,209	2,129	1,267	919	861
Micronesia	-	1	-	-	-	-	-	-	2	-	-
Moldova	-	1	1	-	-	1	1	3	1	-	-
Monaco	48	2	-	1	1	-	1	1	-	1	1
Montenegro	2	-	-	-	-	-	-	-	-	-	-
Mongolia	-	-	-	-	-	1	1	-	-	-	-
Morocco	8	6	2	1	2	8	4	1	6	4	6
Myanmar	-	-	-	-	-	-	-	-	-	-	1
Namibia	-	1	-	-	-	1	-	1	1	-	-
Nepal	11	5	3	1	-	-	1	1	1	6	1
Netherlands	105	81	50	84	80	34	210	137	109	138	94
Netherlands Antilles	-	-	-	-	-	-	-	-	1	1	-
New Caledonia	-	-	-	1	-	-	-	-	-	-	1

Country	2014	2013	2012	2011	2010	2009	2008	2007	2006	2005	2004
New Zealand	43	46	31	17	23	16	9	38	32	41	29
Nicaragua	3	4	2	2	3	3	-	3	1	1	-
Niger	-	-	1	-	-	1	-	1	-	-	-
Nigeria	7	6	2	3	6	7	6	7	6	7	9
Norway	25	35	16	20	14	18	18	5	8	8	7
Oman	-	-	-	-	1	-	-	-	-	-	-
Pakistan	4	2	1	3	3	2	2	9	14	6	7
Panama	36	58	40	32	38	31	12	25	7	13	6
Paraguay	17	-	2	2	1	-	-	1	1	-	3
Peru	48	44	33	36	23	13	26	130	19	22	75
Philippines	103	81	59	33	43	34	31	46	59	38	26
Poland	99	79	54	61	39	50	27	61	38	48	53
Portugal	7	16	43	10	25	25	1	7	20	9	4
Puerto Rico	79	45	204	71	99	82	60	99	57	137	13
Qatar	-	1	1	-	1	1	-	-	-	1	-
Rep. of China (Taiwan)	-	-	46	-	-	-	-	4	5	-	-
Reunion	-	1	-	-	1	-	-	2	-	-	-
Romania	19	9	15	3	11	13	10	8	13	10	7
Russian Federation	53	39	19	8	17	7	6	14	14	18	21
Rwanda	-	-	-	-	-	-	-	-	-	-	-
Saint Kitts and Nevis	-	-	-	-	-	-	-	-	1	-	-
Saint Helena	-	1	-	-	-	-	-	-	-	-	-
Saint Lucia	-	1	1	-	-	-	-	-	1	-	-
Saint Pierre and Miquelon	3	-	-	-	-	-	1	-	-	6	-
Saint Vincent and the Grenadines	1	1	-	-	-	-	-	-	-	-	-
Saudi Arabia	2	2	1	1	-	-	-	-	-	1	-
Scotland	-	-	-	-	-	-	-	-	-	-	-
Senegal	-	-	1	-	-	-	-	-	-	-	1
Serbia	4	2	2	-	2	1	2	3	-	4	-
Sierra Leone	-	-	-	-	-	-	-	1	10	-	-
Singapore	29	20	24	12	8	13	20	26	21	8	9

Country	2014	2013	2012	2011	2010	2009	2008	2007	2006	2005	2004
Slovakia	13	6	9	11	3	3	2	-	7	2	-
Slovenia	13	13	13	6	4	1	2	-	-	2	7
South Africa	58	37	30	43	36	28	16	28	57	47	42
South Georgia & South Sandwich Isl.	-	-	-	-	-	-	-	-	-	-	1
South Korea	-	24	-	-	-	-	-	57	30	41	42
Spain	248	178	87	160	159	93	58	41	30	41	42
Sri Lanka	-	2	-	-	3	1	2	3	1	-	2
Sudan	1	-	-	-	-	-	-	-	-	-	1
Suriname	-	-	-	-	-	-	-	-	-	1	1
Svalbard & Jan Mayen	2	-	-	-	-	-	-	1	-	-	-
Swaziland	26	-	-	-	-	-	-	-	-	-	-
Sweden	117	104	41	44	53	27	29	32	33	36	30
Switzerland	43	97	82	56	58	79	37	61	55	61	56
Syria	-	-	-	-	-	-	-	2	1	1	-
Syrian Arab Rep.	-	1	-	-	-	-	-	-	-	-	-
Tajikistan	-	-	-	-	-	-	-	-	-	-	1
Tanzania	1	1	1	-	-	-	-	-	1	1	-
Thailand	7	4	7	10	5	6	2	3	3	3	11
Togo	1	1	-	-	-	1	-	-	1	1	-
Trinidad & Tobago	12	5	15	6	3	7	3	6	4	2	2
Tunisia	1	-	1	-	-	-	-	-	1	-	-
Turkey	7	14	6	7	10	5	6	12	6	10	5
Turks & Caicos Islands	4	-	2	-	-	1	-	-	1	-	-
Uganda	2	1	2	1	1	2	3	6	-	1	-
Ukraine	18	3	8	4	5	9	6	2	1	2	7
United Arab Emirates	-	-	4	4	2	6	1	2	1	1	-
United Kingdom	613	628	515	589	626	626	768	817	1,026	789	643
United States Minor Outlying Islands	-	2	4	-	15	16	-	-	-	-	-
Uruguay	16	32	11	22	2	14	5	16	22	4	7

Country	2014	2013	2012	2011	2010	2009	2008	2007	2006	2005	2004
Uzbekistan	1	-	1	-	2	1	1	3	9	-	5
Vanuatu	-	-	-	-	-	2	-	1	3	1	1
Vatican City	-	-	-	-	-	-	-	1	3	-	-
Venezuela	240	296	36	119	253	125	189	111	52	89	46
Vietnam	-	1	-	-	-	1	-	2	2	89	46
Virgin Islands (British)	-	-	1	3	-	11	1	1	1	2	1
Zambia	2	-	-	-	-	-	-	-	-	-	-
Zimbabwe	4	1	1	-	2	2	5	4	1	1	1
<b>Total Countries</b>	<b>132</b>	<b>129</b>	<b>115</b>	<b>106</b>	<b>106</b>	<b>114</b>	<b>105</b>	<b>119</b>	<b>123</b>	<b>110</b>	<b>113</b>

## Participants by state

State	2014	2013	2012	2011	2010	2009	2008	2007	2006	2005	2004
Alabama	102	135	122	129	95	159	148	145	163	135	174
Alaska	37	25	38	57	23	54	29	36	46	40	39
Arizona	177	123	217	162	152	158	176	191	127	208	147
Arkansas	92	59	136	90	135	106	85	118	70	121	134
California	1,484	1,074	1,535	1,131	1,155	1,042	1,218	1,210	1,168	1,252	1,337
Colorado	467	478	645	567	533	570	607	735	596	826	762
Connecticut	190	172	247	196	171	197	184	188	180	165	177
Delaware	31	14	37	27	25	31	45	39	24	30	15
Florida	1,002	990	1,106	962	939	989	1,030	1,185	948	937	960
Georgia	515	477	563	502	487	604	688	646	782	823	855
Hawaii	47	22	36	19	39	21	26	25	34	14	16
Idaho	22	26	38	48	23	41	37	35	33	35	39
Illinois	17,317	18,623	22,458	19,233	19,408	19,172	20,973	18,084	13,910	13,670	13,904
Indiana	1,332	1,360	1,763	1,654	1,628	1,605	1,627	1,409	1,487	1,524	1,629
Iowa	491	566	799	785	729	982	720	581	509	656	668
Kansas	221	282	295	301	300	352	363	361	372	418	496
Kentucky	227	267	294	297	339	344	312	209	371	345	407
Louisiana	68	88	84	57	77	112	71	99	75	113	128
Maine	36	43	58	41	39	44	25	32	35	32	26
Maryland	234	244	303	292	284	253	285	283	291	337	293
Massachusetts	934	758	890	791	755	840	812	858	946	883	822
Michigan	1,104	1,192	2,309	1,518	1,647	1,628	1,733	1,513	1,506	1,793	1,963
Minnesota	529	418	670	537	545	609	629	564	692	654	703
Mississippi	58	87	61	56	48	64	459	222	118	120	85
Missouri	497	524	783	647	796	1,010	1,047	926	1,019	1,195	1,317
Montana	13	17	41	41	22	27	31	28	29	16	23
Nebraska	127	130	193	184	169	191	193	162	204	204	224
Nevada	42	33	55	60	36	36	39	64	38	34	28
New Hampshire	90	61	88	79	64	56	177	71	100	93	85
New Jersey	373	271	404	322	349	280	330	364	270	337	307
New Mexico	46	44	78	69	69	65	55	56	79	48	68
New York	1,343	1,155	1,487	1,170	1,242	1,058	1,184	1,095	994	1,091	1,020
North Carolina	398	449	452	433	445	482	464	415	476	533	513
North Dakota	25	25	18	39	16	21	12	27	13	24	14
Ohio	735	692	935	805	791	930	865	778	989	1,144	1,141

State	2014	2013	2012	2011	2010	2009	2008	2007	2006	2005	2004
Oklahoma	136	133	168	135	136	95	123	98	78	106	111
Oregon	133	136	112	150	106	112	99	100	104	88	91
Pennsylvania	399	383	399	354	392	322	408	365	430	393	373
Rhode Island	37	31	30	22	49	32	47	33	36	44	33
South Carolina	100	117	151	123	181	136	170	147	143	141	166
South Dakota	28	34	56	43	49	47	22	30	31	30	30
Tennessee	259	277	404	282	305	374	278	280	303	357	396
Texas	1,096	983	1,218	1,080	1,264	1,136	991	1,076	959	978	1,069
Utah	56	24	49	57	66	47	56	27	63	62	40
Vermont	27	23	24	23	30	67	27	38	32	32	27
Virginia	374	301	419	421	366	453	441	435	489	481	440
Washington	236	229	325	228	240	247	245	236	224	205	234
Washington D.C.	202	156	222	34	150	172	190	156	177	174	141
West Virginia	21	41	44	299	22	34	20	37	27	31	28
Wisconsin	933	936	1,259	1,142	1,136	1,340	1,276	1,169	1,171	205	1,393
Wyoming	13	8	18	10	20	21	14	11	20	15	18

## Pace chart - Miles

Mile	5Mi	10Mi	13.1Mi	15Mi	20Mi	25Mi	26.2Mi
4:40	23:20	46:40	1:01:11	1:10:00	1:33:20	1:56:40	2:02:21
4:42	23:30	47:00	1:01:37	1:10:30	1:34:00	1:57:30	2:03:14
4:44	23:40	47:20	1:02:03	1:11:00	1:34:40	1:58:20	2:04:06
4:46	23:50	47:40	1:02:29	1:11:30	1:35:20	1:59:10	2:04:59
4:48	24:00	48:00	1:02:56	1:12:00	1:36:00	1:60:00	2:05:51
4:50	24:10	48:20	1:03:22	1:12:30	1:36:40	2:00:50	2:06:43
4:52	24:20	48:40	1:03:48	1:13:00	1:37:20	2:01:40	2:07:36
4:54	24:30	49:00	1:04:14	1:13:30	1:38:00	2:02:30	2:08:28
4:56	24:40	49:20	1:04:40	1:14:00	1:38:40	2:03:20	2:09:21
4:58	24:50	49:40	1:05:07	1:14:30	1:39:20	2:04:10	2:10:13
5:00	25:00	50:00	1:05:33	1:15:00	1:40:00	2:05:00	2:11:06
5:02	25:10	50:20	1:05:59	1:15:30	1:40:40	2:05:50	2:11:58
5:04	25:20	50:40	1:06:25	1:16:00	1:41:20	2:06:40	2:12:50
5:06	25:30	51:00	1:06:51	1:16:30	1:42:00	2:07:30	2:13:43
5:08	25:40	51:20	1:07:18	1:17:00	1:42:40	2:08:20	2:14:35
5:10	25:50	51:40	1:07:44	1:17:30	1:43:20	2:09:10	2:15:28
5:12	26:00	52:00	1:08:10	1:18:00	1:44:00	2:10:00	2:16:20
5:14	26:10	52:20	1:08:36	1:18:30	1:44:40	2:10:50	2:17:13
5:16	26:20	52:40	1:09:03	1:19:00	1:45:20	2:11:40	2:18:05
5:18	26:30	53:00	1:09:29	1:19:30	1:46:00	2:12:30	2:18:58
5:20	26:40	53:20	1:09:55	1:20:00	1:46:40	2:13:20	2:19:50
5:22	26:50	53:40	1:10:21	1:20:30	1:47:20	2:14:10	2:20:42
5:24	27:00	54:00	1:10:47	1:21:00	1:48:00	2:15:00	2:21:35
5:26	27:10	54:20	1:11:14	1:21:30	1:48:40	2:15:50	2:22:27
5:28	27:20	54:40	1:11:40	1:22:00	1:49:20	2:16:40	2:23:20
5:30	27:30	55:00	1:12:06	1:22:30	1:50:00	2:17:30	2:24:12
5:32	27:40	55:20	1:12:32	1:23:00	1:50:40	2:18:20	2:25:05
5:34	27:50	55:40	1:12:59	1:23:30	1:51:20	2:19:10	2:25:57
5:36	28:00	56:00	1:13:25	1:24:00	1:52:00	2:20:00	2:26:49
5:38	28:10	56:20	1:13:51	1:24:30	1:52:40	2:20:50	2:27:42
5:40	28:20	56:40	1:14:17	1:25:00	1:53:20	2:21:40	2:28:34
5:42	28:30	57:00	1:14:43	1:25:30	1:54:00	2:22:30	2:29:27
5:44	28:40	57:20	1:15:10	1:26:00	1:54:40	2:23:20	2:30:19
5:46	28:50	57:40	1:15:36	1:26:30	1:55:20	2:24:10	2:31:12

## Pace chart - Kilometers

1K	5K	10K	15K	20K	21K	25K	30K	35K	40K	42K
2:54	14:30	29:00	43:30	0:58:00	1:01:11	1:12:30	1:27:00	1:41:30	1:56:00	2:02:22
2:55	14:35	29:10	43:45	0:58:20	1:01:32	1:12:55	1:27:30	1:42:05	1:56:40	2:03:04
2:56	14:40	29:20	44:00	0:58:40	1:01:53	1:13:20	1:28:00	1:42:40	1:57:20	2:03:46
2:57	14:45	29:30	44:15	0:59:00	1:02:14	1:13:45	1:28:30	1:43:15	1:58:00	2:04:29
2:58	14:50	29:40	44:30	0:59:20	1:02:35	1:14:10	1:29:00	1:43:50	1:58:40	2:05:11
2:59	14:55	29:50	44:45	0:59:40	1:02:56	1:14:35	1:29:30	1:44:25	1:59:20	2:05:53
3:00	15:00	30:00	45:00	1:00:00	1:03:18	1:15:00	1:30:00	1:45:00	2:00:00	2:06:35
3:01	15:05	30:10	45:15	1:00:20	1:03:39	1:15:25	1:30:30	1:45:35	2:00:40	2:07:17
3:02	15:10	30:20	45:30	1:00:40	1:04:00	1:15:50	1:31:00	1:46:10	2:01:20	2:07:59
3:03	15:15	30:30	45:45	1:01:00	1:04:21	1:16:15	1:31:30	1:46:45	2:02:00	2:08:42
3:04	15:20	30:40	46:00	1:01:20	1:04:42	1:16:40	1:32:00	1:47:20	2:02:40	2:09:24
3:05	15:25	30:50	46:15	1:01:40	1:05:03	1:17:05	1:32:30	1:47:55	2:03:20	2:10:06
3:06	15:30	31:00	46:30	1:02:00	1:05:24	1:17:30	1:33:00	1:48:30	2:04:00	2:10:48
3:07	15:35	31:10	46:45	1:02:20	1:05:45	1:17:55	1:33:30	1:49:05	2:04:40	2:11:30
3:08	15:40	31:20	47:00	1:02:40	1:06:06	1:18:20	1:34:00	1:49:40	2:05:20	2:12:13
3:09	15:45	31:30	47:15	1:03:00	1:06:27	1:18:45	1:34:30	1:50:15	2:06:00	2:12:55
3:10	15:50	31:40	47:30	1:03:20	1:06:49	1:19:10	1:35:00	1:50:50	2:06:40	2:13:37
3:11	15:55	31:50	47:45	1:03:40	1:07:10	1:19:35	1:35:30	1:51:25	2:07:20	2:14:19
3:12	16:00	32:00	48:00	1:04:00	1:07:31	1:20:00	1:36:00	1:52:00	2:08:00	2:15:01
3:13	16:05	32:10	48:15	1:04:20	1:07:52	1:20:25	1:36:30	1:52:35	2:08:40	2:15:44
3:14	16:10	32:20	48:30	1:04:40	1:08:13	1:20:50	1:37:00	1:53:10	2:09:20	2:16:26
3:15	16:15	32:30	48:45	1:05:00	1:08:34	1:21:15	1:37:30	1:53:45	2:10:00	2:17:08
3:16	16:20	32:40	49:00	1:05:20	1:08:55	1:21:40	1:38:00	1:54:20	2:10:40	2:17:50
3:17	16:25	32:50	49:15	1:05:40	1:09:16	1:22:05	1:38:30	1:54:55	2:11:20	2:18:32
3:18	16:30	33:00	49:30	1:06:00	1:09:37	1:22:30	1:39:00	1:55:30	2:12:00	2:19:15
3:19	16:35	33:10	49:45	1:06:20	1:09:58	1:22:55	1:39:30	1:56:05	2:12:40	2:19:57
3:20	16:40	33:20	50:00	1:06:40	1:10:20	1:23:20	1:40:00	1:56:40	2:13:20	2:20:39
3:21	16:45	33:30	50:15	1:07:00	1:10:41	1:23:45	1:40:30	1:57:15	2:14:00	2:21:21
3:22	16:50	33:40	50:30	1:07:20	1:11:02	1:24:10	1:41:00	1:57:50	2:14:40	2:22:03
3:23	16:55	33:50	50:45	1:07:40	1:11:23	1:24:35	1:41:30	1:58:25	2:15:20	2:22:46
3:24	17:00	34:00	51:00	1:08:00	1:11:44	1:25:00	1:42:00	1:59:00	2:16:00	2:23:28
3:25	17:05	34:10	51:15	1:08:20	1:12:05	1:25:25	1:42:30	1:59:35	2:16:40	2:24:10
3:26	17:10	34:20	51:30	1:08:40	1:12:26	1:25:50	1:43:00	2:00:10	2:17:20	2:24:52
3:27	17:15	34:30	51:45	1:09:00	1:12:47	1:26:15	1:43:30	2:00:45	2:18:00	2:25:34
3:28	17:20	34:40	52:00	1:09:20	1:13:08	1:26:40	1:44:00	2:01:20	2:18:40	2:26:17
3:29	17:25	34:50	52:15	1:09:40	1:13:29	1:27:05	1:44:30	2:01:55	2:19:20	2:26:59
3:30	17:30	35:00	52:30	1:10:00	1:13:50	1:27:30	1:45:00	2:02:30	2:20:00	2:27:41
3:31	17:35	35:10	52:45	1:10:20	1:14:12	1:27:55	1:45:30	2:03:05	2:20:40	2:28:23
3:32	17:40	35:20	53:00	1:10:40	1:14:33	1:28:20	1:46:00	2:03:40	2:21:20	2:29:05
3:33	17:45	35:30	53:15	1:11:00	1:14:54	1:28:45	1:46:30	2:04:15	2:22:00	2:29:48
3:34	17:50	35:40	53:30	1:11:20	1:15:15	1:29:10	1:47:00	2:04:50	2:22:40	2:30:30
3:35	17:55	35:50	53:45	1:11:40	1:15:36	1:29:35	1:47:30	2:05:25	2:23:20	2:31:12



Elite athletes

Elite athlete roster..... 30

Men's biographies..... 32

Women's biographies..... 55

Men's wheelchair biographies..... 85

Women's wheelchair biographies..... 101



## Elite athlete roster

## Men

First name	Last name	Country	Personal best
Sammy	Kitwara	KEN	2:04:28
Dickson	Chumba	KEN	2:04:32
Tsegaye	Kebede	ETH	2:04:38
Endeshaw	Negesse	ETH	2:04:52
Tilahun	Regassa	ETH	2:05:27
Abera	Kuma	ETH	2:05:56
Wesley	Korir	KEN	2:06:13
Sammy	Ndungu	KEN	2:07:04
Lucas	Rotich	KEN	2:07:17
Satoshi	Yoshii	JPN	2:10:45
Fernando	Cabada	USA	2:11:36
Rob	Watson	CAN	2:13:29
Liam	Adams	AUS	2:13:49
Shogo	Kanezane	JPN	2:14:22
Malcolm	Richards	USA	2:15:49
Nick	Hilton	USA	2:16:20
Mitch	Goose	GBR	Debut
Sean	Keveren	USA	Debut
Elkanah	Kibet	USA	Debut

## Women

First name	Last name	Country	Personal best
Deena	Kastor	USA	2:19:36
Florence	Kiplagat	KEN	2:19:44
Joan	Benoit Samuelson	USA	2:21:21
Mulu	Seboka	ETH	2:21:56
Birhane	Dibaba	ETH	2:22:30
Amane	Gobena	ETH	2:23:30
Kayoko	Fukushi	JPN	2:24:21
Diane	Nukuri	BDI	2:27:50
Blake	Russell	USA	2:29:10
Susan	Partridge	GBR	2:30:46
Jessica	Draskau Petersson	DNK	2:30:53
Tera	Moody	USA	2:30:53
Fionnuala	Britton	IRL	2:31:46
Lindsey	Scherf	USA	2:32:19
Sarah	Crouch	USA	2:32:44
Alvina	Begay	USA	2:37:14
Sara	Hall	USA	2:48:02
Dawn	Grunnagle	USA	2:56:38
Monika	Juodeskaite	USA	Debut

## Wheelchair men

First name	Last name	Country	Personal best
Ernst	Van Dyk	RSA	1:18:27
Kota	Hokinoue	JPN	1:21:14
Kurt	Fearnley	AUS	1:21:39
Rafael	Botello Jimenez	ESP	1:22:18
Josh	George	USA	1:22:55
Aaron	Pike	USA	1:22:55
Hiroyuki	Yamamoto	JPN	1:23:16
Jordi	Madeira Jimenez	ESP	1:24:41
Adam	Bleakney	USA	1:26:03
Hiroki	Nishida	JPN	1:29:40
Jose	Jimenez Hernandez	CRI	1:31:36
Gyu Dae	Kim	PRK	1:32:27
Simon	Lawson	GBR	1:32:33
Cornel	Villiger	SUI	1:35:20
Tony	Iniguez	USA	1:37:59

## Wheelchair women

First name	Last name	Country	Personal best
Tatyana	McFadden	USA	1:35:06
Sandra	Graf	SUI	1:35:44
Amanda	McGory	USA	1:36:39
Manuela	Schaer	SUI	1:38:07
Susannah	Scaroni	USA	1:38:30
Diane	Roy	USA	1:40:09
Chelsea	McClammer	USA	1:45:33
Arielle	Rausin	USA	1:50:42
Kendall	Gretsch	USA	N/A

## Men's Biographies



### Liam Adams

**Birthdate:** 9/4/86

**Citizenship:** Australia

### Personal records

<b>Marathon</b>	2:13:49 (Glasgow, 2014)
<b>Half marathon</b>	1:03:28 (Gold Coast, 2012)

### Career overview

Over the last eight years, Liam Adams has been selected to represent Australia on seven IAAF World Cross Country Championship teams, one Commonwealth Games team, one IAAF World Half Marathon Championship team and three Australian Chiba Ekiden teams. What's missing from his resume: a selection to the Olympic team. A good day on October 11 could change that.

After spending a decade competing on the oval and over the grass, Adams made a decisive move to the marathon, debuting in 2:14:09. His second marathon at the Commonwealth Games went 20 seconds better: he broke 2:14 and set a new PR, 2:13:49. Most recently, Adams returned to the grass and won his second Australian National Cross Country Championships, beating a talented field by 36 seconds.

### 2015 races

Date	Race	Place	Time
08/29/15	Australian National Cross Country Championships 12K	1st	35:29
08/01/15	Brimbank Park Cross Country	1st	49:55
07/05/15	Asics Half Marathon	2nd	1:03:29
06/14/15	Launceston 10K	3rd	29:39
05/17/15	Sydney Morning Herald Half Marathon	1st	1:04:25
05/02/15	Sydney 10K	1st	29:22
03/28/15	IAAF World Cross Country Championships	49th	38:08
02/15/15	Hobart Run the Bridge 10K	2nd	29:22
02/08/15	Australia World Cross selection	3rd	35:15

### Career marathons

Date	Race	Place	Time
07/27/14	Commonwealth Games Marathon	7th	2:13:49
10/13/13	Melbourne Marathon	6th	2:14:09



### Fernando Cabada

**Birthdate:** 4/22/82

**Citizenship:** United States

**Residence:** Fresno, CA

**Coach:** Brad Hudson

**Sponsor:** Newton Running

**Twitter:** @FernandoCabada

### Personal records

<b>Marathon</b>	2:11:36 (Berlin, 2014)
<b>Half marathon</b>	1:02:00 (Houston, 2014)

### Career overview

A 2015 Runner's World article aptly compared Cabada's running career to a hill profile on a treadmill console: peaks and valleys, ebbing and flowing, waxing and waning. The high points are the seven NAIA titles he won at Virginia Intermont College after a rocky start as an Arkansas Razorback; his heralded 2006 marathon debut in 2:12:27; and his performance at last year's BMW Berlin Marathon where he was the top American and 11th overall in a personal best, 2:11:36. And then there are the low points: the gaps between PRs (six years in the marathon between 2006 and 2012 and then another two years between 2012 and 2014); the coaching changes, the injuries and the races that he began with high hopes and then faltered to the finish.

Cabada has raced 14 times in 2015, including running the Boston Marathon in April. Many professional runners race significantly less than that, but Cabada raced even more in 2014 (16 times) and he had one of his best seasons to date. In spite of his highs and lows, Cabada has proven over and over again that he cannot be counted out. He wants a spot on the Olympic team in Rio, and Chicago is a good dress rehearsal for the U.S. Olympic Trials on February 13, 2016.

### Personal

Cabada was raised by a single mother in a gang-infested neighborhood. Throughout his childhood, his father was in and out of prison for drug and gang-related activities. At age nine, he and his mother moved to a safer neighborhood and Cabada began running cross-country as a 5'3" 95 pound freshman. He eventually grew into a six foot tall, and six-time Central Section Valley cross-country and track and field champion.

### 2015 Races

Date	Race	Place	Time
08/16/15	America's Finest City Half Marathon	4th	1:04:53
07/19/15	Rock 'n' Chicago Half Marathon	4th	1:08:41
07/17/15	Subaru Buffalo Chase	4th	18:40
07/12/15	Utica Boilermaker 15K	11th	45:13
05/30/15	Dam to Dam Half Marathon	1st	1:04:41
05/25/15	Bolder Boulder 10K	2nd	30:56
05/17/15	Bay to Breakers 12K	11th	36:24
04/20/15	Boston Marathon	25th	2:22:05

Date	Race	Place	Time
04/03/15	Standford Invitational 10,000m	5th	28:32.7
03/29/15	Rock 'n' Roll San Francisco Half Marathon	1st	1:06:26
03/15/15	New York City Half Marathon	14th	1:03:23
02/22/15	Gasparilla Distance Classic Half Marathon	4th	1:03:59
02/15/15	California 10 Mile	1st	49:23
02/07/15	All-America City 10K	8th	30:08

### Career marathons

Date	Race	Place	Time
04/20/15	Boston Marathon	25th	2:22:05
09/28/14	BMW Berlin Marathon	11th	2:11:36
04/13/14	Virgin Money London Marathon	DNF	
04/15/13	Boston Marathon	16th	2:18:33
01/13/13	Houston Marathon	DNF	
12/02/12	Costa Rica International Marathon	1st	2:19:33
10/14/12	Toronto Waterfront Marathon	DNF	
01/14/12	U.S. Olympic Trials Houston	7th	2:11:53
12/10/11	Rocket City Marathon	2nd	2:22:56
10/03/10	Twin Cities Marathon	3rd	2:15:25
10/05/08	Twin Cities Marathon	1st	2:16:31
08/25/07	IAAF World Championships Osaka	50th	2:35:48
12/03/06	Fukuoka Marathon	9th	2:12:27



### Dickson Chumba

**Birthdate:** 10/27/86

**Citizenship:** Kenya

**Sponsor:** Nike

### Personal records

<b>Marathon</b>	2:04:32 (Chicago, 2014)
<b>Half marathon</b>	1:00:39 (San Diego, 2014)

### Career overview

Dickson Chumba impressed in his first appearance at the 2014 Bank of America Chicago Marathon, finishing 3rd overall in a new personal best, 2:04:32. While winner Eluid Kipchoge dropped the hammer with two miles to go, Chumba and Sammy Kitwara put on quite a show for second place, trading leads and pained expressions as they dueled down the homestretch. In the end, Chumba could not match Kitwara's final burst of speed, but he still managed to take more than a minute off of his PR.

Chumba experienced several performance breakthroughs in 2014, setting PRs on the road in the 10K, half marathon and marathon. After setting a new course record at the Tokyo Marathon in 2014, Chumba struggled to keep pace with the leaders and fell to third late in the race at this year's event, clocking 2:06:34. His only other performance in 2015 was the TCS World 10K where he finished seventh.

### Personal

Prior to becoming a professional runner in 2008, Chumba worked as a gardener.

### 2015 Races

Date	Race	Place	Time
05/17/15	TCS World 10K	7th	28:53
02/22/15	Tokyo Marathon	3rd	2:06:34

### Career marathons

Date	Race	Place	Time
02/22/15	Tokyo Marathon	3rd	2:06:34
10/12/14	Bank of America Chicago Marathon	3rd	2:04:32
02/23/14	Tokyo Marathon	1st	2:05:42
10/20/13	TCS Amsterdam Marathon	8th	2:10:15
04/15/13	Boston Marathon	7th	2:14:08
10/14/12	De Lage Landen Marathon Eindhoven	1st	2:05:46
01/07/12	Xiamen Marathon	2nd	2:08:21
10/30/11	BMW Frankfurt Marathon	7th	2:07:23
03/04/11	Rome Marathon	1st	2:08:45
10/10/10	Maratona D'Italia Memorial Enzo Ferrari, Carpi	2nd	2:09:20
04/25/10	Madrid Marathon	2nd	2:11:54



### Mitch Goose

**Birthdate:** 3/16/89

**Citizenship:** Great Britain

**Residence:** Englewood, N.J./ Norwich, England

**Twitter:** @MitchGoose

### Marathon debut

### Personal records

**5000m** 13:34.41 (Palo Alto, 2012)

### Career overview

Former Iona College cross country and track standout – and British import – Mitch Goose has kept a low profile in 2015. Goose ran seven races on the track in 2014, ranging from the 1500m to the 5000m. He also took the crown at the 24th annual Mayor's Cup Cross Country race in Boston, clocking 23:46 in the men's 8K. Goose's fate in the marathon is unknown – the longest he has raced on the track is 5000m, and he has never ventured north of 5K on the roads, but he certainly has the speed to debut well.

At Iona, Goose garnered attention as a sub-4 miler, and he was named the 2012-2013 MAAC Outstanding Runner of the Year. He was also the 2011-2012 and 2012-2013 MAAC Student Athlete of the Year.

### 2015 races

No races in 2015



### Nick Hilton

**Birthdate:** 4/28/89

**Citizenship:** United States

**Residence:** Flagstaff, AZ

**Coach:** Trina Painter

**Sponsor:** V-Fuel Endurance Gel

**Twitter:** @NickHilton

### Personal records

**Marathon** 2:16:20 (Duluth, 2015)

**Half marathon** 1:03:23 (Houston, 2015)

### Career overview

Nick Hilton began running competitively in high school and attended Lock Haven University where he was a four-time USTFCCA Division II All American. Following graduation, he moved to Flagstaff, AZ, to pursue a professional running career. He made a promising debut in 2013 at the Philadelphia Marathon, finishing 3rd in 2:19:36. At the 2014 Savannah Rock 'n' Roll Marathon, he ran alone and chopped eight minutes off of the course record – a good sign of things to come in 2015. He experienced a significant breakthrough at Grandma's Marathon in June, subtracting three minutes from his PR to run 2:16:20. He finished as the third American and 11th overall.

Hilton writes a daily blog titled "The Moderately Talented Distance Runner" where he says he dreams about running a sub 2:10 marathon.

### 2015 Races

Date	Race	Place	Time
06/20/15	Duluth Grandma's Marathon	11th	2:16:20
05/17/15	San Francisco Bay to Breakers 12K	17th	36:55
01/18/15	Houston U.S. Half Marathon Championships	13th	1:03:23

### Career marathons

Date	Race	Place	Time
06/20/15	Duluth Grandma's Marathon	11th	2:16:20
11/08/14	Savannah Rock 'n' Roll Marathon	1st	2:21:32
07/27/14	Eugene Marathon	10th	2:33:51
11/17/13	Philadelphia Marathon	3rd	2:19:36



## Shogo Kanezane

**Birthdate:** 9/20/90

**Citizenship:** Japan

**Residence:** Hiroshima, Japan

**Height:** 5'6.5"

**Weight:** 116 lbs.

**Coach:** Yashushi Sakaguchi

**Sponsor:** Chugoku Electric Power Company

### Personal records

<b>Marathon</b>	2:14:22 (Nobeoka, 2015)
<b>Half marathon</b>	1:03:19 (Tachikawa, 2012)

### Career overview

Shogo Kanezane started running professionally in 2011, focusing primarily on the 5000m and half marathon. He races sparingly, and made his marathon debut in February at the Nobeoka Marathon, placing 5th in 2:14:22. Kanezane says the marathon distance is his favorite so far because he describes himself as a patient runner. The Bank of America Chicago Marathon will be his first U.S. race, and he hopes to break 2:12.

Kanezane runs 124 miles/week, and, during peak training, puts in a 43-mile day. Like many Japanese runners, he includes a 29-mile long run during his marathon build-up. Cheering his older brother on at races inspired him to run.

### 2015 Races

Date	Race	Place	Time
02/08/15	Nobeoka Marathon	5th	2:14:22
01/25/15	Chugoku Yamaguchi Ekiden Leg 4 10.4K		31:51:00

### Career marathons

Date	Race	Place	Time
02/08/15	Nobeoka Marathon	5th	2:14:22



## Tsegaye Kebede

**Birthdate:** 1/15/87

**Citizenship:** Ethiopia

**Residence:** Ethiopia

**Height:** 5'2"

**Sponsor:** Nike

### Personal records

<b>Marathon</b>	2:04:38 (Chicago, 2012)
<b>Half marathon</b>	0:59:35 (Ras Al Khaimeh, UAE, 2008)

### Career overview

The Independent once described Tsegaye Kebede as a "pocket-battleship clad in a blue vest – a runner with a boxer's stance." Kebede, an Olympic bronze medalist from the 2008 Beijing Olympic Marathon and a bronze medalist from the 2009 IAAF World Marathon Championships, is one of the most accomplished and consistent marathoners of the last decade. The last time he toed the line in Grant Park in 2012 (after being left off of Ethiopia's Olympic team), he won in a course record time and PR, 2:04:38 (Dennis Kimetto broke the course record the next year). Kebede made history for the first time in Chicago in 2010 when he and the late Sammy Wanjiru battled down Columbus Drive in what has become remembered as one of the greatest duels in the event's history. Wanjiru beat Kebede to the line, but the battle between the two stars captured the true spirit of athletics.

In addition to his 2012 Bank of America Chicago Marathon win, Kebede has claimed victories in Paris (2008), Fukuoka (2008, 2009) and London (2010, 2013).

Kebede became the first non-Kenyan to win the Abbott World Marathon Majors (AWMM) when he took home the \$500,000 prize for the 2012-2013 series. In 2013 he became the first man to place in the top five of three AWMM races in a single year. He has finished in the top three of an AWMM event 11 times, and he has placed in the top 10 of all 15 AWMM races he has run.

Although Kebede is almost exclusively a marathoner, he has run 27:56 for 10,000m and 59:35 for the half marathon.

### Personal

Kebede is the fifth of 13 children. He grew up extremely poor in Gerar Ber, Ethiopia, and he worked by gathering firewood and later as a herder to help his family; he earned less than U.S. \$1. Just before his first marathon in Addis Ababa, a bus he was riding on went off the road, severely injuring several passengers. Kebede escaped with a minor leg wound and went on to win his debut race.

### 2015 Races

Date	Race	Place	Time
05/17/15	Gifu Seiryu Half Marathon	DNF	
02/22/15	Tokyo Marathon	8th	2:07:58

## Career marathons

Date	Race	Place	Time
02/22/15	Tokyo Marathon	8th	2:07:58
09/28/14	BMW Berlin Marathon	9th	2:10:27
04/13/14	Virgin Money London Marathon	3rd	2:06:30
11/03/13	New York City Marathon	2nd	2:09:16
08/17/13	Moskva IAAF World Championships	4th	2:10:47
04/21/13	London Marathon	1st	2:06:04
10/07/12	Bank of America Chicago Marathon	1st	2:04:38
04/22/12	London Marathon	3rd	2:06:52
11/06/11	New York City Marathon	3rd	2:07:13
04/17/11	London Marathon	5th	2:07:48
10/10/10	Bank of America Chicago Marathon	2nd	2:06:43
04/25/10	London Marathon	1st	2:05:19
12/06/09	Fukuoka International Marathon	1st	2:05:18
08/22/09	Berlin IAAF World Championships	3rd	2:08:35
04/26/09	London Marathon	2nd	2:05:20
12/07/08	Fukuoka International Marathon	1st	2:06:10
08/24/08	Beijing Olympic Games	3rd	2:10:00
04/06/08	Paris Marathon	1st	2:06:40
10/21/07	Amsterdam Marathon	8th	2:08:16
10/07/07	Addis Ababa Marathon	1st	2:15:53



## Sean Keveren

**Birthdate:** 6/17/90

**Citizenship:** United States

**Residence:** Charlottesville, VA

**Coach:** Peter Watson

**Twitter:** @skeveren

## Marathon debut

## Personal records

**Half marathon** 1:02:52 (Houston, 2015)

## Career overview

Sean Keveren is having the kind of season professional runners hope for. He recently broke the long-standing Charlottesville 10 Mile course record by 25 seconds, and successfully transitioned to longer road races in January by running his debut half marathon in an impressive 1:02:53.

In spite of an injury plagued collegiate career at the University of Virginia, Keveren was an All American in the 10,000m, and he placed second in the 5000m at the 2009 Pan American Junior games. He won two AAA state cross country championships as a high school student in Brentwood, TN, and two AAA state 3200m titles.

## 2015 Races

Date	Race	Place	Time
04/18/15	Charlottesville Virginia Challenge 10,000m	1st	29:09
03/21/15	Charlottesville 10 Mile	1st	48:39
01/31/15	Winston Salem Camel City Elite Race 3000m	4th	08:04
01/18/15	Houston U.S. Half Marathon Championships	9th	1:02:52



### Elkanah Kibet

**Birthdate:** 2/6/86

**Citizenship:** United States

**Residence:** Fayetteville, NC

### Marathon debut

### Personal records

**Half marathon** 1:04:01 (Virginia Beach, 2012)

### Career overview

Elkanah Kibet came to the United States in 2006 and immediately made an impact at Rend Lake Community College. As a freshman, he helped his team win a national championship. He went on to run at Auburn University where he became a two-time All-American.

Kibet joined the U.S. Army following his successful collegiate career, and he made a splash in 2014 when he won the "shadow" Atlanta-based Peachtree Road Race while he was deployed in Kuwait (Spc. Kibet, B Company, 82nd Financial Management Unit, financial specialist). He is back in the U.S. now and October 11 marks his first try at the marathon distance.

### 2015 Races

Date	Race	Place	Time
07/04/15	Atlanta Peachtree Open Race	5th	29:53
03/07/15	Greenville Reedy River Run	1st	30:11



### Sammy Kitwara

**Birthdate:** 11/26/86

**Citizenship:** Kenya

**Residence:** Eldoret, Kenya

**Height:** 5'9"

**Weight:** 115 pounds

**Coach:** Moses Kiptanui

**Sponsor:** Adidas

### Personal records

**Marathon** 2:04:28 (Chicago, 2014)

**Half marathon** 58:48 (Philadelphia, 2011)

**10,000m** 27:11 (Utrecht, 2010)

### Career overview

Prior to the 2014 Bank of America Chicago Marathon, Sammy Kitwara proclaimed, "I am coming back to Chicago for the third time . . . I will try to run the race of my life this year . . . my target is to run 2:04:28." Kitwara ran the race of his life and crossed the line in second place in exactly 2:04:28 – a new personal best by almost a minute. Kitwara started the 2015 Virgin Money London Marathon hoping his momentum from Chicago would carry over, but he finished outside of the top 5 and ran his slowest time to date, 2:07:43. October 11 is his fourth appearance in Chicago and after finishing fourth (2012), third (2013) and second (2014), he arrives seeking his first career marathon win.

In 2012, Kitwara nearly broke the Chicago course record in his debut, but his time only netted him fourth place in a historically fast competition where the first three finishers eclipsed the course mark. At the 2013 Chicago Marathon, Kitwara joined the lead pack on a world record chase through the opening 10K, clocking 29:20. He stayed with the leaders through 35K before ultimately fading to third. In 2011, he was runner-up at the Philadelphia Half Marathon with the fifth fastest 13.1-mile performance in history, 58:48. Kitwara won the bronze medal at the 2010 IAAF World Half Marathon Championships in Nanning, China.

### Personal

Kitwara did not take up competitive running until 2007 when he realized that his family needed additional financial assistance. Three years later, he was running at a world-class level.

### 2015 Races

Date	Race	Place	Time
04/26/15	Virgin Money London Marathon	6th	2:07:43
03/1/15	World's Best 10K	1st	28:51:00

### Career marathons

Date	Race	Place	Time
04/26/15	Virgin Money London Marathon	6th	2:07:43
10/12/14	Bank of America Chicago Marathon	2nd	2:04:28
02/23/14	Tokyo Marathon	3rd	2:06:30



Date	Race	Place	Time
10/13/13	Bank of America Chicago Marathon	3rd	2:05:16
04/14/13	Rotterdam Marathon	3rd	2:07:22
10/07/12	Bank of America Chicago Marathon	4th	2:05:54
04/15/12	Rotterdam Marathon	DNF	

### Additional highlights

Date	Race	Place	Time
10/16/10	IAAF World Half Marathon Championships	3rd	1:00:22



### Wesley Korir

**Birthdate:** 11/15/82

**Citizenship:** Kenya

**Resides:** Louisville, KY

**Height:** 5'8"

**Weight:** 120 lbs.

**Coach:** Ron Mann

**Sponsor:** Nike

### Personal Records

<b>Marathon</b>	2:06:13 (Chicago, 2012)
<b>Half marathon</b>	1:01:19 (New York City, 2012)

### Career overview

Amidst cool conditions and against one of the fastest fields in Bank of America Chicago Marathon history, Wesley Korir set a personal best at the 2012 Chicago Marathon where he finished 5th in 2:06:13. Korir hung with the leaders through the halfway mark, and while he didn't slow down until the 40K mark, the four men ahead of him simply sped up. Tsegaye Kebede led the charge with a new course record (2:04:38), which Dennis Kimetto swiftly took down in 2013.

The 2015 Chicago Marathon marks Korir's seventh time on the start line in the windy city. In 2008, he started with the masses five minutes after the elite race yet managed to run the fourth fastest time of the day. He came back the following year and finished sixth overall, then placed fourth in 2010, had a major breakthrough in 2011, finishing as the runner-up in 2:06:15, and lopped another two seconds off his personal best in 2012. Korir stuck with the leaders through the half in 2014, but then faded to 8th in 2:11:09. He started his 2015 campaign in Boston with a 5th place finish. Korir's biggest career victory came when he won the sun-drenched 2012 Boston Marathon.

He was an All-American at the University of Louisville under Coach Ron Mann, who still coaches him to this day.

### Personal

Korir is the founder of the Kenyan Kids Foundation; through this foundation, he helps finance education for high school students in Kenya. More recently, Korir has gained international attention for combining his professional running career with a career in politics. In 2013, Korir became the first independent candidate ever elected to his country's parliament. His win set in motion a five-year term representing 300,000 people in the Cherangany Constituency, five hours from Nairobi. A documentary about Korir's escape from poverty, rise to running stardom and career as a politician premiered last fall in Chicago. For more information on the documentary, Transcend, visit [thefilmtranscend.com](http://thefilmtranscend.com).

### 2015 Races

Date	Race	Place	Time
05/23/15	Ottawa 10K	9th	29:37
04/20/15	Boston Marathon	5th	2:10:49
03/15/15	New York City Half Marathon	10th	1:03:11



## Career Marathons

Date	Race	Place	Time
04/20/15	Boston Marathon	5th	2:10:49
10/12/14	Bank of America Chicago Marathon	8th	2:11:09
05/25/14	Ottawa Marathon	4th	2:09:17
11/03/13	New York City Marathon	9th	2:11:34
04/15/13	Boston Marathon	5th	2:12:30
10/07/12	Bank of America Chicago Marathon	5th	2:06:13
04/16/12	Boston Marathon	1st	2:12:40
10/09/11	Bank of America Chicago Marathon	2nd	2:06:15
03/20/11	Los Angeles Marathon	4th	2:13:23
10/10/10	Bank of America Chicago Marathon	4th	2:08:44
03/21/10	Los Angeles Marathon	1st	2:09:19
10/11/09	Bank of America Chicago Marathon	6th	2:10:38
05/25/09	Los Angeles Marathon	1st	2:08:24
10/12/08	Bank of America Chicago Marathon (Open race)	1st	2:13:53



## Abera Kuma

**Birthdate:** 8/31/90  
**Citizenship:** Ethiopia  
**Residence:** Ethiopia  
**Sponsor:** Nike

## Personal records

<b>Marathon</b>	2:05:56 (Berlin, 2014)
<b>Half marathon</b>	1:00:19 (Birmingham, 2012)
<b>10,000m</b>	26:52.85 (Sollentuna, 2013)

## Career overview

Abera Kuma toes the line as the 2015 Rotterdam Marathon champion, and a former 10,000m and 5,000m specialist who represented Ethiopia on the track in two IAAF World Championships (2011, 2013). Kuma took to the 26.2-mile distance for the first time in 2014 with a 10th place finish at the notoriously fast and flat Dubai Marathon. In his first eight months as a marathoner, he took his debut time from 2:09:53 to a new PR of 2:05:56.

Kuma is clearly finding his stride in his rebirth from the track and the grass to the roads. He went in to Rotterdam hoping to better his personal best, but a windy day derailed his plan. If he arrives in Chicago in PR shape, he could take down some of the stars in the field.

## 2015 Races

Date	Race	Place	Time
07/26/15	Giro Podistico di Castelbuono 10K	6th	32:18
06/07/15	Mattoni Ceske Budejovic Half Marathon	3rd	1:04:17
04/12/15	Rotterdam Marathon	1st	2:06:47
02/13/15	Ras Al Khaimah Half Marathon	8th	1:01:07

## Career marathons

Date	Race	Place	Time
04/12/15	Rotterdam Marathon	1st	2:06:47
09/26/14	BMW Berlin Marathon	3rd	2:05:56
04/13/14	Gunsan International Marathon	3rd	2:14:52
01/24/14	Dubai Marathon	10th	2:09:53



## Sammy Ndungu

**Birthdate:** 4/4/88  
**Citizenship:** Kenya  
**Residence:** Japan  
**Sponsor:** Nike

### Personal records

**Marathon** 2:07:04 (Otsu, 2012)  
**Half marathon** 1:00:55 (Marugame, 2011)

### Career overview

Sammy Ndungu started 2015 with his second victory at the Lake Biwa Marathon in Japan. On a difficult day that taunted runners with a steady cold rain, Ndungu endured erratic pacing to dust the field by two minutes – the largest margin of victory since former world record holder Wilson Kipsang won by three minutes (and set the course record) in 2011. October 11 marks Ndungu's second appearance at the Bank of America Chicago Marathon – he finished 7th in 2012 in 2:07:26.

Ndungu moved to Japan in 2007 as a 19-year-old to run for a Japanese corporate team. He initially made a name for himself as a pacer, even pacing Wilson Kipsang to a course record at the 2010 Lake Biwa Marathon. In 2012, he recorded the second fastest marathon debut for a Japanese-based runner (Olympic champion Sammy Wanjiru has the fastest debut).

### Personal

Ndungu speaks fluent Japanese.

### 2015 Races

Date	Race	Place	Time
03/01/15	Biwa-ko Mainichi Marathon	1st	2:09:08

### Career marathons

Date	Race	Place	Time
03/01/15	Biwa-ko Mainichi Marathon	1st	2:09:08
10/05/14	Rock 'n' Roll Lisbon Marathon	1st	2:08:21
12/01/13	Shanghai International Marathon	5th	2:09:05
10/07/12	Bank of America Chicago Marathon	7th	2:07:26
03/04/12	Biwa-ko Mainichi Marathon	1st	2:07:04
03/06/11	Biwa-ko Mainichi Marathon	DNF	
03/07/10	Biwa-ko Mainichi Marathon	DNF	



## Endeshaw Negesse

**Birthdate:** 3/13/88  
**Citizenship:** Ethiopia  
**Residence:** Ethiopia  
**Sponsor:** Nike

### Personal records

**Marathon** 2:04:52 (Dubai, 2013)  
**Half marathon** 1:02:40 (Dubai, 2013)

### Career overview

Endeshaw Negesse surprised his fellow competitors when he broke the tape first at the 2015 Tokyo Marathon (2:06:00), beating Olympic gold medalist, Stephen Kiprotich, and defending champion and course record holder, Dickson Chumba. Negesse's time was the second best of his career. He set his current PR, 2:04:52, en route to a fourth place finish at the 2013 Dubai Marathon.

### 2015 Races

Date	Race	Place	Time
02/22/15	Tokyo Marathon	1st	2:06:00

### Career marathons

Date	Race	Place	Time
02/22/15	Tokyo Marathon	1st	2:06:00
11/02/14	Shanghai International Marathon	4th	2:09:47
04/27/14	Düsseldorf Marathon	2nd	2:08:32
01/25/13	Dubai Standard Chartered Marathon	4th	2:04:52
11/25/12	Firenze Marathon	1st	2:09:59
03/18/12	Roma Marathon	6th	2:12:14



## Tilahun Regassa

**Birthdate:** 1/18/90  
**Citizenship:** Ethiopia  
**Residence:** Ethiopia  
**Height:** 5'8"  
**Sponsor:** Nike

### Personal records

**Marathon** 2:05:27 (Chicago, 2012)  
**Half marathon** 59:19 (Abu Dhabi, UAE, 2010)

### Career overview

Tilahun Regassa, the 2013 Rotterdam and 2014 Eindhoven marathon champion, excited fans during his 2012 debut at the Bank of America Chicago Marathon where he impressed with a third place finish in a swift 2:05:27 (the seventh fastest marathon debut in history). He started his 2015 season with a strong second place showing at the Xiamen Marathon (2:06:54) and a fifth place finish at the star-studded Virgin Money London Marathon (2:07:16).

Regassa is a regular training partner of world record holder Kenenisa Bekele.

### Personal

Regassa endured a difficult childhood. His parents divorced when he was three years old and he was raised by his father until his father died when Regassa was just 15. Regassa worked for a stone company and lived on the streets for three years, relying on food handouts. When he was 16, he caught the attention of local coaches, and by the time he was 18, he was competing in Europe as a professional runner.

### 2015 Races

Date	Race	Place	Time
04/26/15	Virgin Money London Marathon	5th	2:07:16
01/03/15	Xiamen International Marathon	2nd	2:06:54

### Career marathons

Date	Race	Place	Time
04/26/15	Virgin Money London Marathon	5th	2:07:16
01/03/15	Xiamen International Marathon	2nd	2:06:54
10/12/14	Eindhoven Marathon	1st	2:06:21
04/14/13	Rotterdam Marathon	1st	2:05:38
10/07/12	Bank of America Chicago Marathon	3rd	2:05:27



## Malcolm Richards

**Birthdate:** 10/12/82  
**Citizenship:** United States  
**Residence:** San Francisco, CA

### Personal records

**Marathon** 2:15:49 (St. Paul, 2034)  
**Half marathon** 1:03:26 (Houston, 2015)

### Career overview

Malcolm Richards is a member of the West Valley Track Club in San Francisco. He was a late qualifier for the 2012 U.S. Olympic Trials, and he has already hit the standard for the 2016 U.S. Olympic Trials in Los Angeles. He started 2015 with an almost two minute PR and a 16th place finish at the U.S. Half Marathon Championships in Houston, running 1:03:26. October 11 marks Richards' second Bank of America Chicago Marathon.

### 2015 Races

Date	Race	Place	Time
07/19/15	Sonoma Wine Country Half Marathon	3rd	1:06:40
05/25/15	Kentfield Marin Memorial Day 10K	2nd	30:13
05/03/15	Newport Beach Orange County Half Marathon	1st	1:05:51
04/20/15	Boston Marathon	26th	2:22:30
04/03/15	San Francisco Distance Carnival 10,000m	9th	30:27.6
04/03/15	San Francisco Distance Carnival 10,000m	7th	30:40.3
01/18/15	Houston U.S. Half Marathon Championships	16th	1:03:26

### Career marathons

Date	Race	Place	Time
04/20/15	Boston Marathon	26th	2:22:30
10/06/13	St. Paul Twin Cities Marathon	9th	2:15:49
10/07/12	Bank of America Chicago Marathon	22nd	2:17:00
01/14/12	Houston U.S. Olympic Team Trials Marathon	51st	2:20:15
12/04/11	Sacramento California International Marathon	8th	2:17:29
10/04/09	St. Paul Twin Cities Marathon	14th	2:20:38



## Lucas Rotich

**Birthdate:** 4/16/90  
**Citizenship:** Kenya  
**Coach:** Patrick Sang  
**Sponsor:** Adidas

### Personal records

<b>Marathon</b>	2:07:17 (Hamburg, 2015)
<b>Half marathon</b>	59:44 (Den Haag, 2011)
<b>10,000m</b>	26:43.98 (Bruxelles, 2011)

### Career overview

Lucas Rotich enters the 2015 Bank of America Chicago Marathon on a high note as the winner of the 2015 Hamburg Marathon. On a rainy day and under less than ideal running conditions, he beat current IAAF World Marathon champion, Ghirmay Ghebreslassie, to the line by 30 seconds in a new personal best, 2:07:17. Rotich isn't hoping for just a top five finish in his first Abbott World Marathon Major appearance: he wants to win and he wants to catch the eye of the Kenyan Athletic Federation for a spot on the Olympic team in Rio. Rotich's mentor and training partner is 2014 Chicago Marathon and 2015 Virgin Money London Marathon champion, Eluid Kipchoge, arguably one of the best runners in history.

Prior to making his move to the marathon in 2014, Rotich made a name for himself on the youth circuit. He represented Kenya on the global stage as a junior competitor in the 3000m, 5000m and in cross country. He also represented Kenya as a senior competitor at the 2010 IAAF World Cross Country Championships. On the track, Rotich is the 14th fastest man in history over 10,000m.

### 2015 Races

Date	Race	Place	Time
04/26/15	Hamburg Marathon	1st	2:07:17
01/11/15	Egmond Ann Zee Half Marathon	5th	1:04:10

### Career marathons

Date	Race	Place	Time
04/26/15	Hamburg Marathon	1st	2:07:17
10/19/14	Amsterdam Marathon	2nd	2:07:18
05/04/14	Hamburg Marathon	8th	2:09:22



## Rob Watson

**Birthdate:** 6/23/83  
**Citizenship:** Canada  
**Residence:** Guelph ON, Canada  
**Sponsor:** New Balance  
**Twitter:** @robbiedxc

### Personal records

<b>Marathon</b>	2:13:29 (Toronto, 2013)
<b>Half marathon</b>	1:03:22 (New York, 2013)

### Career overview

Rob Watson is a two-time Canadian national champion in the 3000m steeplechase (2008, 2009), and he has represented Canada at the IAAF World Championships in both the 3000m steeplechase (2009) and the marathon (2013). Most recently, he donned his national colors at the Toronto Pan American Games, finishing 8th in the marathon in 2:23:43.

The 2015 Bank of America Chicago Marathon will be Watson's second appearance in an Abbott World Marathon Major. He previously appeared in the Boston Marathon in 2011, almost cracking the top 10 with an 11th place finish in 2:15:33.

Watson hosts a running podcast, "The Rob Watson Show," and he keeps a daily blog at [leblogdurob.com](http://leblogdurob.com).

### 2015 Races

Date	Race	Place	Time
07/25/15	Toronto Pan American Games Marathon	8th	2:23:43
06/28/15	Vancouver Half Marathon	5th	1:09:02
05/24/15	Ottawa Marathon	8th	2:19:22
05/03/15	Vancouver Half Marathon	1st	1:04:48
04/18/15	Charlottesville Virginia Challenge 10,000m	5th	29:27.9

### Career marathons

Date	Race	Place	Time
07/25/15	Toronto Pan American Games	8th	2:23:43
05/24/15	Ottawa Marathon	8th	2:19:22
05/24/14	Ottawa Marathon	10th	2:16:38
10/20/13	Toronto Waterfront Marathon	6th	2:13:29
08/17/13	Moskva IAAF World Championships	20th	2:16:28
05/26/13	Ottawa Marathon	10th	2:18:34
04/15/13	Boston Marathon	11th	2:15:33
04/15/12	Rotterdam Marathon	11th	2:13:37
01/30/11	Houston Marathon	4th	2:16:17



### Satoshi Yoshii

**Birthdate:** 10/27/83  
**Citizenship:** Japan  
**Residence:** Nagasaki, Japan  
**Height:** 5'9"  
**Weight:** 132  
**Coach:** Koji Takaki  
**Sponsor:** Eighteenth Bank

### Personal records

**Marathon** 2:10:45 (Otsu, 2011)  
**Half Marathon** 1:02:45 (Sendai, 2008)

### Career overview

Satoshi Yoshii arrives in Chicago at the same time that he seems to be rounding back into peak marathon shape. After making his marathon debut in 2010 in 2:12:24, he set his current PR 12 months later, 2:10:45. He didn't race a marathon in 2012, and he failed to break 2:15 in 2013 and 2014. Yoshii hit his stride in February with a 2:12:48 fifth place showing at the Beppu-Oita Mainichi Marathon, and he has his sights set on a new PR. October 11 will be Yoshii's first time racing a marathon in the U.S., and his first Abbott World Marathon Major performance.

Yoshii runs 60-125 miles/week, considered fairly low mileage for a Japanese runner; however, like many Japanese runners, he includes a 30-mile long run during his marathon build-up.

### 2015 Races

Date	Race	Place	Time
02/01/15	Beppu-Oita Mainichi Marathon	5th	2:12:48
01/02/15	New Year Ekiden Leg 5 15.8K	24th	49:35

### Career marathons

Date	Race	Place	Time
02/01/15	Beppu-Oita Mainichi Marathon	5th	2:12:48
03/02/14	Biwa-ko Mainichi Marathon	20th	2:15:20
08/25/13	Hokkaido Marathon	7th	2:15:50
03/06/11	Biwa-ko Mainichi Marathon	7th	2:10:45
03/07/10	Biwa-ko Mainichi Marathon	7th	2:12:24

### Women's biographies



### Alvina Begay

**Birthdate:** 9/9/80  
**Citizenship:** United States  
**Residence:** Flagstaff, AZ  
**Height:** 5'5"  
**Sponsor:** Nike N7 Fund Ambassador  
**Twitter:** @AYBegay

### Personal records

**Marathon** 2:37:14 (Tempe, 2010)  
**Half marathon** 1:12:25 (Duluth, 2012)  
**10,000m** 32:34.76 (Palo Alto, 2012)

### Career overview

Alvina Begay consistently performs well in distances ranging from the 10,000m to the marathon. Throughout her professional career, she has finished in the top 10 in eight U.S. road championships, qualified for the 2008 and 2012 U.S. Olympic Trials in the marathon, qualified for the 2012 U.S. Olympic Trials in the 10,000m, represented the U.S. internationally at the IAAF World Half Marathon Championships (2012) and finished in the top 10 of the New York City Marathon (2007). Begay has not run a marathon in almost three years; she needs to run under 2:43:00 (the Olympic Trials "B" standard) to qualify for her third U.S. Olympic Trials.

### Personal

Begay was raised on the Navajo Reservation at an elevation of 6,000+ feet. She supports Wings of America, a running camp for Native American youth.

### 2015 Races

Date	Race	Place	Time
05/03/15	Spokane Lilac Bloomsday Run 12K	20th	44:26
03/08/15	Phoenix Mountain to Fountain 15K	1st	52:50
06/20/15	Duluth Garry Bjorklund Half Marathon	28th	1:23:09

### Career marathons

Date	Race	Place	Time
12/02/12	Sacramento California International Marathon	4th	2:39:07
01/14/12	Houston U.S. Olympic Team Trials Marathon	56th	2:42:20
01/17/10	Tempe Rock 'n' Roll Arizona Marathon	5th	2:37:14
04/20/08	Boston U.S. Olympic Trials	45th	2:43:30
11/04/07	New York City Marathon	10th	2:42:46
10/01/06	St. Paul Twin Cities Marathon	12th	2:43:30



## Fionnuala Britton

**Birthdate:** 9/24/84  
**Citizenship:** Ireland  
**Height:** 5'2"  
**Coach:** Chris Jones

### Personal records

**Marathon** 2:31:46 (Zurich, 2014)  
**Half marathon** 1:13:46 (Karlovy Vary, 2015)  
**10,000m** 31:29.22 (Palo Alto, 2012)

### Career overview

Fionnuala Britton is best known for her exploits on the grass: she is a two-time European Cross Country champion (2011, 2012), and she has finished in the top 16 at the IAAF World Cross Country Championships three times. She represented Ireland on the track in the steeplechase at the 2008 Beijing Olympics, and in the 5000m and 10,000m at the 2012 London Olympics. She made a last minute marathon debut at the 2014 European Championships in Zurich, Switzerland just four days after she finished 8th in the 10,000m on the track. She cracked the top ten, stopping the clock in 2:31:46. Although Britton is a relative newcomer to the 26.2-mile distance, she has the track, cross country, road and Olympic credentials to shake things up in the elite field.

### 2015 Races

Date	Race	Place	Time
07/05/15	Gateshead Great North 10K	1st	33:19:00
05/23/15	Karlovy Vary Half Marathon	8th	1:13:46
05/10/15	Manchester Great 10K	7th	32:56:00
04/11/15	Dublin Great Ireland Run 10K	2nd	33:07:00

### Career marathons

Date	Race	Place	Time
08/16/14	Zürich European Championships	10th	2:31:46

### Additional highlights

Date	Race	Place	Time
03/24/13	Bydgoszcz IAAF World Cross Country Championships	14th	25:08
03/03/13	Göteborg European Indoor Championships 3000m	3rd	9:00
03/02/13	Göteborg European Indoor Championships 3000m	3rd	9:03
08/07/12	London Olympic Games 5000m	10th	15:13
08/03/12	London Olympic Games 10,000m	15th	31:46
08/27/11	Daegu IAAF World Championships 3000m SC	6th	9:41
03/20/11	Punta Umbria IAAF World Cross Country Championships	16th	26:25
08/15/08	Beijing Olympic Games 3000m SC	10th	9:43
08/27/07	Osaka IAAF World Championships 3000m SC	12th	9:48



## Sarah Crouch

**Birthdate:** 8/22/89  
**Citizenship:** United States  
**Residence:** South Lake Tahoe, CA  
**Height:** 5'4"  
**Weight:** 105  
**Coach:** Pete Rea  
**Sponsor:** Reebok/Zap Fitness  
**Twitter:** @sarahcrouch89

### Personal records

**Marathon** 2:32:44 (Chicago, 2014)  
**Half marathon** 1:12:10 (Duluth, 2014)

### Career overview

At last year's Bank of America Chicago Marathon, Sarah Crouch lopped almost 12 minutes off of her previous PR and placed in the top 10. Crouch, a 13-time All-American at Western Washington University and a 2011 National Champion in the 10,000m, started running professionally with ZAP-Reebok fresh out of college. In one of her first races as a professional runner, she finished 5th at the U.S. 10 Mile Championships. In 2011, she made her marathon debut in New York and qualified the 2012 U.S. Olympic Marathon trials, and in 2012, she qualified for the U.S. Olympic Trials in the 10,000m. She kept her momentum going, and in 2013, she turned heads with her highest finish at a U.S. Championship when she placed 3rd at the Cherry Blossom 10 Mile. Her time of 54:15 was faster than the American Record.

Crouch spent her summer months honing her speed on the track and racing prolifically on the roads.

### Personal

Crouch's mom became an elite masters marathoner at the age of 42, posting a 2:49 marathon time. Her grandma began running in her 50s and completed several ultra-marathons. Crouch herself knows how to ride a unicycle and play the trombone.

### 2015 Races

Date	Race	Place	Time
07/04/15	Frankfort 5K	3rd	16:37
06/13/15	Portland Track Festival 10,000m	7th	33:57
06/04/15	Concord Adrian Martinez Classic 5000m	16th	16:02
05/30/15	Boston New Balance Boston Twilight Meet 1500m	2nd	4:33
05/02/15	Jersey City Newport 10,000 10K	5th	34:40
05/01/15	Princeton Elite Meet 1500m	11th	4:57
04/25/15	Ewing Lions Invitational 1500m	14th	4:59
04/18/15	Princeton Larry Ellis Invitational 1500m	9th	4:56
03/07/15	Greenville Reedy River Run 10K	1st	34:08
02/08/15	Tallahassee Marathon	1st	2:46:59
01/18/15	Houston U.S. Half Marathon Championships	13th	1:12:51

### Career marathons

Date	Race	Place	Time
02/08/15	Tallahassee Marathon	1st	2:46:59
10/12/14	Bank of America Chicago Marathon	6th	2:32:44
11/06/11	New York City Marathon	22nd	2:44:25



### Birhane Dibaba

**Birthdate:** September 11, 1993  
**Citizenship:** Ethiopia  
**Residence:** Addis Ababa, Ethiopia  
**Sponsor:** Nike

### Personal records

**Marathon** 2:22:30 (Tokyo, 2014)  
**Half marathon** 1:09:34 (San Diego, 2014)

### Career overview

Birhane Dibaba is off to a good start in 2015. After becoming the youngest female runner (she was 20 years, 165 days) ever to score points in the Abbott World Marathon Majors (AWMM) at the Tokyo Marathon in 2014, she returned to Japan in 2015 to capture her first AWMM win. Dibaba made her U.S. marathon debut at last year's Bank of America Chicago Marathon; she arrived with the intent to run under 2:20, but left with a 2:27:02. It simply wasn't her day.

Although Dibaba is one of the youngest competitors in the elite field, she has run eight marathons and finished in the top four of all of them. She ran her first marathon at age 18.

### 2015 Races

Date	Race	Place	Time
06/27/15	Appingedam Stadssloop 10K	1st	32:11
07/26/15	Bogotá Half Marathon	DNF	
02/22/15	Tokyo Marathon	1st	2:23:15

### Career marathons

Date	Race	Place	Time
02/22/15	Tokyo Marathon	1st	2:23:15
10/12/14	Bank of America Chicago Marathon	4th	2:27:02
02/23/14	Tokyo Marathon	2nd	2:22:30
10/27/13	BMW Frankfurt Marathon	3rd	2:23:01
03/10/13	Nagoya International Ladies Marathon	2nd	2:23:51
11/18/12	Maratón Divina Pastora Valencia	1st	2:29:22
06/17/12	Sao Paolo Marathon	2nd	2:34:58
03/25/12	Barcelona Marathon	4th	2:33:07





## Jessica Draskau Petersson

**Birthdate:** 9/8/77

**Citizenship:** Denmark

**Twitter:** @jessdpMarathon

### Personal records

<b>Marathon</b>	2:30:53 (Zurich, 2014)
<b>Half marathon</b>	1:12:52 (København, 2014)

### Career overview

Jessica Draskau Petersson has dual Danish and British citizenship, and she represented Denmark at the 2012 London Olympics in the marathon (she finished 40th in 2:31:43). She started her career as an elite duathlete and triathlete, and she eventually found her stride in marathon competitions. She struggled with some significant setbacks early in her career: she was hit five times in three years by cars and motorbikes and one accident in 2007 required knee surgery. She lost four years of competition as a result, and didn't return to the roads until 2011.

Petersson made headlines in the U.S. last winter when she won the 11th annual P.F. Chang's Rock 'n' Roll Half Marathon in Arizona. Although she will be 38 on race day, she is a late bloomer in the sport and she still has the potential to break 2:30 and PR.

### 2015 Races

Date	Race	Place	Time
08/23/15	Edmonton Half Marathon	1st	1:13:09

### Career marathons

Date	Race	Place	Time
08/16/14	Zürich European Championships	8th	2:30:53
08/05/12	London Olympic Games	40th	2:31:43
04/22/12	London Marathon	23rd	2:34:56
09/25/05	Berlin Marathon	10th	2:42:00
01/30/05	Las Vegas Marathon	5th	2:44:42
04/13/03	London Marathon	20th	2:46:10



## Kayoko Fukushi

**Birthdate:** 3/25/82

**Citizenship:** Japan

**Height:** 5'3"

**Weight:** 99 lbs.

**Coach:** Tadayuki Nagayama

**Sponsor:** Adidas

### Personal records

<b>Marathon</b>	2:24:21 (Osaka, 2013)
<b>Half marathon</b>	1:07:26 (Marugame, 2006)
<b>10,000m</b>	30:51.81 (Busan, 2002)

### Career Overview:

Kayoko Fukushi has been a top runner for Japan since 2002 when she won two silver medals at the Asian Games (5000m and 10,000m). She set the World Record in the 15K in 2006 (broken in 2009 by Tirunesh Dibaba), and she currently holds the Japanese record in the 15K, 20K and half marathon. She is a six-time national champion over 5000m, an Asian Games gold medalist in the 10,000m, an IAAF World Championships Marathon bronze medalist (Moscow 2013) and a three-time Olympian in the 5000m and 10,000m (Athens, Beijing, London).

After international success on the track, Fukushi excited the road running world when she posted a 1:07:26 half marathon in 2006 (making her the 27th fastest woman over that distance in history). She made her marathon debut in 2008 in the midst of great expectations that she could be the next woman to break 2:20, but Fukushi struggled after 18 miles and barely finished in 2:40:54. She waited another three years to tackle the marathon distance again at the 2011 Bank of America Chicago Marathon. She found her rhythm and finished 2nd in 2:24:38. Given her credentials on the track and her speed over the half marathon, Fukushi has the potential to PR by several minutes and clinch another top five finish in Chicago.

In 2013, she was named the JAAF Athlete of the Year.

### 2015 Races

No races in 2015

### Career marathons

Date	Race	Place	Time
09/28/14	BMW Berlin Marathon	6th	2:26:25
08/10/13	Moskva IAAF World Championships	3rd	2:27:45
01/27/13	Osaka International Ladies Marathon	2nd	2:24:21
01/29/12	Osaka International Ladies Marathon	9th	2:37:35
10/09/11	Bank of America Chicago Marathon	2nd	2:24:38
01/27/08	Osaka International Ladies Marathon	19th	2:40:54



## Additional highlights

Date	Race	Place	Time
08/07/12	London Olympic Games 5000m	8th	15:09
08/03/12	London Olympic Games 10,000m	10th	31:10
08/15/09	Berlin IAAF World Championships 10,000m	9th	31:23
08/19/08	Beijing Olympic Games 5000m	10th	15:20
08/15/08	Beijing Olympic Games 10,000m	11th	31:01
09/01/07	Osaka IAAF World Championships 5000m	14th	15:19
08/25/07	Osaka IAAF World Championships 10,000m	10th	32:32
10/08/06	Debrecen IAAF World Road Running Championships 20K	6th	1:05:32
09/17/06	Debrecen IAAF World Road Running Championships 5000m	3rd	15:06
09/16/06	Debrecen IAAF World Road Running Championships 3000m	5th	8:44
04/01/06	Debrecen IAAF World Road Running Championships	6th	25:51
08/13/05	Helsinki IAAF World Championships 5000m	12th	14:59
08/10/05	Helsinki IAAF World Championships 5000m	9th	15:05
08/06/05	Helsinki IAAF World Championships 10,000m	11th	31:03
08/27/04	Athens Olympic Games 10,000m	26th	33:48
08/26/03	Paris-St-Denis IAAF World Championships 5000m	11th	15:16
08/23/03	Paris-St-Denis IAAF World Championships 10,000m	11th	31:10
10/17/00	Debrecen IAAF World Road Running Championships 5000m	4th	16:25



## Amane Gobena

**Birthdate:** 9/11/82  
**Citizenship:** Ethiopia  
**Residence:** Ethiopia

## Personal records

<b>Marathon</b>	2:23:30 (Paris, 2015)
<b>Half marathon</b>	1:08:16 (Ras Al Khaimah, 2009)

## Career overview

Amane Gobena has been on the marathon scene since 2009, but the 2015 Bank of America Chicago Marathon marks her first appearance in an Abbott World Marathon Majors race. With a 2:23:30 PR set earlier this year in Paris, she should be in the hunt for a podium finish. Gobena made headlines in 2010 when she became the first woman from Ethiopia to ever win the Osaka Ladies Marathon.

Gobena got her start in cross country in 2002, but successfully switched to the roads in 2007. She has been racing regularly in the United States since 2009, and she won the Los Angeles Marathon in 2014.

## 2015 Races

Date	Race	Place	Time
07/26/15	Bogota Half Marathon	1st	1:13:15
05/30/15	Freihofer's 5K	6th	15:59
05/25/15	Bolder Boulder 10K	2nd	33:38
04/12/15	Paris Marathon	2nd	2:23:30

## Career marathons

Date	Race	Place	Time
04/12/15	Paris Marathon	2nd	2:23:30
11/16/14	Istanbul Marathon	1st	2:28:46
10/19/14	Toronto Marathon	4th	2:28:29
03/09/14	Los Angeles Marathon	1st	2:27:37
01/24/14	Dubai Marathon	3rd	2:23:50
11/11/12	Istanbul Marathon	2nd	2:28:38
03/20/11	Seoul International Marathon	10th	2:37:31
01/01/11	Xiamen Marathon	1st	2:31:49
10/17/10	Istanbul Marathon	3rd	2:32:29
03/21/10	Seoul International Marathon	1st	2:24:13
01/31/10	Osaka Ladies Marathon	1st	2:25:14
09/27/09	Toronto Marathon	1st	2:28:31
05/25/09	Los Angeles Marathon	2nd	2:26:53
01/16/09	Houston Marathon	5th	2:32:06



### Dawn Grunnagle

**Birthdate:** 11/29/77  
**Citizenship:** United States  
**Residence:** Dallas, TX  
**Coach:** Jacob Phillips  
**Sponsor:** Nike  
**Twitter:** @dawngrunnagle

### Personal records

**Marathon** 2:56:38 (Los Angeles, 2015)  
**Half marathon** 1:14:56 (Duluth, 2014)

### Career overview

Dawn Grunnagle spent 10 years as an elementary school teacher before becoming a full-time professional runner. She qualified for the 2012 U.S. Olympic Trials in the 1500m, and she is an indoor national qualifier in the 800m. She made a dramatic leap to longer distances in 2013, and she qualified for the 2016 U.S. Olympic Marathon Trials by dipping under 1:15 at the Garry Bjorklund Half Marathon. She made her marathon debut at the U.S. Championships in Los Angeles in March.

### Personal

Grunnagle founded SpeedKIDZ and SpeedKIDZ ELITE as an all-girls youth team with a vision of developing girls through academics, leadership, team training and community service. The approach includes professional running instruction to young athletes ages 4-18 years old. Grunnagle lives in Dallas with her husband, Harry, and her 123 lb. Rhodesian Ridgeback, Roscoe.

### 2015 Races

Date	Race	Place	Time
06/13/15	Green Bay Bellin Run 10K	4th	35:56
05/17/15	Green Bay Half Marathon	2nd	1:21:29
03/15/15	Los Angeles Marathon	31st	2:56:38
02/07/15	Edinburg All-America City 10K	4th	34:53

### Career marathons

Date	Race	Place	Time
03/15/15	Los Angeles Marathon	31st	2:56:38



### Sara Hall

**Birthdate:** 4/15/83  
**Citizenship:** United States  
**Residence:** Flagstaff, AZ  
**Height:** 5'4"  
**Coach:** Jack Daniels  
**Sponsor:** Asics  
**Twitter:** @sarahall3

### Personal records

**Marathon** 2:48:02 (Los Angeles, 2015)  
**Half marathon** 1:10:49 (Gold Coast, AUS 2015)

### Career overview

Sara Hall stands out as one of the most versatile athletes in the 2015 elite field. She launched her professional running career as a middle distance specialist and steeplechaser. She took home gold in the steeplechase at the 2011 Pan-Am Games, and she has represented the U.S. at three IAAF World Indoor Track and Field Championships and a World Cross Country Championship. 2012 was an especially good year for her: she won the U.S. national title in Cross Country and she placed 8th at the IAAF World Indoor Championships in the 3000m, clocking 8:59. While at Stanford University, she became a seven-time All-American and made an appearance at the 2004 Olympic Trials in the 5000m. She initially garnered the national spotlight when she won the 2000 Footlocker National High School Cross Country Championships.

Hall made her long anticipated 26.2-mile debut at the 2015 Los Angeles Marathon. While her recent 1:10 half marathon pointed toward a potentially fast debut, she struggled with the heat and fought to the end, crossing the finish in a disappointing 2:48. She sought – and achieved – redemption just two weeks later at the IAAF World Cross Country Championships with a 20th place finish. Since her marathon debut, she has turned in another 1:10 half marathon performance – a good sign for October 11.

### Personal

Hall is married to American marathoner and two-time Olympian, Ryan Hall. Together, they founded the Hall Steps Foundation in 2009, a non-profit movement to fight global poverty through better health.

### 2015 Races

Date	Race	Place	Time
08/16/15	Falmouth Road Race 7 Mile	2nd	37:10
07/05/15	Gold Coast Oceania Half Marathon Championships	2nd	1:10:49
06/25/15	Eugene USA Championships 10,000m	12th	34:03
06/13/15	Portland Track Festival 10,000m	2nd	32:51
05/31/15	San Diego Rock 'n' Roll Half Marathon	3rd	1:11:28
05/15/15	Los Angeles Marathon	22nd	2:48:02
05/09/15	Grand Rapids Fifth Third River Bank Run 25K	2nd	1:27:41
03/28/15	Guiyang IAAF World Cross Country Championships	20th	28:19:00
01/18/15	Houston U.S. Half Marathon Championships	4th	1:10:50

### Career marathons

Date	Race	Place	Time
05/15/15	Los Angeles Marathon	22nd	2:48:02

### Additional highlights

Date	Race	Place	Time
03/28/15	Guiyang IAAF World Cross Country Championships	20th	28:19
03/11/12	Istanbul IAAF World Indoor Championships 3000m	8th	9:00
03/09/12	Istanbul IAAF World Indoor Championships 3000m	6th	9:02
10/28/11	Guadalajara Pan American Games 3000m SC	1st	10:03
03/12/10	Doha IAAF World Indoor Championships 3000m	7th	9:04
04/02/06	Fukuoka IAAF World Cross Country Championships	26th	13:28
03/11/06	Moskva IAAF World Indoor Championships 3000m	12th	9:14
07/16/02	Kingston IAAF World Junior Championships 3000m	15th	9:38



### Monika Juodeskaite

**Birthdate:** 10/3/91  
**Citizenship:** Lithuania  
**Residence:** Stillwater, KS

### Marathon debut

### Personal records

**5,000m** 16:00.32 (Walnut, 2014)

### Career overview

Monika Juodeskaite is the youngest competitor in the women's elite field; she will be making her marathon debut after finishing her collegiate career at Oklahoma State University where she ran the third fastest time in the school's history in the 5000m (16:00). Juodeskaite spent her collegiate career as a mid-distance specialist so her leap to the marathon is ambitious, but not unexpected. She grew up in Lithuania where her mother, Inga, was a two-time Olympian in the marathon and 20,000m race walk. Her mother coached her throughout her highly successful high school career: she won the Lithuanian Junior Championships three times.

Juodeskaite has proven herself as a Division I athlete, but she is setting her sights on something much bigger: fulfilling her dream of representing Lithuania at the 2016 Rio Olympics.

### 2015 Races

Date	Race	Place	Time
07/11/15	Gwangju Universiade 5000m	14th	16:24.4
07/09/15	Gwangju Universiade 5000m	7th	16:41.3
06/20/15	Herakleion European Team Championships 1st League 3000m	9th	09:29.2
06/06/15	Kaunas 3000m	1st	09:40.4
05/15/15	Kaunas SELL Games 1500m	1st	04:28.4
05/01/15	Fayetteville Arkansas Twilight 1500m	3rd	04:29.1
02/07/15	Lincoln Frank Sevigne Invitational Mile	2nd	04:46.7



## Deena Kastor

**Birthdate:** 02/14/73

**Citizenship:** United States

**Resides:** Mammoth Lakes, CA

**Height:** 5'4"

**Weight:** 104

**Coach:** Andrew Kastor

**Sponsor:** Asics

**Twitter:** @DeenaKastor

## Personal records

<b>Marathon</b>	2:19:36 (London, 2006)
<b>Half marathon</b>	1:07:34 (Berlin, 2006)
<b>10,000m</b>	30:50.32 (Palo Alto, 2002)

## Career overview

Deena Kastor became a household name after she ended a 20-year medal drought for U.S. women in the marathon at the 2004 Athens Olympics. She exercised patience as she came from behind in a strategic race and worked her way into a bronze medal. That historic moment sparked a string of jaw-dropping performances: Kastor won the 2005 Bank of America Chicago Marathon, and she became the first – and only – American woman to ever break the 2:20 barrier en route to her 2006 London Marathon victory (2:19:36); only 17 women in history have eclipsed the 2:20 mark. She spent 2006 ranked #1 in the world in the marathon.

She currently holds the American Record in the marathon and half marathon (1:07:34), but she has held eight American Records in distances ranging from 5K to the marathon. She has made 19 U.S. teams (3-time Olympian, 16 World Championships teams), won 18 U.S. titles and earned two silver medals at the IAAF World Cross Country Championships. She is also a five-time U.S. Champion in the 10,000 meters.

As a master's runner, Kastor continues to tear up the record books. In 2014, she set five world masters records during the Philadelphia Rock 'n' Roll Half-Marathon (10K, 15K, 10 miles, 20K and half marathon). If Kastor arrives in Chicago in similar shape to her 2014 rampage, she could put Colleen De Reuck's 2005 American Master's Record, 2:28:40 (set in Chicago), in jeopardy. Kastor was a four-time SEC champion at the University of Arkansas and an eight-time All-American.

## Personal

Kastor is the president of the ASICS Mammoth Track Club, a local running club with recreational members as well as professional runners seeking Olympic berths. She is currently the Executive Producer of BOSTON, the marathon documentary; she was featured in the popular documentary, Spirit of the Marathon; and she is a motivational speaker. She enjoys spending time with her husband, Andrew, daughter, Piper, and French Mastiff, Zita.

## 2015 Races

Date	Race	Place	Time
04/19/15	New York Women's Half Marathon	1st	1:12:51
03/29/15	Carlsbad 5000	12th	16:05

## Career marathons

Date	Race	Place	Time
11/02/14	TCS New York City Marathon	11th	2:33:18
08/10/13	Moskva IAAF World Championships	9th	2:36:12
03/17/13	Los Angeles Marathon	3rd	2:32:39
01/14/12	Houston U.S. Olympic Team Trials Marathon	6th	2:30:40
04/25/10	London Marathon	16th	2:36:20
10/11/09	Bank of America Chicago Marathon	5th	2:28:50
08/17/08	Beijing Olympic Games	DNF	
04/20/08	Boston U.S. Olympic Marathon Trials	1st	2:29:35
04/16/07	Boston Marathon	5th	2:35:09
11/05/06	New York City Marathon	6th	2:27:54
04/23/06	London Marathon	1st	2:19:36 AR*
11/07/04	New York City Marathon	DNF	
08/22/04	Athens Olympic Games	3rd	2:27:20
04/03/04	St. Louis U.S. Women's Marathon Championships	2nd	2:29:38
04/13/03	London Marathon	3rd	2:21:16
10/13/02	Bank of America Chicago Marathon	6th	2:26:53
11/04/01	New York York City Marathon	7th	2:26:59

## Additional highlights

Date	Race	Place	Time
09/20/14	Philadelphia Rock 'n' Roll Half Marathon	3rd	1:09:37
04/13/14	New York Women's Half-Marathon	1st	1:11:38
10/30/11	Los Angeles Dodge Rock 'n' Roll Half Marathon	1st	1:11:48
03/21/10	New York City Half Marathon	2nd	1:09:43
01/17/10	Tempe Rock 'n' Roll Arizona Half Marathon	1st	1:09:43
10/14/07	Udine IAAF World Road Running Championships	16th	1:09:38
10/08/07	Boston U.S. Women's 10 K Road Championships	1st	32:01:00
08/25/07	Osaka IAAF World Championships 10,000m	6th	32:24.6
06/21/07	Indianapolis U.S. Championships 10,000m	1st	31:57.0
04/02/06	Berlin Half Marathon	2nd	1:07:34 AR*
09/18/05	Philadelphia Half Marathon	1st	1:07:53
07/16/04	Sacramento U.S. Championships 10,000m	1st	31:09.7
06/19/04	Duluth Half Marathon	1st	1:10:30
06/19/03	Palo Alto U.S. Championships 10,000m	1st	31:29.0
03/29/03	Lausanne IAAF World Cross Country Championships	2nd	26:02:00
03/23/02	Dublin IAAF World Cross Country Championships	2nd	27:04:00
09/02/01	Virginia Beach Half Marathon	1st	1:10:08
06/23/01	Eugene U.S. Championships 10,000m	1st	32:05.1
07/14/00	Sacramento U.S. Championships 10,000m	1st	31:51.1
08/29/97	Catania Universiade 10,000m	1st	33:45.3

\* AR = American Record



## Florence Kiplagat

**Birthdate:** February 27, 1987

**Citizenship:** Kenya

**Sponsor:** Nike

### Personal records

<b>Marathon</b>	2:19:44 (Berlin 2011)
<b>Half marathon</b>	1:05:09* (Barcelona, 2015)
<b>10,000m</b>	30:11.53 (Utrecht, 2009)

\*World Record

### Career overview

Florence Kiplagat is the 2010 IAAF World Half Marathon champion, the 2011 and 2013 BMW Berlin Marathon champion and the current World Record holder in the 15K, 20K and half-marathon (all set en route to her 2015 half marathon world record in Barcelona). She pulled out of the 2012 Bank of America Chicago Marathon with an injury, and she came back seeking redemption in 2014. But a win and a PR were not in the cards; Kiplagat struggled with a slight headwind over the second half of the course and ran her second slowest marathon time to date, 2:25:57.

Outside of her half marathon world record in February, Kiplagat finished fifth in a star-studded field at the 2015 Virgin Money London Marathon in 2:24:15.

### Personal

Kiplagat is the niece of marathon runner William Kiplagat. She lives with her daughter in Iten.

### 2015 Races


Date	Race	Place	Time
02/15/15	Barcelona Half Marathon	1st	1:05:09
04/26/15	Virgin Money London Marathon	5th	2:24:15

### Career marathons

Date	Race	Place	Time
04/26/15	Virgin Money London Marathon	5th	2:24:15
10/12/14	Bank of America Chicago Marathon	3rd	2:25:57
04/13/14	Virgin Money London Marathon	2nd	2:20:24
09/29/13	BMW Berlin Marathon	1st	2:21:13
04/31/13	London Marathon	6th	2:27:05
04/22/12	London Marathon	4th	2:20:57
09/25/11	BMW Berlin Marathon	1st	2:19:44
04/18/11	Boston Marathon	DNF	

### Additional highlights

Date	Event	Place	Time
10/16/10	Nanning IAAF World Half Marathon Championships	1st	1:08:24
03/28/09	Amman IAAF World Cross Country Championships	1st	26:13
03/24/07	Mombasa IAAF World Cross Country Championships	5th	27:26
08/15/06	Beijing IAAF World Junior Championships 5000m	2nd	15:32.3



## Tera Moody

**Birthdate:** December 18, 1980  
**Citizenship:** United States  
**Residence:** Chicago, IL  
**Height:** 5'8"  
**Coach:** Brad Hudson  
**Sponsor:** Nike

### Personal records

**Marathon** 2:30:53 (Chicago, 2010)  
**Half marathon** 1:12:30 (Houston, 2011)

### Career overview

After a break from running following her collegiate career at Colorado, Tera Moody tackled the marathon distance for the first time in 2005. Her goal: break three hours (she ran 2:50). That race reignited her competitive fire, and in 2008, she experienced a huge step forward at the U.S. Olympic Trials Marathon in Boston. She toed the line seeded 152nd in a field of 160 runners, and she finished fifth overall in 2:33:54, just one second from fourth place and a spot as an alternate on the Olympic team. Following that performance, Moody went on to represent the U.S. twice at the IAAF World Championships (28th in 2009 in 2:36:39 and 17th in 2011 in 2:32:04), and she ran her current PR, 2:30:53, at the 2010 Bank of America Chicago Marathon.

With just two half marathon races under her belt in 2014 and zero races in 2015, Moody arrives in Chicago as a bit of a wildcard. She has not run a marathon since 2013, and she has struggled with injuries over the past two years. But as a veteran of five Chicago Marathons, she knows the course well and she could be a factor if she has had a consistent, uninterrupted build-up. It also doesn't hurt that the St. Charles, IL native is a hometown favorite. After spending a decade in Colorado, Moody moved back to Chicago in 2014.

### Personal

Moody has had a well documented struggle with insomnia since middle school.

### Career marathons

Date	Race	Place	Time
01/13/13	Houston Marathon	6th	2:39:10
08/27/11	IAAF World Championships Daegu	17th	2:32:04
10/10/10	Bank of America Chicago Marathon	10th	2:30:53
10/11/09	Bank of America Chicago Marathon	9th	2:32:59
08/23/09	IAAF World Championships Berlin	28th	2:36:39
04/20/08	U.S. Olympic Marathon Trials Boston	5th	2:33:54
10/07/07	Bank of America Chicago Marathon	9th	2:46:40
10/22/06	Bank of America Chicago Marathon	66th	2:52:02
10/09/05	Bank of America Chicago Marathon	20th	2:50:08



## Diane Nukuri

**Birthdate:** 12/1/84  
**Citizenship:** Burundi  
**Residence:** Flagstaff, AZ  
**Height:** 6'0"  
**Weight:** 130  
**Coach:** Layne Anderson  
**Sponsor:** Asics  
**Twitter:** @dnjbdi

### Personal records

**Marathon** 2:27:50 (London, 2015)  
**Half marathon** 1:09:12 (New York, 2013)  
**10,000m** 32:45.96 (Palo Alto, 2012)

### Career overview

Diane Nukuri, a native of Burundi, made her international debut at the 2000 Sydney Olympics in the 5000m as a 15 year old. She returned to the Olympics in 2012 to compete in the marathon, but what happened in the 12 years between her Olympic appearances is a testament to her drive, spirit and talent. After winning a bronze medal in the 10,000m at the 2001 Francophone Games in Canada, Nukuri – at the age of 16 – fled to Toronto seeking asylum from the Burundi civil war (a war that claimed the life of her father). She was granted asylum and eventually moved to the U.S. to compete first in community college and then at Iowa as a Hawkeye.

Nukuri, standing out among her competitors with her six-foot frame, became the 2008 Big Ten 5000m champion and was fourth in the 2007 NCAA Cross Country Championships. She is still coached by her University of Iowa mentor, Layne Anderson, and she holds Burundi national records in the 5K, 10K, half marathon and marathon. She made her marathon debut at the 2010 Bank of America Chicago Marathon (2:39:08). Nukuri started her 2015 season with a strong performance in the half marathon (1:09:33) and a PR at the London Marathon (2:27:50).

### 2015 Races

Date	Race	Place	Time
08/16/15	Falmouth Road Race 7 Mile	1st	36:47
08/01/15	Cape Elizabeth Beach to Beacon	2nd	32:00
06/21/15	Boston B.A.A 10K	3rd	32:23
06/13/15	New York Mini 10K	4th	32:47
05/30/15	Albany Freihofer's Run For Women	7th	16:07
05/10/15	Manchester Great 10K	5th	32:27
04/26/15	London Marathon	13th	2:27:50
03/28/15	Praha Half Marathon	3rd	1:09:33

### Career marathons

Date	Race	Place	Time
04/26/15	London Marathon	13th	2:27:50
12/14/14	Honolulu Marathon	7th	2:37:11

Date	Race	Place	Time
10/19/14	Amsterdam Marathon	3rd	2:29:35
04/13/14	London Marathon	12th	2:33:01
11/3/13	New York City Marathon	10th	2:30:09
04/15/13	Boston Marathon	8th	2:29:54
08/05/12	London Olympic Games	31st	2:30:13
11/06/11	New York City Marathon	20th	2:41:21
03/20/11	Los Angeles Marathon	4th	2:33:47
10/10/10	Bank of America Chicago Marathon	22nd	2:39:08

### Additional highlights

Date	Race	Place	Time
09/22/00	Sydney Olympic Games 5000m	14th (prelims)	16:38.3



### Susan Partridge

**Birthdate:** 4/1/80  
**Citizenship:** Great Britain  
**Residence:** Boulder, CO  
**Coach:** Steve Jones  
**Sponsor:** Puma  
**Twitter:** @PartridgeSusan

### Personal records

<b>Marathon</b>	2:30:46 (London, 2013)
<b>Half marathon</b>	1:10:32 (Bath, 2010)

### Career Overview

Susan Partridge has been a constant presence on the international stage since she competed as a junior at the 1998 European Cross Country Championships and the 1999 IAAF World Cross Country Championships. She is a two-time Scottish national cross country champion (2003, 2008), and she has etched her name in the Scottish record books as one of the most accomplished female road runners in the nation's history.

Partridge made her marathon debut in London in 2004, finishing 20th in 2:41:44. She followed that performance with a 25th place showing at the 2005 IAAF World Half Marathon Championships. Over the last decade, she has continued to hone her speed at both the half marathon and marathon distance, posting PRs of 1:10:32 in the half and 2:30:46 in the full. She represented Great Britain at the 2010 European Championships Marathon and the 2011 IAAF World Championships Marathon – she was the first Briton across the line in 24th place (2:35:57).

### Personal

Partridge is coached by 1985 Chicago Marathon winner and two-time World Record holder, Steve Jones.

### 2015 Races

Date	Race	Place	Time
07/18/15	Oxford BMC Grand Prix 5000m	7th	16:56
06/06/15	České Budějovice Half Marathon	5th	1:18:03
05/30/15	Manchester BMC Grand Prix 5000m	14th	16:25
05/16/15	Parliament Hill Highgate Harriers Night of the 10,000m	7th	34:12
04/26/15	London Marathon	DNF	
03/22/15	Reading Half Marathon	9th	1:15:45

### Career marathons

Date	Race	Place	Time
07/27/14	Glasgow Commonwealth Games	6th	2:32:18
08/10/13	Moskva IAAF World Championships	10th	2:36:24
04/21/13	London Marathon	9th	2:30:46
04/22/12	London Marathon	25th	2:37:41
08/27/11	Daegu IAAF World Championships	24th	2:35:57



Date	Race	Place	Time
04/17/11	London Marathon	23rd	2:34:13
07/31/10	Barcelona European Championships	14th	2:39:07
04/25/10	London Marathon	15th	2:35:57
04/13/08	London Marathon	17th	2:41:30
10/29/07	Dublin Marathon	6th	2:38:33
03/19/06	Melbourne Commonwealth Games	10th	2:39:54
04/17/05	London Marathon	15th	2:37:50
04/18/04	London Marathon	8th	2:41:44

### Additional highlights

Date	Race	Place	Time
03/29/14	Copenhagen IAAF World Half Marathon Championships	40th	1:13:15
10/06/12	Kavarna IAAF World Half Marathon Championships	22nd	1:13:55
10/08/06	Debrecen IAAF World Road Running Championships 20K	27th	1:09:17
10/01/05	Edmonton IAAF World Half Marathon Championships	25th	1:13:49



### Blake Russell

**Birthdate:** 7/24/75  
**Citizenship:** United States  
**Residence:** Pacific Grove, CA  
**Height:** 5'6"  
**Coach:** Self  
**Sponsor:** Asics  
**Twitter:** @BlakeRun

### Personal records

<b>Marathon</b>	2:29:10 (Chicago, 2005)
<b>Half marathon</b>	1:11:55 (San Jose, 2010)
<b>10,000m</b>	31:35.25 (Carson, 2005)

### Career overview

Blake Russell announced the revival of her marathon career in convincing fashion: she won the 2015 USA Marathon Championships on March 15 under unseasonably warm conditions at the Los Angeles Marathon in 2:34:57 (she was the top American and third overall). Now 40 and a mother of two, Russell's win surprised many: her 27th place performance at the 2008 Beijing Olympics was the last marathon she finished. Over the past seven years, she has started three marathons, but failed to break the tape in any of them.

Russell moved to the marathon in 2003, winning the Twin Cities Marathon in 2:30:41, the fourth fastest American debut at the time. She finished fourth at the 2004 U.S. Olympic Marathon Trials, and then ran her PR, 2:29:10 at the 2005 Chicago Marathon. She finished third at the 2008 U.S. Olympic Marathon Trials, and was the sole U.S. female finisher at the 2008 Olympic Marathon in Beijing.

In addition to being an Olympian, Russell won a bronze medal at the 1999 Pan-Am Games in the 5000m and she has represented the U.S. in both cross-country (four times) and track (one-time) at the IAAF World Championships.

Russell marks the beginning of her career as a master's competitor at the Bank of America Chicago Marathon, ten years after her PR run.

### Personal

Russell is the proud mom of two children, Quin and Liv. She is a sports columnist for the Monterey Herald and she regularly blogs at blakerussellruns.com.

### 2015 Races

Date	Race	Place	Time
06/13/15	New York Mini 10K	10th	33:31
05/03/15	Spokane Lilac Bloomsday Run 12K	12th	40:47
03/15/15	Los Angeles Marathon	3rd	2:34:57



## Career marathons

Date	Race	Place	Time
3/15/15	Los Angeles Marathon	3rd	2:34:57
08/17/08	Beijing Olympic Games	27th	2:33:13
04/20/08	Boston U.S. Olympic Team Trials	3rd	2:32:40
10/09/05	Bank of America Chicago Marathon	6th	2:29:10
10/10/04	Bank of America Chicago Marathon	9th	2:32:04
04/03/04	St. Louis U.S. Women's Marathon Championships	4th	2:30:32
10/05/03	St. Paul Twin Cities Marathon	1st	2:30:41

## Additional highlights

Date	Race	Place	Time
03/20/11	Punta Umbria IAAF World Cross Country Championships 8K	19th	26:30
04/02/06	Fukuoka IAAF World Cross Country Championships 4K	18th	13:21
04/01/06	Fukuoka IAAF World Cross Country Championships 8K	11th	26:23
08/06/05	Helsinki IAAF World Championships 10,000m	22nd	32:07
03/20/05	St-Etienne IAAF World Cross Country Championships 4K	15th	13:57
07/25/99	Winnipeg Pan American Games 5000m	3rd	15:59



## Joan Benoit Samuelson

**Birthdate:** 5/16/57  
**Citizenship:** United States  
**Residence:** Freeport, ME  
**Height:** 5'2"  
**Weight:** 100  
**Sponsor:** Nike  
**Twitter:** @JBSamuelson

## Personal records

<b>Marathon</b>	2:21:21 (Chicago, 1985)
<b>Half marathon</b>	1:08:23 (Boston, 1983)

## Career overview

As a relatively unknown college student at Bowdoin, Joan Benoit Samuelson burst onto the scene in 1979 with an American Record win in the Boston Marathon, chopping eight minutes off the previous course record. In 1983, Samuelson returned to Boston and not only won again (2:22:43), but set her first of four career World Records; her 2:22:43 remained Boston's course record for 11 years. In March 1984, Samuelson injured her knee during a 20-mile training run and underwent arthroscopic knee surgery just 17 days before the U.S. Olympic Marathon Trials. In spite of her injury, she won the Trials. Three months later, she became the first woman ever to win a gold medal in the Olympic Marathon, turning in a time of 2:24:52 – ahead of running legends Grete Waitz, Rosa Mota and Ingrid Kristiansen.

Carrying her Olympic momentum into 1985, she set another American Record en route to her Chicago Marathon victory. Her time, 2:21:21, remains the fastest time an American woman has ever clocked in Chicago, and it stood as the American Record for 18 years (Deena Kastor broke it in London in 2003). Outside of the marathon distance, Samuelson enjoyed success as a six-time champion of the historic Falmouth Road Race (7.1 miles).

Samuelson has qualified for seven U.S. Olympic Marathon Trials, and she made news at the 2008 U.S. Olympic Marathon Trials when she ran sub 2:50 at age 50 – she set a new U.S. 50+ record, running 2:49:09. In 2010, she recorded the fastest-ever performance by a woman over 52 in Chicago: 2:47:50. Samuelson returns to Chicago thirty years after her record run in 1985. Her goal: run 30 minutes slower than 2:21:21.

## Personal

Samuelson and her husband, Scott, have two children, Abby and Anders. In 2012, Samuelson completed the Boston Marathon with her daughter, Abby. She remains committed to the sport through health and fitness clinics and motivational speaking. She has written two books, *Running Tide* (Knopf, 1987) and *Joan Samuelson's Running for Women* (Rodale Press, 1995), and she founded the popular Beach to Beacon 10K road race in Cape Elizabeth, Maine.

## 2015 Races

Date	Race	Place	Time
08/16/15	Falmouth Road Race 7 Mile	3rd open race	44:36:00
07/25/15	Quad City Times Bix 7	29th	46:19:00

07/04/15	L.L. Bean Fourth of July 10K	7th	38:35:00
04/20/15	Boston Marathon	28th	2:54:26
02/15/15	26.2 with Donna	9th	3:10:18

### Career marathons

Date	Race	Place	Time
04/20/15	Boston Marathon	67th	2:54:03
04/21/14	Boston Marathon	58th	2:52:10
11/03/13	New York City Marathon	41st	2:57:13
04/15/13	Boston Marathon	47th	2:50:29
04/01/12	Washington Cherry Blossom	28th	1:02:30
04/18/11	Boston Marathon	44th	2:51:29
10/31/10	Athens Classic Marathon	22nd	3:03:37
10/10/10	Bank of America Chicago Marathon	42nd	2:47:50
11/01/09	New York City Marathon	17th	2:49:09
04/20/08	Boston U.S. Olympic Team Trials	90th	2:49:08
10/02/05	St. Paul Twin Cities Marathon	11th	2:46:27
12/14/03	Honolulu Marathon	8th	2:53:54
10/13/02	Bank of America Chicago Marathon	16th	2:42:28
11/04/01	New York City Marathon	21st	2:42:56
02/26/00	Columbia Marathon	9th	2:39:59
11/01/98	New York City Marathon	12th	2:41:06
02/10/96	Columbia U.S. Women's Olympic Trials	13th	2:36:54
04/19/93	Boston Marathon	6th	2:35:43
10/11/92	Columbus Marathon	1st	2:32:20
11/03/91	New York City Marathon	6th	2:33:57
04/15/91	Boston Marathon	4th	2:26:54
11/06/88	New York City Marathon	3rd	2:32:40
10/20/85	Bank of America Chicago Marathon	1st	2:21:21
08/05/84	Los Angeles Olympic Games	1st	2:24:52
05/12/84	Olympia U.S. Olympic Trials	1st	2:31:04
04/18/83	Boston Marathon	1st	2:22:43
08/12/82	Eugene Marathon	1st	2:26:11
10/11/81	Columbus Marathon	2nd	2:39:07
08/23/81	Ottawa Avon Marathon	2nd	2:37:25
04/20/81	Boston Marathon	3rd	2:30:17
04/16/79	Boston Marathon	1st	2:35:15



### Lindsey Scherf

**Birthdate:** 9/18/86

**Citizenship:** United States

**Residence:** Chapel Hill, NC

**Height:** 5'9"

### Personal records

<b>Marathon</b>	2:32:19 (Duluth, 2015)
<b>Half marathon</b>	1:11:45 (New York, 2012)
<b>10,000m</b>	32:51 (New York, 2005)

### Career overview

Lindsey Scherf was one of the best young talents in America as a junior. She broke the American Junior Record (under age 20) for 10,000m in 2005 with a time of 32:51. She ran the second fastest time by an American junior in the 5000m and she was one of only two collegiate freshman runners in 2004-2005 to earn All-American honors in all three running sports (cross country, indoor track and outdoor track). Scherf graduated from Harvard University as a four-time All-American before moving to Oregon for graduate school. As a Duck, she led Oregon to a runner up finish at the NCAA Cross Country Championships.

Following a successful collegiate career, Scherf competed with the 2009 USA World Cross Country Team that finished 5th at the IAAF World Cross Country Championships. She made her 2014 marathon debut at the Bank of America Chicago Marathon, finishing in 2:37:26. Scherf's ambition coming in to the marathon was to break 2:30. In her second attempt at the distance, she moved five minutes closer to her goal – running Grandma's Marathon in 2:32:19 – the 6th fastest time for an American woman in 2015.

### Personal

Scherf is dyslexic and, despite graduating from Harvard, struggled in the classroom.

### 2015 Races

Date	Race	Place	Time
07/12/15	Utica Boilermaker	12th	53:09
06/20/15	Duluth Grandma's Marathon	2nd	2:32:19
06/13/15	New York Mini 10K	21st	35:11
05/31/15	San Diego Rock 'n' Roll Half Marathon	5th	1:11:50
05/23/15	Ottawa 10K	7th	33:28
05/09/15	Grand Rapids Fifth Third River Bank Run 25K	1st	1:26:36
05/03/15	Spokane Lilac Bloomsday Run 12K	14th	41:14
04/26/15	Victoria Times-Colonist Garden City 10K	2nd	33:31
04/19/15	Vancouver Sun Run 10K	4th	33:30

03/28/15	Charleston Cooper River Bridge Run 10K	11th	34:22
02/07/15	Edinburg All-America City 10K	5th	35:57
01/18/15	Houston U.S. Half Marathon Championships	24th	1:14:07

### Career marathons

Date	Race	Place	Time
06/20/15	Duluth Grandma's Marathon	2nd	2:32:19
10/12/14	Bank of America Chicago Marathon	12th	2:37:26



### Mulu Seboka

**Birthdate:** 9/25/84

**Citizenship:** Ethiopia

**Residence:** Addis Ababa, Ethiopia

### Personal records

<b>Marathon</b>	2:21:56 (Dubai, 2015)
<b>Half marathon</b>	1:09:11 (Karlovy Vary, 2015)

### Career overview

Mulu Seboka launched her professional running career 12 years ago with a modest 2:46:33. Over the past decade, she has run 36 marathons – unprecedented for an elite marathoner. She kicked off 2015 with a PR in Dubai, 2:21:56, and with a course record (on a course that has been described as challenging and “undulating”) at the Mattoni Karlovy Vary Half Marathon, 1:09:11.

In spite of her undefeated season in 2014 and her swift start this year, Seboka was not selected to represent Ethiopia at the 2015 IAAF World Championships Marathon in Beijing. A win in Chicago could catch the attention of her national federation and put her in the running for a spot on the Olympic team in Rio.

### 2015 Races

Date	Race	Place	Time
05/23/15	Karlovy Vary Half Marathon	1st	1:09:11
01/23/15	Dubai Standard Chartered Marathon	6th	2:21:56

### Career marathons

Date	Race	Place	Time
01/23/15	Dubai Standard Chartered Marathon	6th	2:21:56
10/19/14	Toronto Waterfront Marathon	1st	2:23:15
04/06/14	Daegu Marathon	1st	2:25:23
01/24/14	Dubai Standard Chartered Marathon	1st	2:25:01
10/27/13	Jakarta Marathon	1st	2:42:58
04/14/13	Daegu Marathon	2nd	2:23:43
01/27/13	Osaka International Ladies Marathon	DNF	
11/18/12	Hangzhou Marathon	1st	2:26:46
06/16/12	Duluth Grandma's Marathon	2nd	2:34:54
04/08/12	Daegu International Marathon	2nd	2:27:38
01/27/12	Dubai Standard Chartered Marathon	11th	2:25:45
10/15/11	Baltimore Marathon	6th	2:36:01
04/17/11	Beograd Marathon	3rd	2:35:14
12/19/10	Taipei FUBON International Marathon	5th	2:34:46
10/10/10	Melbourne Marathon	1st	2:32:20

04/11/10	Daegu International Marathon	3rd	2:30:47
01/17/10	Mumbai Standard Chartered Marathon	4th	2:32:46
09/27/09	Toronto Waterfront Marathon	2nd	2:29:38
05/10/09	Praha Marathon	2nd	2:30:39
01/16/09	Dubai Standard Chartered Marathon	10th	2:30:10
09/28/08	Toronto Waterfront Marathon	1st	2:29:06
04/27/08	Hamburg Marathon	5th	2:31:45
01/20/08	Mumbai Standard Chartered Mumbai Marathon	1st	2:30:04
10/28/07	Ljubljana Marathon	3rd	2:38:00
06/03/07	San Diego Rock 'n' Roll Marathon	4th	2:33:27
01/13/07	Tempe Rock 'n' Roll Arizona Marathon	4th	2:42:44
03/12/06	Nagoya International Women's Marathon	9th	2:30:41
01/15/06	Mumbai Marathon	1st	2:33:15
08/14/05	Helsinki IAAF World Championships	48th	2:53:08
04/17/05	London Marathon	9th	2:30:54
01/16/05	Mumbai Standard Chartered Marathon	1st	2:35:03
10/10/04	Beirut International Marathon	2nd	2:37:29
04/25/04	Padova Maratona S. Antonio	5th	2:38:21
10/19/03	Beirut Marathon	3rd	2:45:43
02/02/03	Valencia Marathon	1st	2:46:33

## Men's wheelchair biographies



### Adam Bleakney

**Birthdate:** August 27, 1975

**Citizenship:** United States

**Residence:** Savoy, IL

**Twitter:** @ChiefFastcow

### Personal record

**Marathon** 1:26:03 (Boston, 2011)

### Career overview

Adam Bleakney is the 2002 Bank of America Chicago Marathon champion and a three-time runner up, including in 2012 when he finished second to the fastest man in the world, Canada's Josh Cassidy. In 2011, Bleakney broke the American record for the all-conditions wheelchair marathon when he finished sixth in Boston in 1:26:03. Bleakney raced his first Chicago Marathon in 1999 and tied for second in a sprint finish down Columbus Drive. He has competed in 11 of the last 15 Bank of America Chicago Marathons.

Bleakney is the head coach of the world-class University of Illinois Wheelchair Racing Team, which includes five-time Bank of America Chicago Marathon champion Tatyana McFadden and three-time champion Amanda McGrory.

Bleakney won a silver medal in the 800m at the 2004 Paralympic Games in Athens. He finished 24th in the 2012 Paralympic Marathon in London.

### Bank of America Chicago Marathon career highlights

Date	Event	Place	Time
2014	Bank of America Chicago Marathon	23rd	2:03:57
2013	Bank of America Chicago Marathon	17th	1:43:56
2012	Bank of America Chicago Marathon	2nd	1:34:23
2011	Bank of America Chicago Marathon	5th	1:29:58
2010	Bank of America Chicago Marathon	7th	1:36:06
2009	Bank of America Chicago Marathon	9th	1:54:24
2008	Bank of America Chicago Marathon	6th	1:38:58
2005	Bank of America Chicago Marathon	4th	1:39:19
2004	Bank of America Chicago Marathon	2nd	1:40:01
2002	Bank of America Chicago Marathon	1st	1:40:14
1999	Bank of America Chicago Marathon	2nd	1:43:42



### Kurt Fearnley

**Birthdate:** March 23, 1981

**Citizenship:** Australia

**Residence:** Hamilton, New South Wales, AUS

**Twitter:** @kurtfearnley

### Personal record

**Marathon** 1:21:39 (Boston, 2012)

### Career overview

Kurt Fearnley is one of Chicago's most decorated male wheelchair athletes with four titles, including three in a row from 2007 to 2009 and another in 2011. He has captured nine medals at the Paralympic Games, including a pair of gold medals in the 2004 and 2008 Paralympic Marathon. He took another gold at the 2011 IPC World Championships Marathon, and he won four consecutive New York City Marathons from 2006 to 2009; he finished third in 2013 and was on top of the podium again in 2014 after a sprint finish through Central Park. His 1:29:22 course record in New York still stands.

Fearnley was in contention for his fifth title at the 2013 Bank of America Chicago Marathon, but got edged by Ernst Van Dyk by one second at the line. Last year he was part of an historic finish where the top 11 professional wheelchair athletes finished within 11 seconds; Fearnley lost by one second to Josh George. At the 2007 Chicago Marathon, the warmest day in event history, he broke the course record (Heinz Frei broke it again in 2010).

Fearnley is a passionate disability advocate and devotes himself to a number of charitable initiatives. In 2009, he received the NSW Young Australian of the Year award.

### Bank of America Chicago Marathon career highlights

Date	Event	Place	Time
2014	Bank of America Chicago Marathon	2nd	1:32:13
2013	Bank of America Chicago Marathon	2nd	1:30:38
2011	Bank of America Chicago Marathon	1st	1:29:18
2009	Bank of America Chicago Marathon	1st	1:29:09
2008	Bank of America Chicago Marathon	1st	1:30:16
2007	Bank of America Chicago Marathon	1st	1:28:06



### Josh George

**Birthdate:** March 18, 1985

**Citizenship:** United States

**Residence:** Champaign, IL

**Twitter:** @jsgeorge

### Personal record

**Marathon** 1:22:55 (Duluth, 2012)

### Career overview

Josh George competed in his first Bank of America Chicago Marathon in 2002 as an 18-year-old, finishing fourth among a talented field that included University of Illinois coach Adam Bleakney. He has finished in the top five of the race nine times, and he is a four-time Chicago Marathon champion, including back-to-back victories in 2003 and 2004, another in 2006 and a nail-biting victory in 2014 where he was chased to the line by 10 men in hot pursuit.

In 2011, he finished third behind eventual winner Kurt Fearnley and a fraction of a second behind Heinz Frei, registering his fastest Chicago finish in 1:29:23. He finished third again in 2012, and tied for second with Fearnley in 2013 (Ernst Van Dyk took the crown).

A diverse athlete, he won the gold medal in the 100m and a silver medal in the 800m at the 2008 Paralympic Games in Beijing. At the 2012 London Paralympic Games, he won bronze in the 800m. Prior to the age of 25, he had set world records in the 100m, 400m and 800m events.

He set his marathon PR in Duluth in 2012. He finished 7th in New York in 2014 and won the Virgin Money London Marathon in April.

### Bank of America Chicago Marathon career highlights

Date	Event	Place	Time
2014	Bank of America Chicago Marathon	1st	1:32:12
2013	Bank of America Chicago Marathon	2nd	1:30:38
2012	Bank of America Chicago Marathon	3rd	1:36:06
2011	Bank of America Chicago Marathon	4th	1:29:23
2006	Bank of America Chicago Marathon	1st	1:38:31
2005	Bank of America Chicago Marathon	5th	1:40:30
2004	Bank of America Chicago Marathon	1st	1:36:13
2003	Bank of America Chicago Marathon	1st	1:42:01
2002	Bank of America Chicago Marathon	4th	1:56:49



**Jose Jimenez Hernandez**  
**Birthdate:** July 2, 1982  
**Citizenship:** Costa Rica

**Personal record**

**Marathon** 1:31:36 (Duluth, 2015)

Jose Jiménez Hernández represented Costa Rica at the 2011 IPC World Championships, claiming two top-ten finishes on the track (8th in the 1500m and 6th in the 5000m). He started 2015 with an impressive fourth place at Grandma’s Marathon in Duluth, MN. He made his Bank of America Chicago Marathon debut in 2012, finishing 16th in 1:43:54.

**Bank of America Chicago Marathon career highlights**

Date	Event	Place	Time
2012	Bank of America Chicago Marathon	16th	1:43:54



**Kota Hokinoue**  
**Birthdate:** March 30, 1974  
**Citizenship:** Japan

**Personal record**

**Marathon** 1:21:14 (Boston, 2014)

**Career overview**

Kota Hokinoue began racing in 2002 (he sustained a spinal cord injury in a motorcycle accident in 2000), but he did not race in his first Bank of America Chicago Marathon until 2014; he finished fifth, and he was just four seconds away from wearing the crown. Hokinoue has been a regular competitor on the Abbott World Marathon Majors circuit, finishing first in Berlin in 2014 and then first in Tokyo this winter, fourth in Boston and seventh in London. He holds a bronze medal from the 2013 IPC World Championships.

Hokinoue broke the Japanese record in 2011 when he clocked 1:22:01, finishing second in Oensingen, and he lowered it again in Boston last April when he was second in 1:21:14, ranking second in the world behind past Bank of America Chicago Marathon champion Ernst Van Dyk.

As a track racer, Hokinoue has set Japanese records in the 5000m and 10,000m.

**Bank of America Chicago Marathon career highlights**

Date	Event	Place	Time
2014	Bank of America Chicago Marathon	5th	1:32:16



## Tony Iniguez

**Citizenship:** United States

**Residence:** Bolingbrook, IL

**Twitter:** @IniguezT

### Personal record

**Marathon** 1:37:59 (Chicago, 2001)

### Career overview

Tony Iniguez does not have the fastest PR in the professional wheelchair field, but he has been racing the Bank of America Chicago Marathon consistently since 1992 (where he made his 26.2-mile debut with a second place finish), and he has recorded 13 top-ten finishes, including wearing the championship crown twice with back-to-back wins in 2000 and 2001. Iniguez has not cracked the top five since 2009, but with his experience and course knowledge, he cannot be counted out.

Iniguez's biggest career accomplishments came in 1992 and 2008 when he represented the United States at the Barcelona Paralympic Games and the Beijing Paralympic Games. Iniguez was just 23 years old when he became a Paralympian for the first time.

### Bank of America Chicago Marathon career highlights

Date	Event	Place	Time
2009	Bank of America Chicago Marathon	5th	1:40:00
2008	Bank of America Chicago Marathon	4th	1:38:57
2007	Bank of America Chicago Marathon	3rd	1:44:23
2004	Bank of America Chicago Marathon	3rd	1:42:32
2002	Bank of America Chicago Marathon	2nd	1:40:16
2001	Bank of America Chicago Marathon	1st	1:37:59
2000	Bank of America Chicago Marathon	1st	1:41:00
1999	Bank of America Chicago Marathon	2nd	1:43:42
1996	Bank of America Chicago Marathon	2nd	1:40:01
1995	Bank of America Chicago Marathon	3rd	1:38:15
1994	Bank of America Chicago Marathon	3rd	1:43:25
1993	Bank of America Chicago Marathon	2nd	1:43:43
1992	Bank of America Chicago Marathon	2nd	1:52:15



## Rafael Botello Jimenez

**Birthdate:** February 23, 1979

**Citizenship:** Spain

### Personal record

**Marathon** 1:22:18 (Padua, 2007)

### Career overview

Rafael Botello Jimenez – "Rafa" – started competing in wheelchair racing in 2003 (one year after he endured a dorsal spinal cord injury as a result of a bicycle accident). Botello Jimenez has recorded three top-ten finishes in Chicago (2009 – 4th; 2010 – 3rd; 2013 – 6th). He struggled last fall, finishing an uncharacteristic 19th and well out of the hunt for first. He followed up Chicago with another tough race in New York under intensely windy conditions (he finished 15th), but he started 2015 with more momentum: he finished 13th in Boston and 2nd in Grandma's, just six seconds behind current Chicago champion, Josh George.

Botello Jimenez finished in the top 10 of the 2012 London Paralympic marathon, he is a two-time winner of the Valencia Marathon (2007, 2010) and he set his current PR in Padua (2007) – a time that makes him the third fastest European on a legal course. He holds Spanish records for 800m, 5000m and 10,000m on the track and the 10K and marathon on the road. He also competes for Spain in the para-triathlon and para-cycling.

### Bank of America Chicago Marathon career highlights

Date	Event	Place	Time
2014	Bank of America Chicago Marathon	19th	1:49:57
2013	Bank of America Chicago Marathon	6th	1:33:40
2010	Bank of America Chicago Marathon	3rd	1:28:46
2009	Bank of America Chicago Marathon	4th	1:39:56





### Jordi Madera Jimenez

**Birthdate:** January 19, 1980

**Citizenship:** Spain

#### Personal record

**Marathon** 1:23:26 (Beijing, 2008)

#### Career overview

Jordi Madera Jimenez Jimenez has won marathons in Barcelona and Seville (2011), and he has placed in the top 10 of several notable races: Grandma's (second), London (sixth), Paris (seventh), Boston (fifth), New York (10th) and Chicago (sixth). He was ranked fifth in the world in 2014 after blitzing the Boston Marathon course in 1:24:42, finishing fifth in a thrilling sprint finish.

Jimenez finished 15th at the 2011 IPC World Championships, and he finished eighth in the 2008 Beijing Paralympic marathon. He also competed in the 5000m in Beijing. Jimenez started competing professionally in 2005.

#### Bank of America Chicago Marathon Career Highlights

Date	Event	Place	Time
2013	Bank of America Chicago Marathon	6th	1:33:40



### Gyu Dae Kim

**Birthday:** January 17, 1984

**Citizenship:** South Korea

**Residence:** Champaign, IL

#### Personal record

**Marathon** 1:32:18 (Chicago, 2014)

#### Career overview

Gyu Dae Kim is a 2008 and 2012 Paralympian. At the 2012 London Paralympic Games, he took the bronze in a sprint finish in the 1500m, and he finished seventh in the men's marathon. In 2008, he helped South Korea win a bronze medal in the 4x100. At the 2013 IPC World Championships, he reached the top of the podium with a gold medal in the 800m.

Kim finished 10th in his first Chicago Marathon in 2013, and then won the 2014 Grandma's Marathon in Duluth, MN. He returned to Chicago last fall and was part of an historic finish that saw the top 11 men finish within 11 seconds. Kim finished 6th, just six seconds behind the winner, Josh George.

In 2004, as a surgeon with the South Korean Navy SEALs, Kim suffered a spinal cord injury after partaking in a parachute jump at about 1500m. His main parachute did not open, but he was able to open the backup chute. The impact from the land left his lower half paralyzed.

#### Bank of America Chicago Marathon career highlights

Date	Event	Place	Time
2014	Bank of America Chicago Marathon	6th	1:32:18
2013	Bank of America Chicago Marathon	10th	1:38:00





## Kozo Kubo

**Birthdate:** May 27, 1981

**Citizenship:** Japan

### Personal record

**Marathon** 1:30:01

### Career overview

Kozo Kubo is a decorated athlete who has represented Japan at the 2010 and 2014 Winter Paralympics, winning a bronze medal in 2014 in the 7.5K biathlon event. He earned five podium finishes at the 2013-2014 IPC Nordic Skiing World Cup, and he took home a gold (15K biathlon), two silvers (7.5K and 12.5K biathlon events) and a bronze (15K Cross Country) at the 2013 IPC Nordic Skiing World Championships.

He placed 56th at the 2006 IPC World Championships marathon, and he finished 28th at this year's Virgin Money London Marathon. Kubo certainly has the aerobic capacity to be great in an endurance event like the marathon, and his true potential has yet to be realized. He primarily does marathons to maintain fitness for his professional Nordic skiing career.



## Simon Lawson

**Birthdate:** June 7, 1982

**Citizenship:** Great Britain

**Residence:** Cambridge

**Twitter:** @\_SL74

### Personal record

**Marathon** 1:32:33 (Schenkon, 2014)

### Career overview

Simon Lawson is a relative newcomer to the sport of professional wheelchair racing (he didn't start racing until 2009), but he doesn't have neophyte goals: he is on a quest to make it to Rio. In order to get there, he needs to perform well in major competitions, and he already has a top-ten finish in London this year to keep his Olympic momentum alive. He missed his shot to represent Great Britain in the 2012 London Paralympics by a crushing 60 seconds. This will be Lawson's first time racing along the fast and flat streets of Chicago.

Lawson was a promising motorcross rider until he broke his back in a 2001 accident.



## Hiroki Nishida

**Birthdate:** March 11, 1984

**Citizenship:** Japan

### Personal record

**Marathon** 1:33:56 (Oita, 2014)

### Career overview

Hiroki Nishida finished 17th at this year's Virgin Money London Marathon, which also served as the 2015 IPC World Championships. He was 10th at the 2013 IPC World Championships. The 2015 Bank of America Chicago Marathon will mark his first time racing in the windy city. Nishida's ultimate goal is to make it to Rio. He began competing professionally in 2006.



## Aaron Pike

**Birthdate:** May 4, 1986

**Citizenship:** United States

**Residence:** Champaign, IL

**Twitter:** @Pikester86

### Personal record

**Marathon** 1:22:55 (Duluth, 2012)

### Career overview

Aaron Pike is one of many top competitors to emerge from the University of Illinois Urbana-Champaign program. He made a name for himself in 2012 when he and Josh George sailed under the course record at Grandma's Marathon (Pike was the runner up). That performance paved his way to London where he participated in his first Paralympic Games. He finished 16th in the marathon, and he also qualified to compete in three track events: the 1500m, 5000m, and 4x400m relay.

Pike has finished in the top-ten three times in Boston and five times in Chicago. He is also a member of the U.S. Nordic Ski team.

### Bank of America Chicago Marathon career highlights

Date	Event	Place	Time
2014	Bank of America Chicago Marathon	7th	1:32:19
2013	Bank of America Chicago Marathon	7th	1:34:02
2011	Bank of America Chicago Marathon	6th	1:38:56
2010	Bank of America Chicago Marathon	6th	1:36:04
2009	Bank of America Chicago Marathon	8th	1:48:31



### Ernst Van Dyk

**Birthdate:** April 4, 1973  
**Citizenship:** South Africa  
**Residence:** Paarl, RSA  
**Twitter:** @ernstvandyk

### Personal record

**Marathon** 1:18:27 (Boston, 2004)

### Career overview

Ernst Van Dyk won the 2013 Bank of America Chicago Marathon after an exciting sprint finish, and he almost became a back-to-back champion in 2014, but he was edged at the line by Josh George and Kurt Fearnley.

Van Dyk has won the Boston Marathon a record nine times, including six in a row from 2001 to 2006. His 2004 victory in 1:18:27 was a world best until Canada's Josh Cassidy broke it by two seconds in 2012. He has raced the London Marathon ten times, making the podium four times but never capturing the victory.

Van Dyk won the 2005 New York City Marathon, and was runner up in 2013 and 2014. He was also runner-up in Boston in 2013 and 2015 and the champion in 2014.

In the 2010 Bank of America Chicago Marathon, Van Dyk finished a disappointing fourth after experiencing mechanical issues midway through the race.

Van Dyk has competed in every Paralympic Games since 1992, winning numerous medals on the track and road, including a bronze in the marathon in Beijing in 2008. Outside of running, he is an accomplished handcyclist, having won a Paralympic gold medal in the handcycle road race at the 2004 Athens Paralympic Games.

### Bank of America Chicago Marathon career highlights

Date	Event	Place	Time
2014	Bank of America Chicago Marathon	3rd	1:32:13
2013	Bank of America Chicago Marathon	1st	1:30:37
2010	Bank of America Chicago Marathon	4th	1:32:43



### Cornel Villiger

**Birthdate:** August 3, 1976  
**Citizenship:** Switzerland  
**Residence:** Boswil

### Career overview

Cornel Villiger competed in both the 2013 and 2014 Bank of America Chicago Marathons, finishing 12th and 16th respectively. He started his 2015 campaign with a 22nd place finish at the Virgin Money London Marathon. During his career, he has represented Switzerland at the 2013 and 2015 IPC World Championships in the marathon.

### Bank of America Chicago Marathon career highlights

Date	Event	Place	Time
2014	Bank of America Chicago Marathon	16th	1:44:18
2013	Bank of America Chicago Marathon	12th	1:38:04



## Hiroyuki Yamamoto

**Birthdate:** October 27, 1979

**Citizenship:** Japan

### Personal record

**Marathon** 1:23:16 (Seoul, 2011)

### Career overview

Hiroyuki Yamamoto is the 2013 Boston Marathon champion, and the 2012 and 2014 Tokyo Marathon champion. He has also finished first in Osaka, second in Oita, third in Berlin and third Seoul. In 2014, he finished ninth in New York, and he welcomed 2015 with a seventh place finish in Boston and a tough 18th place finish in London. Yamamoto has struggled in London, getting flat tires in both 2010 and 2011. In 2013, he was part of an eight-man sprint to the finish and he finished eighth, just four seconds behind the winner. Yamamoto has never raced in Chicago.

Yamamoto is a 2008 and 2012 Paralympian. He finished sixth in the 2008 Paralympic marathon, just five seconds behind gold medalist Kurt Fearnley. He finished 22nd in the 2012 Paralympic marathon, and he also competed in the 5000m (10th) and 1500m (he did not make the final).

## Women's wheelchair biographies



## Sandra Graf

**Birtdate:** December 9, 1969

**Citizenship:** Switzerland

### Personal record

**Marathon** 1:35:44 (Padua, 2008)

### Career overview

Sandra Graf is a two-time silver medalist at the IPC World Championships in the marathon (2006, 2011), and a two-time bronze medalist at the Paralympics (2008, 2012). She is a four-time Paralympian (2000, 2004, 2008, 2012), and a world record holder in the half marathon (50:11).

Graf has reached the top of the podium in several international races: Padua (2008); Oita (2010); London (2008); Berlin (2006, 2009, 2012); and she has finished inside of the top-ten at the New York City Marathon eight times. Graf finished fifth at the 2014 Bank of America Chicago Marathon.

She has competed in distances ranging from the 400m to the 5000m on the track, and outside of professional wheelchair racing, she won gold in the 16K handcycling time trial at the 2012 London Paralympic Games. She has been racing at a competitive level for 16 years.

### Bank of America Chicago Marathon career highlights

Date	Event	Place	Time
2014	Bank of America Chicago Marathon	5th	1:46:15



### Kendall Gretsche

**Birthdate:** April 2, 1992

**Citizenship:** United States

**Residence:** Madison, WI

#### Career overview

Kendall Gretsche, a Downers Grove, IL, native, is still relatively new to the marathon distance; this summer she placed fifth at Grandma's Marathon in Duluth, MN. She won the 2015 Fifth Third Bank 25K and the 2014 and 2015 Bank of America Shamrock Shuffle 8K. But her specialty remains the paratriathlon. She remains undefeated as an elite triathlete, and her biggest career win happened at the 2014 International Triathlon Union World Triathlon Grand Final in Edmonton. Earlier this year, she was nominated for an ESPY Award in the category of Best Female Athlete with a Disability.

Gretsche competed in swimming as a student at Downers Grove, but one of her biggest splashes happened her senior year at Washington University in St. Louis. Gretsche was part of a group of biomedical engineering students who used a 3-D printer to create a prosthetic limb for a teenage girl who lost her arm in an accident.



### Chelsea McClammer

**Birthdate:** March 1, 1994

**Citizenship:** United States

**Residence:** Benton City, WA

**Twitter:** @ChleseaMMcC

#### Personal record

**Marathon** 1:45:33 (Duluth, 2015)

#### Career overview

Chelsea McClammer made her marathon debut in Chicago last fall with an impressive fourth place finish. She made her first 26.2-mile attempt at the 2014 Boston Marathon, but she had problems with her tires and couldn't complete the race. McClammer started her 2015 season with an 8th place finish in the Virgin Money London Marathon and a second place finish to McFadden at Grandma's Marathon in Duluth, MN.

McClammer is mainly known for her speed on the track (she began racing at age 11). At the age of 14, she was the youngest member of the 2008 U.S. Paralympic team in Beijing. She finished eighth in the 800m. She competed in the 200m at the 2011 IPC World Championships, and she won her first global medal at the 2013 IPC World Championships when she took home bronze in the 200m. She was also fourth in the 400m, fifth in the 800m and sixth in the 100m.

#### Bank of America Chicago Marathon career highlights

Date	Event	Place	Time
2014	Bank of America Chicago Marathon	5th	1:45:55



## Tatyana McFadden

**Birthdate:** April 21, 1989  
**Citizenship:** United States  
**Residence:** Champaign, IL  
**Twitter:** @TatyanaMcFadden

### Personal record

**Marathon** 1:35:06 (Boston, 2014)

### Career overview

Tatyana McFadden, a four-time Paralympian, made history over the last two years as the only athlete to ever win four Abbott World Marathon Majors (AWMM) in one year: London, Boston, Chicago and New York. In total, she has won 14 WMM in just seven years of elite marathon racing. A ten-time U.S. Summer Paralympic track and field medalist and the only woman to win six gold medals in a single IPC World Championships, McFadden returns to capture her fifth consecutive Chicago Marathon victory and her sixth in the last seven years. McFadden made her marathon debut in Chicago in 2009, out-sprinting her more seasoned competitors in the closest women's wheelchair race in Chicago Marathon history.

She kicked off her 2015 campaign with wins in Boston, London and Duluth. If she wins in Chicago and New York, she will have captured 12 AWMM victories in just three seasons – a display of pure dominance.

McFadden made headlines in 2014 when she won consecutive titles in London and Boston over an eight-day span in April, just 32 days after winning a silver medal in cross-country skiing at the Sochi 2014 Paralympic Winter Games. In 2013, McFadden shattered Chicago's long-standing course record after a blistering sprint finish where she defeated Manuela Schär by two seconds. McFadden's 1:42:35 took down the previous course mark set in 1992.

In her wake, she has taken down course records in London (breaking her own course record in 2014) and Chicago.

### Bank of America Chicago Marathon career highlights

Date	Event	Place	Time
2014	Bank of America Chicago Marathon	1st	1:44:50
2013	Bank of America Chicago Marathon	1st	1:42:35
2012	Bank of America Chicago Marathon	1st	1:49:52
2011	Bank of America Chicago Marathon	1st	1:45:03
2010	Bank of America Chicago Marathon	3rd	1:56:11
2009	Bank of America Chicago Marathon	1st	1:50:47



## Amanda McGrory

**Birthdate:** June 9, 1986  
**Citizenship:** United States  
**Residence:** Champaign, IL  
**Twitter:** @alittlechipped

### Personal record

**Marathon** 1:36:39 (Duluth, 2012)

### Career overview

Amanda McGrory is a three-time Bank of America Chicago Marathon champion with back-to-back victories in 2007 and 2008 and another in 2010. She was third in 2009, just two seconds behind her University of Illinois (U of I) teammate, Tatyana McFadden. The U of I duo has won every Chicago Marathon since 2007 (McGrory made her Chicago Marathon debut in 2007 as a 21-year-old).

McGrory finished third at the 2014 Chicago Marathon, just edging teammate Chelsea McClammer at the line in a photo finish. She took fourth one month later at the TCS New York City Marathon. She is a two-time New York City champion and the current course record holder. She won the 2011 London and Paris marathons just one week apart.

At the 2011 IPC World Championships, she won a pair of gold medals in the 800m and 5000m, and captured bronze in the marathon. At the 2008 Paralympics in Beijing she took home a complete set of medals – gold in the 5000m, silver in the marathon and bronze in the 800m.

### Bank of America Chicago Marathon career highlights

Date	Event	Place	Time
2014	Bank of America Chicago Marathon	3rd	1:45:55
2013	Bank of America Chicago Marathon	3rd	1:42:55
2010	Bank of America Chicago Marathon	1st	1:47:25
2009	Bank of America Chicago Marathon	2nd	1:50:49
2008	Bank of America Chicago Marathon	1st	1:55:12
2007	Bank of America Chicago Marathon	1st	1:45:27



### Arielle Rausin

**Birthdate:** September 16, 1993

**Citizenship:** United States

**Residence:** Cape Coral, FL.

**Twitter:** @racingrausin

### Personal record

**Marathon** 1:50:42 (Duluth, 2015)

### Career overview

Arielle Rausin is one of the youngest competitors in the professional wheelchair field, but she has raced a lot on the roads. She ran her first Bank of America Chicago Marathon in 2012, and she has steadily improved each year. Her best finish so far happened in June at Grandma's Marathon. She took a significant amount of time off of her personal best, and finished behind University of Illinois alums and teammates, Tatyana McFadden, Chelsea McClammer and Susan Scaroni. Two months before Grandma's, Rausin had a great showing at the Boston Marathon, finishing in seventh place.

### Bank of America Chicago Marathon career highlights

Date	Event	Place	Time
2014	Bank of America Chicago Marathon	8th	2:06:08
2013	Bank of America Chicago Marathon	7th	2:45:39



### Diane Roy

**Birthdate:** January 9, 1971

**Citizenship:** Canada

**Residence:** Hatley, Quebec, CAN

**Twitter:** @dianeroy71

### Personal record

**Marathon** 1:40:09 (Oensingen, 2007)

### Career overview

Diane Roy, a five-time Paralympian, has two podium finishes in Chicago – second to Tatyana McFadden in 2009 by just two seconds, and third behind McFadden and Christie Dawes in 2011. She finished ninth last year among a highly competitive field.

Roy won a pair of bronze medals at both the 2004 and 2008 Paralympics. In an unfortunate turn of events at the 2008 Beijing Games, she was initially awarded the gold medal in the 5000m, but because of a crash in the final laps between other competitors, the event was re-run. In the rematch, she finished second to Amanda McGrory and had to settle for silver instead. She competed in her fifth Paralympics in 2012.

### Bank of America Chicago Marathon Career Highlights

Date	Event	Place	Time
2014	Bank of America Chicago Marathon	9th	2:09:06
2013	Bank of America Chicago Marathon	7th	1:49:35
2011	Bank of America Chicago Marathon	3rd	1:47:14



### Susan Scaroni

**Birthdate:** May 16, 1991  
**Citizenship:** United States  
**Residence:** Urbana, IL.  
**Twitter:** @KenyanScaroni

### Personal record

**Marathon** 1:38:33 (Boston, 2014)

### Career overview

Susan Scaroni has come a long way since her debut marathon at the 2011 Bank of America Chicago Marathon. Since then, she has raced internationally in London, and nationally in Boston, New York, Los Angeles, Twin Cities and Duluth. After finishing second to Tatyana McFadden at the 2012 Chicago Marathon, she turned around and won the 2013 Los Angeles Marathon and then broke the course record at the Twin Cities Marathon. She started 2015 with a solid third place finish in Boston and a fifth place finish (one week later) in London.

Scaroni was fifth at the 2013 IPC World Championships in the marathon and eighth at the 2012 London Paralympic marathon.

### Bank of America Chicago Marathon career highlights

Date	Event	Place	Time
2014	Bank of America Chicago Marathon	7th	1:51:56
2012	Bank of America Chicago Marathon	2nd	1:56:30
2011	Bank of America Chicago Marathon	7th	2:02:51



### Manuela Schar

**Birthdate:** December 5, 1984  
**Citizenship:** Switzerland  
**Residence:** Kriens, SUI

### Personal Record

**Marathon** 1:38:07 (Oita, 2013)

### Career overview

Manuela Schar made her Bank of America Chicago Marathon debut in 2013 in convincing fashion, finishing second by two seconds behind defending champion Tatyana McFadden. Later that year, the two met in New York, Boston and London. McFadden won all three, and Schar finished third in New York, fourth in Boston and second in London. In spite of those losses, Schar picked up victories in 2013 in Berlin and Oita. Her 1:38:07 in Oita is recognized as the current World Record (run on a record eligible course).

The budding rivalry between McFadden and Schar has continued: Schar finished second to McFadden in Chicago and New York last fall, and again in 2015 at the London Marathon.

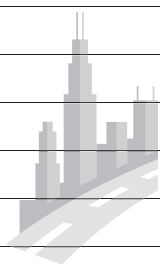
In 2013, after winning silver medals in the 400m, 800m and 5000m events at the IPC World Championships, she finally took gold in the marathon, outsprinting Japan's Wakako Tsuchida and Team USA's Amanda McGrory.

Schar competed in the 2004, 2008 and 2012 Paralympic Games, racking up three medals – two bronze and one silver – in the 100m and 200m sprints.

### Bank of America Chicago Marathon Career Highlights

Date	Event	Place	Time
2014	Bank of America Chicago Marathon	2nd	1:45:12
2013	Bank of America Chicago Marathon	2nd	1:42:37





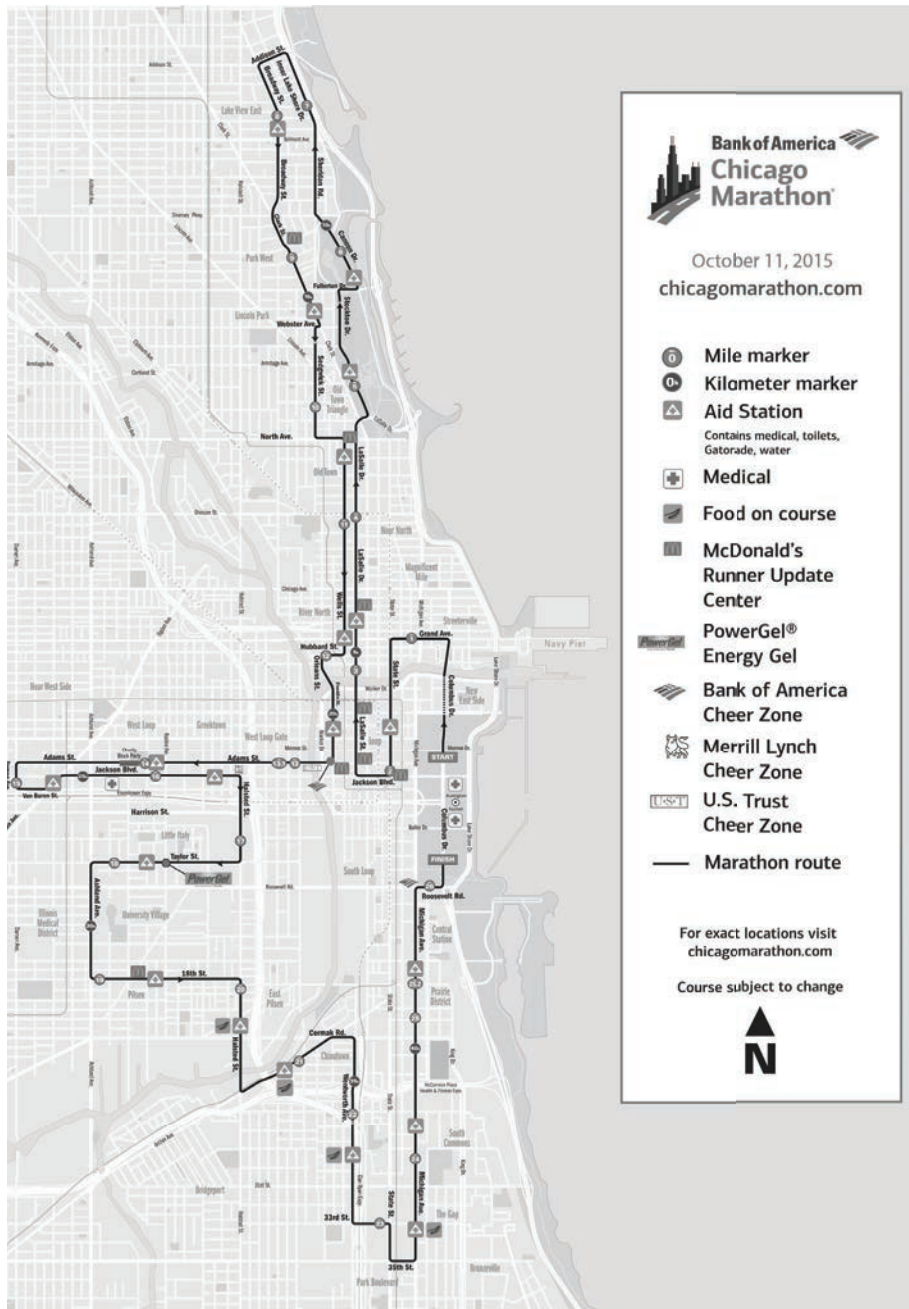
**Bank of America**



**Chicago  
Marathon®**

## Bank of America Chicago Marathon

Course map.....	112
Grant Park map.....	113
Street-by-street time & location.....	114
Viewing areas by CTA trains.....	116
Points of interest .....	117
Course aid & safety.....	118
Course activations.....	119
Abbott Health & Fitness Expo.....	120
Charity Program.....	121
Sustainability .....	124
Chicago champions.....	125
Champions by country (male & female).....	127
Masters champions.....	129
Wheelchair champions.....	131
Wheelchair champions by country (male & female).....	133
Champions with multiple victories.....	134
Runner-up finish followed by victory.....	135
Top 10 finishers.....	135
Top 5 wheelchair finishers.....	156
Historic event statistics .....	165
Historic weather conditions.....	166
Year-by-year event summary .....	168



## Street-by-street time & location

### Start to Mile 2

**Wheelchair:** 7:20 a.m.

**Runners:** 7:30 a.m. – 9 a.m.

Marathon starts in Grant Park at Columbus Dr. and Monroe Dr. The route travels north on Columbus Dr. to Grand Ave., west on Grand to State St., south on State St. to Jackson Blvd.

### Mile 2 to Mile 4

**Wheelchair:** 7:26 a.m.

**Runners:** 7:39 a.m. – 9:30 a.m.

Continues west on Jackson Blvd. from State St. to LaSalle St. and north on LaSalle St. to Division St.

### Mile 4 to Mile 6

**Wheelchair:** 7:33 a.m.

**Runners:** 7:49 a.m. – 10 a.m.

Continues north on LaSalle St. from Division St. to Stockton Dr., north on Stockton Dr. to Fullerton Pkwy., east on Fullerton Pkwy. to Cannon Dr. and north on Cannon Dr.

### Mile 6 to Mile 8

**Wheelchair:** 7:40 a.m.

**Runners:** 7:58 a.m. – 10:30 a.m.

Continues north on Cannon Dr. from Fullerton Pkwy. to Sheridan Dr., north on Sheridan Dr. to Inner Lake Shore Dr., north on Inner Lake Shore Dr. to Addison St., west on Addison St. to Broadway St. and south on Broadway to Roscoe St.

### Mile 8 to Mile 10

**Wheelchair:** 7:47 a.m.

**Runners:** 8:08 a.m. – 11 a.m.

Continues south on Broadway St. from Roscoe St. to Clark St., south on Clark St. to Webster St., west on Webster St. to Sedgwick St., south on Sedgwick St. to Menomonee St.

### Mile 10 to Mile 12

**Wheelchair:** 7:54 a.m.

**Runners:** 8:18 a.m. – 11:30 a.m.

Continues south on Sedgwick St. from Menomonee St. to North Ave. (eastbound lanes), east on North Ave. to Wells St., south on Wells St. to Hubbard St., west on Hubbard St. to Franklin St.

### Mile 12 to Mile 14

**Wheelchair:** 8:01 a.m.

**Runners:** 8:27 a.m. – 12 p.m.

Continues west on Hubbard St. to Orleans St., south on Orleans St. to Franklin St., south on Franklin St. to Adams St., west on Adams St. to Racine Ave.

### Mile 14 to Mile 16

**Wheelchair:** 8:08 a.m.

**Runners:** 8:37 a.m. – 12:30 p.m.

Continues west on Adams St. to Damen Ave., south on Damen Ave. to Van Buren St., east on Van Buren St. to Ogden Ave. and northeast on Ogden Ave. to Jackson Blvd.

### Mile 16 to Mile 18

**Wheelchair:** 8:14 a.m.

**Runners:** 8:47 a.m. – 1 p.m.

Continues east on Jackson Blvd. to Halsted St., south on Halsted St. to Taylor St. and west on Taylor St. to Laflin St.

### Mile 18 to Mile 20

**Wheelchair:** 8:21 a.m.

**Runners:** 8:56 a.m. – 1:30 p.m.

Continues west on Taylor St. to Ashland Ave., south on Ashland Ave. (northbound lanes) to 18th St., east on 18th St. to Halsted St. and south on Halsted St. to Cermak Rd.

### Mile 20 to Mile 22

**Wheelchair:** 8:28 a.m.

**Runners:** 9:06 a.m. – 2 p.m.

Continues south on Halsted St. from Cermak Rd. to Archer Ave., northeast on Archer Ave. to Cermak Rd., east on Cermak Rd. to Wentworth Ave., south on Wentworth Ave. to 27th St.

### Mile 22 to Mile 24

**Wheelchair:** 8:35 a.m.

**Runners:** 9:15 a.m. – 2:30 p.m.

Continues south on Wentworth Ave. to 33rd St., east on 33rd St. to State St., south on State St. (northbound lanes) to 35th St., east on 35th St. to Michigan Ave., north on Michigan Ave. to 29th St.

### Mile 24 to Mile 26

**Wheelchair:** 8:42 a.m.

**Runners:** 9:25 a.m. – 3 p.m.

Continues north on Michigan Ave. to Roosevelt Rd., east on Roosevelt Rd. (westbound lanes) to Columbus Dr., north on Columbus Dr.

### Mile 26 to Finish

**Wheelchair:** 8:49 a.m.

**Runners:** 9:35 a.m. – 3 p.m.

The route concludes north on Columbus Dr. to the finish line.

## Viewing areas by CTA trains

### Grand Red Line station | Miles 1, 3 and 12

Board a Red Line train and exit at Grand Avenue.

### Monroe Red Line station | Mile 2

Board a Red Line train and exit at Jackson Boulevard.

### Chicago Red Line station | Miles 3.5 and 11.5

Board a Red Line train and exit at Chicago Avenue. Walk three blocks west to LaSalle Street and four blocks west to Wells Street.

### Addison Red Line station | Mile 7.75

Board a Red Line train and exit at Addison Street. Walk four blocks east to Broadway.

### Sedgwick Brown Line station | Mile 10.25

Board a Brown Line train and exit at Sedgwick Street. Walk a half-block north to North Avenue.

### UIC-Halsted Blue Line station | Miles 16, 16.5

Board a Blue Line train and exit at UIC-Halsted. Use the Halsted Street exit or Morgan Street exit. Walk two blocks north on Morgan Street to Jackson Blvd. to view the runners at Mile 16 in Greektown or use the Halsted Street exit to Mile 16.5.

### 18th Pink Line station | Mile 19

Board a Pink Line train and exit at 18th Street. Walk one block east to Ashland Avenue.

### Halsted Orange Line station | Mile 20.5

Board an Orange Line train and exit at Halsted Street.

### 35th-Bronzeville-IIT Red and Green Line station | Miles 23

Board a Red or Green Line train and exit at 35th-Bronzeville-IIT. Use the 33rd Street or 35th Street exit.

### Sox-35th Red Line Station | Miles 23.25

Board a Red Line train and exit at 35th Street. Walk two blocks east on 35th Street to State Street.

### Roosevelt Red, Green and Orange Line station | Mile 26 – Finish Line

Board a Red, Green or Orange Line train and exit at Roosevelt Road. Walk east on Roosevelt Road toward the Bank of America Cheer Zone at Michigan Avenue.

## Points of interest

Mile	Point of interest	Location
1	Chicago Theater.....	State St. and Lake St.
	Aid Station 1.....	State St. and Randolph St.
2	Chicago Board of Trade.....	LaSalle St. and Jackson Blvd.
3	Aid Station 2.....	LaSalle St. and Ohio St.
5	Lincoln Park Zoo.....	Stockton Dr. and Webster Ave.
	Aid Station 3.....	Stockton Dr. north of LaSalle St.
	Aid Station 4.....	Cannon Dr. north of Fullerton Pkwy.
8	Aid Station 5.....	Broadway St. and Aldine Ave.
9	Aid Station 6.....	Clark St. and Belden Ave.
10	Aid Station 7.....	Wells St. and North Ave.
11	Aid Station 8.....	Wells St. and Grand Ave.
12	Aid Station 9.....	Franklin St. and Washington Blvd.
	Bank of America Cheer Zone.....	Franklin St. and Adams St.
	U.S. Trust Cheer Zone.....	Adams St. and Wacker Dr.
13	Willis Tower.....	Franklin St. and Adams St.
	Merrill Lynch Cheer Zone.....	Adams St. and Halsted
13	Aid Station 10.....	Adams St. and Racine Ave.
	Merrill Lynch Cheer Zone.....	Jackson Blvd. and Halsted St.
14	Charity Block Party.....	Adams St. and Loomis St.
	United Center.....	Adams St. and Damen Ave.
15	Aid Station 11.....	Ogden Ave. and Van Buren St.
16	Aid Station 12.....	Jackson Blvd. and Sangamon St.
	Merrill Lynch Cheer Zone.....	Jackson Blvd. and Halsted St.
17	Aid Station 13.....	Taylor St. and Racine Ave.
19	Aid Station 14.....	18th St. and Blue Island Ave.
20	Aid Station 15.....	Halsted St. and Canalport Ave.
	Aid Station 16.....	Archer Ave. and Wallace St.
21	Chinatown Gate.....	Cermak Rd. and Wentworth Ave.
22	U.S. Cellular Field.....	35th St. and Wentworth Ave.
	Aid Station 17.....	Wentworth Ave. and 29th St.
23	Aid Station 18.....	Michigan Ave. and 34th St.
24	Aid Station 19.....	Michigan Ave. and 28th St.
	Aid Station 20.....	Michigan Ave. and 18th St.
26	Bank of America Cheer Zone.....	Roosevelt Rd. and Michigan Ave.

## Course aid & safety

### Aid Stations

20 Aid Stations are located along the course approximately one to two miles apart. Each Aid Station consists of the following amenities in this order:

- Medical Tent with access to a Runner Transport vehicle\*
- Toilet facilities
- Gatorade Endurance Formula (lemon-lime flavor)
- Water
- Public address announcer

*\*Runner Transport vehicles provide non-emergency transportation back to Grant Park in the event that a participant is unable to complete the race.*

PowerGel® Energy Gels will be featured at Aid Station 13 (Mile 17.8). Available flavors will be in both caffeinated (Chocolate and Strawberry Banana) and non-caffeinated (Vanilla, Orange Dream and Pomegranate Blueberry Acai) offerings.\* The flavors will be separated by caffeinated and non-caffeinated at the aid station. Runners should consume responsibly within dietary and safety recommendations.

*\*Specific flavors may be subject to change and not necessarily guaranteed on race day.*

Aid Stations 15-18 (Miles 20-23.5) will offer bananas.

### Event Alert System

A color-coded Event Alert System (EAS) will communicate the status of course conditions to participants leading up to and on race day. EAS levels range from Low (green) to Moderate (yellow) to High (red) to Extreme (black) based primarily on the weather, as well as other conditions.

- Email and website communication during race week will inform participants of the current EAS status and provide preparation tips based on advance weather forecasts.
- Updates will be made at the Abbott Health & Fitness Expo via public address announcements and color-coded signs.
- On race day, participants are encouraged to stay tuned to the current EAS status via public address announcements and color-coded signs/flags at the start and finish areas, and at each of the 20 aid stations along the course.
- If necessary, additional emergency information will be communicated via email and/or text message.

### Medical support

Medical support is available at 21 on-course locations: all 20 aid stations and an additional medical tent in the final mile. Medical tents are indicated by tall, red blade signs with the medical icon. Each medical tent is staffed by a team of medical professionals, is equipped with emergency and first aid supplies and has access to ambulance service.

In Grant Park, the Main Medical Tent, Podiatry Tent and Ice Station are located directly beyond the finish line. An additional medical tent is located in Grant Park adjacent to the Bank of America Chicago Marathon 27th Mile Post-Race Party. For the safety of all participants, only those requiring medical assistance may access the medical facilities.

## Course activations

### Bank of America Cheer Zones – Miles 12 and 26

Connect with Bank of America to support the participants at the Bank of America on-course Cheer Zones. Cheering supplies will be on hand for you to show your support. Visit the Mile 12 Cheer Zone located near the halfway point between Franklin and Adams Streets (one block from CTA Quincy/Wells stop; two blocks from Union Station), and the Mile 26 Cheer Zone near the finish line between Michigan Avenue and Roosevelt Road (two blocks from CTA Red Line Roosevelt stop) on race day to join Bank of America in sharing our passions with the participants. See you on race day!

*Connect to the Bank of America Chicago Marathon, neighborhoods, and the city at [bankofamerica.com/chimarathon](http://bankofamerica.com/chimarathon) or at #ChiMarathon.*

### U.S. Trust Cheer Zone

Directly beyond the Bank of America Cheer Zone at Mile 12 is the U.S. Trust Cheer Zone, at the intersection of Adams Street and Wacker Drive. You can support runners at one of the most scenic points of the course, just before they cross the Chicago River and approach the half marathon checkpoint. The energy is certain to be high with the second half of the race on the horizon.

### Merrill Lynch Cheer Zones

Grab a bull bell and ring on runners at the Merrill Lynch Cheer Zones as they make their way through the West Loop. Located at Miles 13.5 (Halsted and Adams streets) and 16.5 (Halsted Street and Jackson Boulevard), just a few blocks from the CTA Blue Line, the Merrill Lynch Cheer Zones feature a DJ and branded bull bells to give runners that extra bit of motivation for the second half of the race.

### Charity Block Party

Thousands of Bank of America Chicago Marathon participants are running and fundraising on behalf of important local, national and global causes. To celebrate the impact these participants make, the Bank of America Chicago Marathon will host a Charity Block Party near Mile 14. Spectators, family and friends are welcome to cheer their charity runners at the Charity Block Party located at Adams Street and Loomis Street near Whitney Young High School.

### Community leaders

In partnership with the communities that comprise the Bank of America Chicago Marathon course, the Chicago Marathon works with local leadership to activate spectators and fans from surrounding homes, businesses, schools and community groups to enthusiastically support Marathon participants. Several community leaders have stepped up to organize their sections of the course by hosting rally stations and volunteering at aid stations.

### Volunteer groups

Working behind the scenes at the Abbott Health & Fitness Expo, in Grant Park and along the 26.2-mile course, more than 12,000 volunteers make the Bank of America Chicago Marathon possible.

## Abbott Health & Fitness Expo

The Abbott Health & Fitness Expo features more than 200 exhibitors offering Bank of America Chicago Marathon merchandise and the latest in running footwear, apparel, nutrition and technology. Additionally, the Health & Fitness Expo is the home of participant packet pick-up for all Marathon participants. Held at Chicago's McCormick Place, the two-day Expo is free and open to the public.

### Location

McCormick Place Convention Center  
North Building, Hall B  
2301 S. Prairie Ave. Chicago, IL 60616

*\*For driving and parking, use the above address for the best access to the Abbott Health & Fitness Expo. The publicly listed mailing address for McCormick Place is 2301 S. Lake Shore Drive.*

### Hours/Package Pick-up

Friday, October 9	9 a.m. – 8 p.m.
Saturday, October 10	9 a.m. – 6 p.m.

For a full list of Abbott Health & Fitness Expo exhibitors, go to [chicagomarathon.com/expovendors](http://chicagomarathon.com/expovendors).

## Charity Program

Since 2002, Bank of America Chicago Marathon participants have raised more than \$132 million through the Charity Program. This feat is accomplished by individual participants who sign on to support an affiliated cause and commit to fundraising as a part of their Chicago Marathon journey. Every organization allows its team of runners the distinct opportunity to make more of their Marathon experience by not only accomplishing a personal goal on race day, but by contributing to a larger goal and giving back to a worthy cause.

For the Bank of America Chicago Marathon charities, their mission begins months in advance as they work to ensure runners accomplish their performance and fundraising goals. Each organization dedicates countless hours and resources to recruiting, planning and organizing their charity runner program. The experience begins with training runs for many of the runners along Chicago's lakefront path and suburban locations, and continues with team parties during the training season and pasta parties on race weekend. Charities focus on creating a memorable experience for their runners that lasts well beyond the finish line.

In a sport that focuses on individual accomplishments, the Charity Program transforms the Marathon experience into a team endeavor. It is easy to see why so many runners return to their charity teams year after year.

For a complete list of charities participating in this year's Bank of America Chicago Marathon Charity Program visit [chicagomarathon.com/charityprogram](http://chicagomarathon.com/charityprogram).

### Charity Program growth

The Charity Program has grown from 14 charities with 1,674 runners in 2002 to 172 charities with more than 10,000 runners in 2015. Last year, charity runners raised an event record \$17.7 million to fund causes ranging from healthier school initiatives, medical research and animal assistance to foreign aid/humanitarian efforts and assisting the families of those in the armed forces. The runners truly take the experience of the Bank of America Chicago Marathon beyond the confines of Grant Park and change lives around the world.

### 2015 Top 10 charity teams by participation

Charity	Participants
Team World Vision	1,328
Ronald McDonald House Charities	733
American Cancer Society - Team DeterminiNation	642
PAWS Chicago	412
The Leukemia & Lymphoma Society	373
St. Jude Children's Research Hospital	260
Girls on the Run-Chicago	246
Mercy Home for Boys & Girls	233
Alzheimer's Association, Greater Illinois Chapter	203
University of Iowa Dance Marathon	194



## Charity Program annual fundraising results

Year	Charities	Participants	Funds raised (\$)
2015	172	10,000	N/A
2014	195	9,107	17,700,000
2013	140	10,712	15,000,000
2012	170	10,693	15,300,000
2011	162	10,192	13,400,000
2010	150	9,842	12,109,000
2009	123	8,768	10,183,855
2008	110	6,745	9,209,000
2007	85	6,600	9,985,482
2006	60	4,500	9,500,000
2005	43	3,000	6,317,000
2004	29	2,449	4,740,000
2003	19	2,527	4,540,000
2002	14	1,674	2,950,000

\*2015 number of runners is approximate based on results as of September 5, 2015. Dollar figures will not be available until all charities report their final fund raising results after the race.

Charity program records were not officially kept until 2002.

## Richard M. Daley and Maggie Daley Award

In 2010, the Bank of America Chicago Marathon announced the establishment of the Richard M. Daley and Maggie Daley Award. The award is given annually to the Chicago Marathon participant who raises the most funds for charity through their participation in the Chicago Marathon.

### 2014 Award Winner

#### Hillary Gelfman

The Leukemia & Lymphoma Society

Dollars raised: \$90,000

### 2013 Award Winner

#### Jim Jenness

Mercy Home for Boys & Girls

Dollars raised: \$81,000

### 2012 Award winner

#### John Nichols

Spinal Cord Injury Association of Illinois (SCIA)

Dollars raised: \$43,000

### 2011 Award winner

#### Dr. Jose Oberholzer

Chicago Diabetes Project

Dollars raised: \$126,800

### 2010 Award winner

#### Carl Allegretti

Children's Memorial Hospital

Dollars raised: \$81,000



## Sustainability

Incorporating environmentally and socially responsible practices is an important part of the operational planning, preparation and execution of the Bank of America Chicago Marathon. Areas of focus include waste, climate, equipment & materials, community & outreach, health promotion and innovation. In 2014 the Chicago Marathon earned silver level event sustainability certification from the Council for Responsible Sport ([councilforresponsiblesport.org](http://councilforresponsiblesport.org)). The event was certified in 2012 and 2010, and is the largest marathon in the world to be certified.

Below are a few ways the Chicago Marathon will promote sustainability in 2015:

- McCormick Place, home to the Abbott Health & Fitness Expo, has become the world's largest convention center to be certified sustainable venue under the APEX-ASTM standard pertaining to the evaluation and selection of venues for environmentally sustainable meetings, events, trade shows and conferences.
- Participants are encouraged to take public transportation to and from race weekend activities. Additionally, the event offers a free shuttle to the Abbott Health & Fitness Expo. In 2014, more than 53,000 visitors took advantage of the shuttle service.
- The official Nike Bank of America Chicago Marathon participant running shirt is made out of 100% recycled polyester.
- Paper products used at the 1,500 portable restrooms along the Chicago Marathon course and throughout Grant Park are made of 100% recycled materials.
- All 20 aid stations collect recyclable materials, corrugated cardboard and plastic jugs. Starting in 2014, aid stations also collected compostable materials including water and Gatorade cups, banana peels and stacking sheets.

## Chicago champions (1977-2014)\*

Year	Name	Country	Time
2014	M: Eliud Kipchoge	KEN	2:04:11
	F: Rita Jeptoo	KEN	2:24:35
2013	M: Dennis Kimetto	KEN	2:03:45
	F: Rita Jeptoo	KEN	2:19:57
2012	M: Tsegaye Kebede	ETH	2:04:38
	F: Atsede Baysa	ETH	2:22:03
2011	M: Moses Mosop	KEN	2:05:37
	F: Ejegayehu Dibaba**	ETH	2:22:09
2010	M: Sammy Wanjiru	KEN	2:06:24
	F: Atsede Baysa**	ETH	2:22:03
2009	M: Sammy Wanjiru	KEN	2:05:41
	F: Irina Mikitenko**	GER	2:26:31
2008	M: Evans Cheruiyot	KEN	2:06:25
	F: Lidiya Grigoryeva	RUS	2:27:17
2007	M: Patrick Ivuti	KEN	2:11:11
	F: Berhane Adere	ETH	2:33:49
2006	M: Robert K. Cheruiyot	KEN	2:07:35
	F: Berhane Adere	ETH	2:20:42
2005	M: Felix Limo	KEN	2:07:02
	F: Deena Kastor	USA/CA	2:21:25
2004	M: Evans Rutto	KEN	2:06:16
	F: Constantina Tomescu-Dita	ROU	2:23:45
2003	M: Evans Rutto	KEN	2:05:50
	F: Svetlana Zakharova	RUS	2:23:07
2002	M: Khalid Khannouchi	USA/NY	2:05:56
	F: Paula Radcliffe	GBR	2:17:18
2001	M: Ben Kimondiu	KEN	2:08:52
	F: Catherine Ndereba	KEN	2:18:47
2000	M: Khalid Khannouchi	USA/NY	2:07:01
	F: Catherine Ndereba	KEN	2:21:33
1999	M: Khalid Khannouchi	MAR	2:05:42
	F: Joyce Chepchumba	KEN	2:25:59
1998	M: Ondoro Osoro	KEN	2:06:54
	F: Joyce Chepchumba	KEN	2:23:57
1997	M: Khalid Khannouchi	MAR	2:07:10
	F: Marian Sutton	GBR	2:29:03
1996	M: Paul Evans	GBR	2:08:52
	F: Marian Sutton	GBR	2:30:41
1995	M: Eamonn Martin	GBR	2:11:18
	F: Ritva Lemettinen	FIN	2:28:27
1994	M: Luiz Antonio Dos Santos	BRA	2:11:16
	F: Kristy Johnston	USA/OR	2:31:34
1993	M: Luiz Antonio Dos Santos	BRA	2:13:15
	F: Ritva Lemettinen	FIN	2:33:18
1992	M: Jose Cesar De Souza	BRA	2:16:14
	F: Linda Somers	USA/CA	2:37:41

1991	M: Joseildo Rocha	BRA	2:14:33
	F: Midde Hamrin-Senorski	SWE	2:36:21
1990	M: Martin Pitayo	MEX	2:09:41
	F: Aurora Cunha	POR	2:30:11
1989	M: Paul Davis-Hale	GBR	2:11:25
	F: Lisa Weidenbach	USA/WA	2:28:15
1988	M: Alejandro Cruz	MEX	2:08:57
	F: Lisa Weidenbach	USA/WA	2:29:17
1986	M: Toshihiko Seko	JPN	2:08:27
	F: Ingrid Kristiansen	NOR	2:27:08
1985	M: Steve Jones	GBR	2:07:13
	F: Joan Benoit Samuelson	USA/ME	2:21:21
1984	M: Steve Jones	GBR	2:08:05
	F: Rosa Mota	POR	2:26:01
1983	M: Joseph Nzau	KEN	2:09:44
	F: Rosa Mota	POR	2:31:12
1982	M: Greg Meyer	USA/MA	2:10:59
	F: Nancy Konz	USA/MA	2:33:23
1981	M: Philip Coppess	USA/IA	2:16:13
	F: Tina Gandy	USA/IA	2:49:39
1980	M: Frank Richardson	USA/IA	2:14:04
	F: Sue Peterson	USA/CA	2:45:03
1979	M: Dan Cloeter	USA/NE	2:23:20
	F: Laura Michalek	USA/IL	3:15:45
1978	M: Mark Stanforth	USA/AZ	2:19:20
	F: Lynae Larson	USA/SD	2:59:25
1977	M: Dan Cloeter	USA/IN	2:17:52
	F: Dorothy Doolittle	USA/TX	2:50:47

\* Official results as of September 2015. Result standings are subject to change in accordance with International Athletics Association Federations (IAAF) Anti-Doping Rules and Regulations.

\*\*As a result of a doping violation, the International Athletics Association Federations (IAAF) announced in 2015 that the 2009-2012 results of Liliya Shobukhova have been annulled. The official results of the Bank of America Chicago Marathon reflect this change.

### Champions by country (male & female)\*

Brazil (4)	Luiz Antonio Dos Santos	1993, 1994
	Jose Cesar De Souza	1992
	Joseildo Rocha	1991
Ethiopia (4)	Atsede Baysa	2012
	Tsegaye Kebede	2012
	Berhane Adere	2006, 2007
Finland (2)	Ritva Lemettinen	1993, 1995
Great Britain (8)	Paula Radcliffe	2002
	Marian Sutton	1996, 1997
	Paul Evans	1996
	Eammon Martin	1995
	Paul Davis-Hale	1989
	Steve Jones	1984, 1985
Japan (1)	Toshihiko Seko	1986
Kenya (20)	Eliud Kipchoge	2014
	Dennis Kimetto	2013
	Rita Jeptoo	2013, 2014
	Moses Mosop	2011
	Sammy Wanjiru	2009, 2010
	Evans Cheruiyot	2008
	Patrick Ivuti	2007
	Robert Cheruiyot	2006
	Felix Limo	2005
	Evans Rutto	2003, 2004
	Ben Kimondiu	2001
	Catherine Ndereba	2000, 2001
	Joyce Chepchumba	1998, 1999
	Ondoro Oso	1998
	Joseph Nzau	1983
Mexico (2)	Martin Pitayo	1990
	Alejandro Cruz	1988
Morocco (2)	Khalid Khannouchi	1997, 1999
Norway (1)	Ingrid Kristiansen	1986
Portugal (3)	Aurora Cunha	1990
	Rosa Mota	1983, 1984
Russia (2)	Lidiya Grigoryeva	2008
	Svetlana Zakharova	2003

Romania (1) .....	Constantina Tomescu-Dita .....	2004
Sweden (1) .....	Midde Hamrin-Senorski .....	1991
United States (20) .....	Deena Kastor (CA) .....	2005
	Khalid Khannouchi (NY) .....	2000, 2002
	Kristy Johnson (OR) .....	1994
	Linda Somers (CA) .....	1992
	Lisa Weidenbach (WA) .....	1988, 1989
	Joan Benoit Samuelson (ME) .....	1985
	Nancy Conz (MA) .....	1982
	Greg Meyer (MA) .....	1982
	Phillip Coppess (IA) .....	1981
	Tina Gandy (IA) .....	1981
	Sue Peterson (CA) .....	1980
	Frank Richardson (IA) .....	1980
	Laura Michalek (IL) .....	1979
	Dan Cloeter (IN/NE) .....	1977, 1979
	Lynae Larson (SD) .....	1978
	Mark Stanforth (AZ) .....	1978
	Dorothy Doolittle (TX) .....	1977

\* Official results as of September 2015. Result standings are subject to change in accordance with International Athletics Association Federations (IAAF) Anti-Doping Rules and Regulations.

## Masters champions (1977-2014)

#	Name	Age	Country	Time
2014.....	M: Neil Pearson.....	42	GBR .....	2:27:25
	F: Theresa Lowry .....	40	USA (San Diego, CA) .....	2:50:02
2013.....	M: Ian Forsyth.....	41	CAN .....	2:23:01
	F: Paula Keating.....	47	CAN .....	2:49:18
2012.....	M: Mohammed El Yamani.....	48	FRA .....	2:24:43
	F: Tammy Lifka .....	42	USA (Glen Ellyn, IL) .....	2:49:02
2011.....	M: Jason Ryf.....	40	USA (Oshkosh, WI) .....	2:21:40
	F: Kathleen Jobes.....	41	USA (Bethlehem, PA) .....	2:47:53
2010.....	M: Richard Cartier.....	49	CAN .....	2:29:39
	F: Colleen De Reuck.....	46	USA (Boulder, CO) .....	2:34:12
2009.....	M: Bob Schwelm.....	50	USA (Media, PA) .....	2:30:52
	F: Elisabeth Ruel.....	42	CAN .....	2:49:45
2008.....	M: Erik Bush.....	40	USA (Peoria, IL) .....	2:33:20
	F: Colleen De Reuck.....	44	USA (Boulder, CO) .....	2:32:25
2007.....	M: Sergey Perminov.....	41	RUS .....	2:28:52
	F: Christine Kennedy.....	52	USA (Los Gatos, CA) .....	3:02:04
2006.....	M: Craig Fram.....	48	USA (Plaistow, NH) .....	2:30:56
	F: Colleen De Reuck.....	42	USA (Boulder, CO) .....	2:33:18
2005.....	M: Luca Foglia .....	43	ITA .....	2:31:23
	F: Colleen De Reuck.....	41	USA (Boulder, CO) .....	2:28:40
2004.....	M: Craig Fram.....	46	USA (Plaistow, NH) .....	2:29:30
	F: Jenny Spangler.....	41	USA (Gurnee, IL) .....	2:33:36
2003.....	M: Michel Lavoie.....	42	CAN .....	2:29:34
	F: Jenny Spangler.....	40	USA (Gurnee, IL) .....	2:32:38
2002.....	M: Miguel Sanchez.....	40	CAN .....	2:24:08
	F: Joan Benoit-Samuelson.....	45	USA (Freeport, ME) .....	2:42:27
2001.....	M: Paul Evans.....	40	GBR .....	2:18:34
	F: Anne Van Schuppen.....	40	NED .....	2:41:51
2000.....	M: Jose Picazo .....	52	FRA .....	2:32:05
	F: Marie Soderstrom.....	40	SWE .....	2:34:58
1999.....	M: Steve Plasencia.....	42	USA (Minneapolis, MN) .....	2:17:02
	F: Gitte Karlshoj.....	40	DEN .....	2:35:16
1998.....	M: Steve Winchel.....	42	USA (Janesville, WI) .....	2:24:06
	F: Tatayana Pozdnyakova.....	43	UKR .....	2:29:25
1997.....	M: Yuri Mikhailov.....	43	UKR .....	2:25:15
	F: Midde Senorski.....	40	SWE .....	2:42:07
1996.....	M: Yuri Mikhailov.....	43	UKR .....	2:24:35
	F: Maria Rosas.....	40	MEX .....	2:55:58
1995.....	M: Luis Lopez.....	46	CRC .....	2:25:52
	F: W: Charlene Soby.....	44	USA (Chicago, IL) .....	2:49:27
1994.....	M: Ryszard Marczak.....	49	POL .....	2:22:11
	F: Mary Ann Malarkey.....	41	USA (Evanston, IL) .....	3:01:48
1993.....	M: Gary Moss.....	43	USA (New Lenox, IL) .....	2:34:37
	F: Nancy Rollins.....	46	USA (Evanston, IL) .....	3:12:30
1992.....	M: Hector Chavez.....	45	MEX .....	2:36:07
	F: Becky Sox.....	40	USA (Columbia, SC) .....	3:11:10
1991.....	M: Tony Burke.....	42	GBR .....	2:33:12
	F: Sally Brent.....	40	USA (Loveland, CO) .....	2:57:19

1990	M: Richard Umberg	40	CZE	2:20:17
	F: Anne Roden	44	GBR	2:38:55
1989	M: Margarito Juarez	44	ITA	2:44:04
	F: Cesarina Taroni	40	ITA	2:44:04
1988	M: Mike Hurd	42	GBR	2:24:15
	F: Barbara Filutze	42	USA (Erie, PA)	2:48:49
1987	Half marathon			
1986	M: Mike Hurd	40	GBR	2:19:40
	F: Priscilla Welch	41	GBR	2:31:14
1985	M: Antonio Villanueva	45	MEX	2:23:55
	F: Elaine Kirchen	42	USA (New York, NY)	2:50:28
1984	M: Gary Baker	45	CAN	2:32:21
	F: Ann Jamison	40	USA (Leo, IN)	2:59:15
1983	M: Roger Pflugfelder	41	USA (Greensburg, PA)	2:32:05
	F: Laura Tingle	46	USA (Bradenton, FL)	3:07:15
1982	M: Roger Rouiller	44	USA (New York, NY)	2:43:35
	F: Cincy Dalrymple	40	USA (New York, NY)	2:43:35
1981	M: Roger Rouiller	43	USA (Lockport, IL)	2:33:47
	F: Marion Burchfield	45	USA (Lockport, IL)	3:10:33
1980	M: Roger Rouiller	42	USA (Lockport, IL)	2:35:06
	F: Helen Dick	56	USA (Los Angeles, CA)	3:08:48
1979	M: Roger Rouiller	41	USA (Lockport, IL)	2:43:39
	F: Lorraine Norgle	41	USA (Elmhurst, IL)	3:37:20
1978	M: Lee Wilcox	40	USA (Stoughton, WI)	2:33:52
	F: Marion Burchfield	42	USA (Glenwood, IL)	3:20:00
1977	M: Alex Ratelle	52	USA (Minneapolis, MN)	2:38:34
	F: Carol Davis	41	USA (Winnetka, IL)	3:42:05

### Wheelchair champions (1984-2014)

Year	Name	Age	Country	Time
2014	M: Joshua George	30	USA (Champaign, IL)	1:32:12
	F: Tatyana McFadden	25	USA (Champaign, IL)	1:44:50
2013	M: Ernst Van Dyk	40	RSA	1:30:37
	F: Tatyana McFadden	24	USA (Champaign, IL)	1:42:35
2012	M: Josh Cassidy	27	CAN	1:32:58
	F: Tatyana McFadden	23	USA (Champaign, IL)	1:49:52
2011	M: Kurt Fearnley	30	AUS	1:29:18
	F: Tatyana McFadden	22	USA (Champaign, IL)	1:45:03
2010	M: Heinz Frei	52	SUI	1:26:56
	F: Amanda McGrory	24	USA (Savoy, IL)	1:47:25
2009	M: Kurt Fearnley	28	AUS	1:29:09
	F: Tatyana McFadden	20	USA (Champaign, IL)	1:50:47
2008	M: Kurt Fearnley	27	AUS	1:30:16
	F: Amanda McGrory	22	USA (Champaign, IL)	1:55:12
2007	M: Kurt Fearnley	26	AUS	1:28:06
	F: Amanda McGrory	21	USA (Champaign, IL)	1:45:27
2006	M: Joshua George	22	USA (Champaign, IL)	1:38:31
	F: Miriam Ladner	29	USA (Urbana, IL)	2:04:21
2005	M: Krige Schabert	42	RSA	1:29:40
	F: Miriam Ladner	28	USA (Urbana, IL)	2:01:37
2004	M: Joshua George	20	USA (Urbana, IL)	1:36:13
	F: Miriam Nibley	27	USA (Savoy, IL)	2:05:51
2003	M: Joshua George	19	USA (Urbana, IL)	1:41:01
	F: Christina Ripp	23	USA (Savoy, IL)	1:56:33
2002	M: Adam Bleakney	27	USA (Savoy, IL)	1:40:14
	F: Tricia Downing	33	USA (Denver, CO)	1:52:20
2001	M: Tony Iniguez	31	USA (Aurora, IL)	1:37:59
	F: Christina Ripp	21	USA (Urbana, IL)	1:56:58
2000	M: Tony Iniguez	30	USA (Aurora, IL)	1:41:00
	F: No women competed in the 2000 Wheelchair Division			
1999	M: Saul Mendoza	32	USA (Snellville, GA)	1:37:03
	F: Miriam Nibley	22	USA (Champaign, IL)	2:03:44
1998	M: Franz Nietlispach	40	SUI	1:34:22
	F: Candace Cable	44	USA (Truckee, CA)	1:58:32
1997	M: Saul Mendoza	30	USA (Snellville, GA)	1:37:42
	F: Candace Cable	43	USA (Truckee, CA)	1:57:32
1996	M: Jacob Heilveil	28	USA (Bothell, WA)	1:39:57
	F: Ann Walters	27	USA (Savoy, IL)	1:52:13
1995	M (tie): James Briggs	23	USA (Champaign, IL)	1:37:12
	M (tie): Scot Hollonbeck	25	USA (Champaign, IL)	1:37:12
	F: Ann Walters	26	USA (Champaign, IL)	1:57:27
1994	M: James Briggs	22	USA (Champaign, IL)	1:32:14
	F: Ann Walters	25	USA (Champaign, IL)	1:59:45
1993	M: James Briggs	22	USA (Champaign, IL)	1:42:03
	F: Ann Walters	24	USA (Champaign, IL)	1:57:34
1992	M: Vern Achenbach	50	USA (Birmingham, AL)	1:44:28
	F: Ann Walters	23	USA (Champaign, IL)	1:44:29

1991	M: Philippe Couprie	28	FRA	1:41:21
	F: Ann Walters	22	USA (Champaign, IL)	1:57:17
1990	M: Jim Knaub	34	USA (IL)	1:42:34
	F: Ann Cody-Morris	26	USA (Urbana, IL)	1:53:33
1989	M: Scot Hollonbeck	19	USA (Champaign, IL)	1:45:30
	F: Ann Cody-Morris	25	USA (Urbana, IL)	1:58:51
1988	No records available			
1987	Half marathon			
1986	M: Bart Bardwell	N/A	USA (MN)	2:10:19
	F: Jonnie Baylark	N/A	USA (Bellwood, IL)	3:23:32
1985	M: Robert Fitch	N/A	USA (East Lansing, MI)	2:23:41
	F: Jayne Fortson	N/A	USA (UT)	2:52:22
1984	M: Robert Fitch	N/A	USA (East Lansing, MI)	2:35:06
	F: Jonnie Baylark	N/A	USA (Bellwood, IL)	3:29:10

## Wheelchair champions by country (male & female)

Australia (4)	Kurt Fearnley	2007, 2008, 2009, 2011
Canada (1)	Josh Cassidy	2012
France (1)	Philippe Couprie	1991
South Africa (2)	Ernst Van Dyk	2013
	Krige Schabert	2005
Switzerland (2)	Heinz Frei	2011
	Franz Nietlispach	1998
United States (48)	Tatyana McFadden (IL)	2009, 2011, 2012, 2013, 2014
	Amanda McGrory (IL)	2007, 2008, 2010
	Joshua George (IL)	2003, 2004, 2006, 2014
	Miriam Nibley Ladner (IL)	1999, 2004, 2005, 2006
	Christina Ripp (IL)	2001, 2003
	Tricia Downing (CO)	2002
	Adam Bleakney (IL)	2002
	Tony Iniguez (IL)	2000, 2001
	Saul Mendoza (GA)	1997, 1999
	Candace Cable (CA)	1997, 1998
	Jacob Heilveil (WA)	1996
	Ann Walters (IL)	1991, 1992, 1993, 1994, 1995, 1996
	James Briggs (IL)	1993, 1994, 1995 (tie)
	Scot Hollonbeck (IL)	1989, 1995 (tie)
	Vern Achenbach (AL)	1992
	Jim Knaub (IL)	1990
	Ann Cody-Morris (IL)	1989, 1990
	Bart Bardwell (MN)	1986
	Jonnie Baylark (IL)	1984, 1986
	Jayne Fortson (UT)	1985
	Robert Fitch (MI)	1984, 1985

## Champions with multiple victories\*

### Men open

Sammy Wanjiru (KEN).....	2009, 2010
Khalid Khannouchi (MAR, USA as of 2000).....	1997, 1999, 2000, 2002
Evans Rutto (KEN).....	2003, 2004
Luiz Antonio Dos Santos (BRA).....	1993, 1994
Steve Jones (GBR).....	1984, 1985
Dan Cloeter (USA).....	1977, 1979

### Women open

Rita Jeptoo (KEN).....	2013, 2014
Berhane Adere (ETH).....	2006, 2007
Catherine Ndereba (KEN).....	2000, 2001
Joyce Chepchumba (KEN).....	1998, 1999
Marian Sutton (GBR).....	1996, 1997
Ritva Lemettinen (FIN).....	1993, 1995
Lisa Weidenbach (USA).....	1988, 1989
Rosa Mota (POR).....	1983, 1984

### Men wheelchair

Kurt Fearnley (AUS).....	2007, 2008, 2009, 2011
Joshua George (USA).....	2003, 2004, 2006, 2014
Tony Iniguez (USA).....	2000, 2001
Saul Mendoza (USA).....	1997, 1999
James Briggs (USA).....	1993, 1994, 1995 (tie)
Scot Hollonbeck (USA).....	1989, 1995 (tie)
Robert Fitch (USA).....	1984, 1985

### Women wheelchair

Tatyana McFadden (IL).....	2009, 2011, 2012, 2013, 2014
Amanda McGrory (IL).....	2007, 2008, 2010
Christina Ripp (IL).....	2001, 2003
Miriam Nibley Ladner (IL).....	1999, 2004, 2005, 2006
Candace Cable (CA).....	1997, 1998
Ann Walters (IL).....	1991, 1992, 1993, 1994, 1995, 1996
Ann Cody-Morris (IL).....	1989, 1990
Jonnie Baylark (IL).....	1984, 1986

\* Official results as of September 2015. Result standings are subject to change in accordance with International Athletics Association Federations (IAAF) Anti-Doping Rules and Regulations.

## Runner-up finish followed by victory\*

### Men open

Tsegaye Kebede (ETH).....	2nd in 2010, 1st in 2012
Khalid Khannouchi (MAR).....	2nd in 1998, 1st in 1999
Joseph Nzau (KEN).....	2nd in 1982, 1st in 1983

### Women open

Rita Jeptoo (KEN).....	2nd in 2012, 1st in 2013
Atsede Baysa (ETH).....	2nd in 2010, 1st in 2012
Constantina Tomescu-Dita (ROU).....	2nd in 2003, 1st in 2004
Ingrid Kristiansen (NOR).....	2nd in 1985, 1st in 1986

### Men wheelchair

Tony Iniguez (USA).....	2nd in 1992, 1993, 1999, 1st in 2000
Saul Mendoza (USA).....	2nd in 1998, 1st in 1999
Scot Hollonbeck (USA).....	2nd in 1994, 1st in 1995
James Briggs (USA).....	2nd in 1991, 1st in 1993, 1994, 1995

### Women wheelchair

Miriam Nibley (USA).....	2nd in 2003, 1st in 2004, 2005, 2006
Candace Cable (USA).....	2nd in 1995, 1996, 1st in 1997, 1998

\* Official results as of September 2015. Result standings are subject to change in accordance with International Athletics Association Federations (IAAF) Anti-Doping Rules and Regulations.

## Top 10 finishers (1977-2014)\*

### 2014 Men

#	Name	Age	Country	Time
1.....	Eliud Kipchoge.....	29.....	KEN.....	2:04:11
2.....	Sammy Kitwara.....	27.....	KEN.....	2:04:28
3.....	Dickson Chumba.....	27.....	KEN.....	2:04:32
4.....	Kenenisa Bekele.....	32.....	ETH.....	2:05:51
5.....	Bernard Koech.....	26.....	KEN.....	2:08:30
6.....	Ghirmay Ghebreslassie.....	18.....	ERI.....	2:09:08
7.....	Lani Rutto.....	25.....	KEN.....	2:10:42
8.....	Wesley Korir.....	31.....	KEN.....	2:11:09
9.....	Bobby Curtis.....	29.....	USA.....	2:11:20
10.....	Koji Kobayashi.....	25.....	JPN.....	2:11:43

### 2014 Women

#	Name	Age	Country	Time
1.....	Rita Jeptoo.....	33.....	KEN.....	2:24:35
2.....	Mare Dibaba.....	24.....	ETH.....	2:25:37
3.....	Florence Kiplagat.....	27.....	KEN.....	2:25:57
4.....	Birhane Dibaba.....	21.....	ETH.....	2:27:02
5.....	Amy Hastings.....	30.....	USA.....	2:27:03
6.....	Clara Santucci.....	27.....	USA.....	2:32:21
7.....	Sarah Crouch.....	25.....	USA.....	2:32:44
8.....	Gelete Burka.....	28.....	ETH.....	2:34:17

#	Name	Age	Country	Time
9	Melissa White	33	USA	2:34:19
10	Lauren Jimison	24	USA	2:34:38

### 2013 Men

#	Name	Age	Country	Time
1	Dennis Kimetto	29	KEN	2:03:45
2	Emmanuel Mutai	29	KEN	2:03:52
3	Sammy Kitwara	26	KEN	2:05:16
4	Micah Kogo	27	KEN	2:06:56
5	Dathan Ritzenhein	30	USA	2:09:45
6	Ayele Abshero	22	ETH	2:10:10
7	Hiroaki Sano	29	JPN	2:10:29
8	Moses Mosop	28	KEN	2:11:19
9	Yoshinori Oda	32	JPN	2:11:29
10	Matt Tegenkamp	31	USA	2:12:28

### 2013 Women

#	Name	Age	Country	Time
1	Rita Jeptoo	32	KEN	2:19:57
2	Jemima Sumgong	28	KEN	2:20:48
3	Maria Kononova	39	RUS	2:22:46
4	Aliaksandra Duliba	27	BLR	2:23:44
5	Atsede Baysa	26	ETH	2:26:42
6	Ehitu Kiros Reda	25	ETH	2:27:42
7	Yukiko Akaba	33	JPN	2:27:49
8	Abebech Afework	22	ETH	2:28:38
9	Clara Santucci	26	SA	2:31:39
10	Melissa White	32	USA	2:32:37

### 2012 Men

#	Name	Age	Country	Time
1	Tsegaye Kebede	25	ETH	2:04:38
2	Feyisa Lilesa	22	ETH	2:04:52
3	Tilahun Regassa	22	ETH	2:05:27
4	Sammy Kitwara	25	KEN	2:05:54
5	Wesley Korir	29	KEN	2:06:13
6	Bernard Kipyego	26	KEN	2:06:40
7	Samuel Ndungu	24	KEN	2:07:26
8	Dadi Yam	30	ETH	2:07:43
9	Dathan Ritzenhein	29	USA (Beaverton, OR)	2:07:47
10	Shami Dawit	28	ETH	2:08:39

### 2012 Women\*\*

#	Name	Age	Country	Time
1	Atsede Baysa	25	ETH	2:22:03
2	Rita Jeptoo	31	KEN	2:22:04
3	Lucy Kabuu	28	KEN	2:22:41
4	Caroline Rotich	28	KEN	2:23:22

#	Name	Age	Country	Time
5	Maria Kononova	38	RUS	2:25:38
6	Fatuma Sado	20	ETH	2:26:09
7	Renee Baillie	30	USA (Bend, OR)	2:27:17
8	Dot McMahan	35	USA (Royal Oak, MI)	2:32:11
9	Stephanie Pezzullo	30	USA (Charlotte, NC)	2:32:42
10	Laura Portis	25	USA (Kalamazoo, MI)	2:37:18

### 2011 Men

#	Name	Age	Country	Time
1	Moses Mosop	26	KEN	2:05:37
2	Wesley Korir	28	KEN	2:06:15
3	Bernard Kipyego	25	KEN	2:06:29
4	Bekana Daba	23	ETH	2:07:59
5	Ryan Hall	28	USA (Mammoth Lakes, CA)	2:08:04
6	Evans Cheruiyot	29	KEN	2:10:29
7	Kouji Gokaya	23	JPN	2:12:15
8	Hironori Arai	32	JPN	2:13:17
9	Takashi Horiguchi	32	JPN	2:14:48
10	Masaki Shimoju	27	JPN	2:17:49

### 2011 Women\*\*

#	Name	Age	Country	Time
1	Ejegayehu Dibaba	29	ETH	2:22:09
2	Kayoko Fukushi	29	JPN	2:24:38
3	Belainesh Gebre	23	ETH	2:26:17
4	Christelle Daunay	37	FRA	2:26:41
5	Claire Hallissey	28	GBR	2:29:27
6	Yue Chao	20	CHN	2:32:57
7	Askale Tafa	27	ETH	2:33:35
8	Cruz Nonata da Silva	37	BRA	2:35:35
9	Jeannette Faber	29	USA (Portland, OR)	2:36:58
10	Maria De Los Angeles Peralta	33	ARG	2:38:51

### 2010 Men

#	Name	Age	Country	Time
1	Sammy Wanjiru	23	KEN	2:06:24
2	Tsegaye Kebede	23	ETH	2:06:43
3	Feyisa Lilesa	20	ETH	2:08:10
4	Wesley Korir	27	KEN	2:08:44
5	Vincent Kipruto	23	KEN	2:09:08
6	Robert Kiprono Cheruiyot	22	KEN	2:09:28
7	Laban Moiben	26	KEN	2:10:48
8	Jason Hartmann	29	USA (Boulder, CO)	2:11:06
9	Ridouane Harroufi	29	MAR	2:13:01
10	Mike Sayenko	26	USA (Bellevue, WA)	2:14:27



**2010 Women\*\***

#	Name	Age	Country	Time
1	Astede Baysa	23	ETH	2:23:40
2	Maria Konovalova	36	RUS	2:23:50
3	Desiree Davila	27	USA (Rochester Hills, MI)	2:26:20
4	Irina Mikitenko	38	GER	2:26:40
5	Mamitu Daska	26	ETH	2:28:29
6	Magdalena Lewy-Boulet	37	USA (Oakland, CA)	2:28:44
7	Kaori Yoshida	29	JPN	2:29:45
8	Jia Chaofeng	21	CHN	2:30:35
9	Tera Moody	29	USA (Colorado Springs, CO)	2:30:53
10	Fiona Docherty	35	NZL	2:32:17

**2009 Men**

#	Name	Age	Country	Time
1	Sammy Wanjiru	22	KEN	2:05:41
2	Abderrahim Goumri	33	MAR	2:06:04
3	Vincent Kipruto	22	KEN	2:06:08
4	Charles Munyeki	23	KEN	2:07:06
5	Richard Limo	28	KEN	2:08:43
6	Wesley Korir	26	KEN	2:10:38
7	Isaac Macharia	30	KEN	2:11:09
8	Sergio Reyes	27	USA (Palmdale, CA)	2:15:30
9	Tadesse Tola	21	ETH	2:15:48
10	Patrick Rizzo	26	USA (Rochester Hills, MI)	2:15:48

**2009 Women\*\***

#	Name	Age	Country	Time
1	Irina Mikitenko	37	GER	2:26:31
2	Lidiya Grigoryeva	35	RUS	2:26:47
3	Teyba Erkesso	26	ETH	2:26:56
4	Berhane Adere	36	ETH	2:28:38
5	Deena Kastor	36	USA (Mammoth Lakes, CA)	2:28:50
6	Mizuho Nasukawa	29	JPN	2:29:22
7	Melissa White	27	USA (Rochester Hills, MI)	2:32:55
8	Tera Moody	28	USA (Colorado Springs, CO)	2:32:59
9	Adriana Pirtea	29	ROU	2:34:07
10	Elfenesh Alemu	34	ETH	2:35:36

**2008 Men**

#	Name	Age	Country	Time
1	Evans Cheruiyot	26	KEN	2:06:25
2	David Mandago	30	KEN	2:07:37
3	Timothy Cherigat	31	KEN	2:11:39
4	Wesley Korir	25	KEN	2:13:53
5	Martin Lauret	36	NED	2:15:10
6	Emmanuel Mutai	25	KEN	2:15:36
7	Mike Reneau	30	USA (Rochester Hills, MI)	2:16:20
8	William Kipsang	31	KEN	2:16:41

#	Name	Age	Country	Time
9	Daniel Njenga	32	KEN	2:17:33
10	Richard Limo	27	KEN	2:18:48

**2008 Women**

#	Name	Age	Country	Time
1	Lidiya Grigoryeva	34	RUS	2:27:17
2	Alevtina Biktimirova	26	RUS	2:29:32
3	Kiyoko Shimahara	32	JPN	2:30:19
4	Constantina Tomescu-Dita	38	ROU	2:30:57
5	Desiree Davila	25	USA (Rochester Hills, MI)	2:31:33
6	Colleen De Reuck	44	USA (Boulder, CO)	2:32:25
7	Bezunesh Bekele	25	ETH	2:32:41
8	Paige Higgins	26	USA (Flagstaff, AZ)	2:33:06
9	Kate O'Neill	28	USA (Mammoth Lakes, CA)	2:34:04
10	Berhane Adere	34	ETH	2:34:16

**2007 Men**

#	Name	Age	Country	Time
1	Patrick Ivuti	29	KEN	2:11:11.00
2	Jaouad Gharib	35	MAR	2:11:11.05
3	Daniel Njenga	31	KEN	2:12:45
4	Robert Kipkoech Cheruiyot	29	KEN	2:16:13
5	Ben Maiyo	29	KEN	2:16:59
6	Christopher Cheboiboch	30	KEN	2:17:17
7	Bong-Ju Lee	36	KOR	2:17:29
8	Michael Cox	31	USA (Princeton, WV)	2:21:42
9	Jason Flogel	24	USA (West Des Moines, IA)	2:26:34
10	Eric Blake	28	USA (New Britain, CT)	2:26:55

**2007 Women**

#	Name	Age	Country	Time
1	Berhane Adere	34	ETH	2:33:49
2	Adriana Pirtea	27	ROU	2:33:52
3	Kate O'Neill	27	USA (Mammoth Lakes, CA)	2:36:15
4	Liz Yelling	32	GBR	2:37:14
5	Benita Johnson	28	AUS	2:38:30
6	Nuta Olaru	37	ROU	2:39:04
7	Paige Higgins	25	USA (Littleton, CO)	2:40:14
8	Yolanda Fernandez	26	COL	2:45:23
9	Tera Moody	26	USA (Boulder, CO)	2:46:40
10	Kathy Butler	33	GBR	2:48:21

**2006 Men**

#	Name	Age	Country	Time
1	Robert Kipkoech Cheruiyot	28	KEN	2:07:35
2	Daniel Njenga	30	KEN	2:07:40
3	Jimmy Muindi	33	KEN	2:07:51
4	Abdi Abdirahman	29	USA (Tucson, AZ)	2:08:56



#	Name	Age	Country	Time
5.....	Robert Cheboror .....	28.....	KEN .....	2:09:25
6.....	Brian Sell.....	28.....	USA (Rochester Hills, MI) .....	2:10:47
7.....	Japhet Kosgei Kipkorir.....	38.....	KEN .....	2:11:37
8.....	Benjamin Maiyo.....	28.....	KEN .....	2:11:53
9.....	Dejene Berhanu.....	25.....	ETH .....	2:12:27
10.....	Meshack Kosgei Kirwa .....	31.....	KEN .....	2:12:31

### 2006 Women

#	Name	Age	Country	Time
1.....	Berhane Adere.....	33.....	ETH.....	2:20:42
2.....	Galina Bogomolova .....	29.....	RUS.....	2:20:47
3.....	Benita Johnson.....	27.....	AUS.....	2:22:36
4.....	Madaï Perez.....	26.....	MEX.....	2:22:59
5.....	Constantina Tomescu-Dita .....	36.....	ROU.....	2:24:25
6.....	Nuta Olaru .....	36.....	ROU.....	2:25:37
7.....	Hiromi Ominami .....	30.....	JPN.....	2:26:04
8.....	Lyudmila Petrova.....	38.....	RUS.....	2:27:08
9.....	Kathy Butler .....	33.....	GBR.....	2:28:39
10.....	Dulce Maria Rodriguez .....	34.....	MEX.....	2:28:54

### 2005 Men

#	Name	Age	Country	Time
1.....	Felix Limo.....	25.....	KEN.....	2:07:02
2.....	Benjamin Maiyo.....	27.....	KEN.....	2:07:09
3.....	Daniel Njenga.....	29.....	KEN.....	2:07:14
4.....	Evans Rutto.....	27.....	KEN.....	2:07:28
5.....	Patrick Ivuti.....	27.....	KEN.....	2:07:46
6.....	Laban Kipkemboi.....	27.....	KEN.....	2:09:22
7.....	William Kipsang.....	28.....	KEN.....	2:09:49
8.....	Timothy Cherigat.....	28.....	KEN.....	2:10:34
9.....	Sammy Korir.....	33.....	KEN.....	2:10:53
10.....	John Gwako.....	27.....	KEN.....	2:12:30

### 2005 Women

#	Name	Age	Country	Time
1.....	Deena Kastor.....	32.....	USA (Mammoth Lakes, CA) .....	2:21:25
2.....	Constantina Tomescu-Dita.....	35.....	ROU.....	2:21:30
3.....	Masako Chiba.....	29.....	JPN.....	2:26:00
4.....	Colleen De Reuck.....	41.....	USA (Boulder, CO) .....	2:28:40
5.....	Eri Hayakawa.....	23.....	JPN.....	2:28:50
6.....	Blake Russell.....	30.....	USA (Marina, CA).....	2:29:10
7.....	Kathy Butler.....	31.....	GBR.....	2:30:01
8.....	Tatyana Petrova.....	22.....	RUS.....	2:31:03
9.....	Kate Smyth.....	33.....	AUS.....	2:33:42
10.....	Grazyna Syrek.....	33.....	POL.....	2:36:32

### 2004 Men

#	Name	Age	Country	Time
1.....	Evans Rutto.....	26.....	KEN.....	2:06:16
2.....	Daniel Njenga.....	28.....	KEN.....	2:07:44
3.....	Toshinari Takaoka.....	34.....	JPN.....	2:07:50
4.....	Jimmy Muindi.....	31.....	KEN.....	2:08:27
5.....	Khalid Khannouchiq.....	32.....	USA (Ossining, NY) .....	2:08:44
6.....	Marilson Dos Santos.....	27.....	BRA.....	2:08:48
7.....	Stephen Kiogora.....	29.....	KEN.....	2:09:21
8.....	Scott Westcott.....	29.....	AUS.....	2:13:08
9.....	Ben Maiyo.....	26.....	KEN.....	2:13:17
10.....	Paul Koech.....	35.....	KEN.....	2:13:20

### 2004 Women

#	Name	Age	Country	Time
1.....	Constantina Tomescu-Dita.....	34.....	ROU.....	2:23:45
2.....	Nuta Olaru.....	34.....	ROU.....	2:24:33
3.....	Svetlana Zakharova.....	34.....	RUS.....	2:25:01
4.....	Joyce Chepchumba.....	33.....	KEN.....	2:26:21
5.....	Albina Ivanova.....	27.....	RUS.....	2:28:22
6.....	Shitaye Gemechu.....	24.....	ETH.....	2:28:28
7.....	Marla Runyan.....	35.....	USA (Eugene, OR) .....	2:28:33
8.....	Derartu Tulu.....	32.....	ETH.....	2:30:21
9.....	Blake Russell.....	29.....	USA (Acton, MA).....	2:32:04
10.....	Jenny Spangler.....	41.....	USA (Gurnee, IL).....	2:33:36

### 2003 Men

#	Name	Age	Country	Time
1.....	Evans Rutto.....	25.....	KEN.....	2:05:50
2.....	Paul Koech.....	34.....	KEN.....	2:07:07
3.....	Daniel Njenga.....	27.....	KEN.....	2:07:41
4.....	Peter Chebet.....	26.....	KEN.....	2:08:43
5.....	Jimmy Muindi.....	30.....	KEN.....	2:08:57
6.....	Abdelkader El Mouaziz .....	34.....	MAR.....	2:09:38
7.....	Meb Keflezighi.....	28.....	USA (Mammoth Lakes, CA) .....	2:10:03
8.....	Hendrik Ramaala.....	31.....	RSA.....	2:10:55
9.....	Sisay Bezabeh.....	26.....	AUS.....	2:11:08
10.....	Josephat Kiprono.....	29.....	KEN.....	2:11:30

### 2003 Women

#	Name	Age	Country	Time
1.....	Svetlana Zakharova.....	33.....	RUS.....	2:23:07
2.....	Constantina Tomescu-Dita.....	33.....	ROU.....	2:23:35
3.....	Jelena Prokopcuka.....	27.....	LAT.....	2:24:53
4.....	Albina Ivanova.....	26.....	RUS.....	2:25:35
5.....	Grazyna Syrek.....	31.....	POL.....	2:26:22
6.....	Malgorzata Sobanska.....	34.....	POL.....	2:27:50
7.....	Colleen De Reuck.....	39.....	USA (Boulder, CO).....	2:28:01
8.....	Madina Biktagirova.....	39.....	RUS.....	2:28:33

#	Name	Age	Country	Time
9	Nuta Olaru	33	ROU	2:29:00
10	Deeja Youngquist	26	USA (Albuquerque, NM)	2:29:01

## 2002 Men

#	Name	Age	Country	Time
1	Khalid Khannouchi	30	USA (Ossining, NY)	2:05:56
2	Daniel Njenga	26	KEN	2:06:16
2	Toshinari Takaoka	32	JPN	2:06:16
4	Paul Tergat	33	KEN	2:06:18
5	Abdelkader El Mouaziz	33	MAR	2:06:46
6	Alan Culpepper	30	USA (Louisville, CO)	2:09:41
7	John Kagwe	33	KEN	2:10:02
8	Driss El Himer	28	FRA	2:11:51
9	Peter Githuka	33	KEN	2:12:43
10	Tobias Hiskia	25	NAM	2:13:16

## 2002 Women

#	Name	Age	Country	Time
1	Paula Radcliffe	28	GBR	2:17:18
2	Catherine Ndereba	30	KEN	2:19:26
3	Yoko Shibui	23	JPN	2:21:22
4	Svetlana Zakharova	32	RUS	2:21:31
5	Madina Biktagirova	38	RUS	2:25:20
6	Deena Drossin	29	USA (Mammoth Lakes, CA)	2:26:53
7	Obata Kayoko	30	JPN	2:28:15
8	Nuta Olaru	32	ROU	2:31:37
9	Masako Chiba	26	JPN	2:34:36
10	Jeanne Hennessy	24	USA (Mahopac, NY)	2:35:53

## 2001 Men

#	Name	Age	Country	Time
1	Ben Kimondiu	23	KEN	2:08:52
2	Paul Tergat	32	KEN	2:08:56
3	Peter Githuka	32	KEN	2:09:00
4	Mohamed Ouadi	31	FRA	2:09:26
5	Noriaki Igarashi	28	JPN	2:09:35
6	Rod DeHaven	34	USA (Madison, WI)	2:11:40
7	Ondoro Osoro	34	KEN	2:11:44
8	Shaun Creighton	33	AUS	2:11:54
9	Mitsunori Hirayama	25	JPN	2:12:25
10	Simon Mphulanyane	30	RSA	2:12:44

## 2001 Women

#	Name	Age	Country	Time
1	Catherine Ndereba	29	KEN	2:18:47
2	Elfenesh Alemu	26	ETH	2:24:54
3	Kerryn McCann	34	AUS	2:26:04
4	Malgorzata Sobanska	31	POL	2:26:08

#	Name	Age	Country	Time
5	Nives Curti	32	ITA	2:28:59
6	Kayoko Obata	30	JPN	2:32:19
7	Ichiyo Naganuma	29	JPN	2:34:02
8	Anne van Schuppen	40	NED	2:41:51
9	Karin Schoen	39	SWE	2:42:27
10	Kelly Keeler	39	USA (Bloomington, MN)	2:43:06

## 2000 Men

#	Name	Age	Country	Time
1	Khalid Khannouchi	28	USA (Ossining, NY)	2:07:01
2	Josephat Kiprono	26	KEN	2:07:29
3	Moses Tanui	35	KEN	2:07:47
4	Peter Githuka	31	KEN	2:08:02
5	Fred Kiprop	26	KEN	2:08:23
6	William Kiplagat	28	KEN	2:11:57
7	David Morris	30	USA (Albuquerque, NM)	2:12:00
8	Eric Mack	26	USA (Las Vegas, NV)	2:12:42
9	Yi Yong Kim	27	KOR	2:13:02
10	Josh Cox	25	USA (El Cajon, CA)	2:13:55

## 2000 Women

#	Name	Age	Country	Time
1	Catherine Ndereba	28	KEN	2:21:33
2	Lornah Kiplagat	26	KEN	2:22:36
3	Irina Timofeyeva	30	RUS	2:29:13
4	Elana Meyer	34	RSA	2:31:59
4	Kayoko Obata	29	JPN	2:31:59
6	Libbie Hickman	35	USA (Fort Collins, CO)	2:32:09
7	Christine Junkermann	28	USA (Woodridge, CT)	2:32:45
8	Kristy Johnston	35	USA (Shepherdstown, WV)	2:33:20
9	Marie Soderstrom	40	SWE	2:34:58
10	Ann Schaefer-Coles	35	USA (Algonquin, IL)	2:37:48

## 1999 Men

#	Name	Age	Country	Time
1	Khalid Khannouchi	27	MAR	2:05:42
2	Moses Tanui	34	KEN	2:06:16
3	Ondoro Osoro	31	KEN	2:08:00
4	David Morris	29	USA (Albuquerque, NM)	2:09:32
5	Simon Bor	30	KEN	2:09:35
6	Eder Moreno Fiahlo	26	BRA	2:09:36
7	Joseph Kahugu	28	KEN	2:09:37
8	James Kariuki	27	KEN	2:11:14
9	Simon Lopuyet	26	KEN	2:11:44
10	Thabiso Moquali	31	LES	2:12:20

**1999 Women**

#	Name	Age	Country	Time
1	Joyce Chepchumba	28	KEN	2:25:59
2	Margaret Okayo	23	KEN	2:26:00
3	Elana Meyer	33	RSA	2:27:17
4	Colleen De Reuck	35	RSA	2:27:30
5	Irina Bogacheva	38	KGZ	2:27:46
6	Libbie Hickman	34	USA (Fort Collins, CO)	2:28:34
7	Marian Sutton	36	GBR	2:28:42
8	Renata Paradowska	29	POL	2:31:59
9	Albina Galliamova	35	RUS	2:32:24
10	Kristy Johnston	34	USA (Shepherdstown, WV)	2:32:34

**1998 Men**

#	Name	Age	Country	Time
1	Ondoro Osoro	30	KEN	2:06:54
2	Khalid Khannouchi	26	MAR	2:07:19
3	Gert Thys	26	RSA	2:07:45
4	Joseph Kahugu	27	KEN	2:07:59
5	Moses Tanui	33	KEN	2:09:43
6	Eder Moreno Fiahlo	25	BRA	2:09:48
7	Philip Chirchir	29	KEN	2:09:52
8	Shinji Kawashima	32	JPN	2:10:07
9	Silvio Guerra	30	ECU	2:10:17
10	Elijah Lagat	32	KEN	2:10:33

**1998 Women**

#	Name	Age	Country	Time
1	Joyce Chepchumba	28	KEN	2:23:57
2	Colleen De Reuck	34	RSA	2:27:04
3	Elana Meyer	32	RSA	2:27:20
4	Kayoko Obata	27	JPN	2:28:39
5	Tatyana Pozdnyakova	43	UKR	2:29:25
6	Irina Bogacheva	37	KGZ	2:30:34
7	Gitte Karlshoj	39	DEN	2:31:57
8	Kristy Johnston	33	USA (Shepherdstown, WV)	2:32:37
9	Linda Somers Smith	37	USA (San Luis Obispo, CA)	2:34:21
10	Marian Sutton	35	GBR	2:35:41

**1997 Men**

#	Name	Age	Country	Time
1	Khalid Khannouchi	26	MAR	2:07:10
2	Fred Kiprop	24	KEN	2:08:19
3	Peter Ndirangu	29	KEN	2:08:46
4	Philip Chirchir	29	KEN	2:08:56
5	Patrick Muturi	28	KEN	2:08:59
6	Paul Evans	35	GBR	2:09:20
7	Jerry Lawson	32	USA (Jacksonville, FL)	2:09:35
8	Silvio Guerra	30	ECU	2:09:49

#	Name	Age	Country	Time
9	Jon Brown	26	GBR	2:10:13
10	Todd Williams	28	USA (Knoxville, TN)	2:11:17

**1997 Women**

#	Name	Age	Country	Time
1	Marian Sutton	34	GBR	2:29:03
2	Gitte Karlshoj	37	DEN	2:31:31
3	Irina Bogacheva	36	KGZ	2:32:45
4	Christine McNamara	31	USA (Boulder, CO)	2:33:08
5	Yoshiko Yamamoto	27	JPN	2:33:55
6	Debbie Kilpatrick	34	USA (Berea, OH)	2:35:05
7	Elaine Van Blunk	33	USA (Drexel Hill, PA)	2:35:49
8	Stefanija Statkuvienė	35	LTU	2:36:52
9	Ann Schaefer-Coles	32	USA (Algonquin, IL)	2:38:25
10	Lornah Kiplagat	23	KEN	2:39:13

**1996 Men**

#	Name	Age	Country	Time
1	Paul Evans	34	GBR	2:08:52
2	Jerry Lawson	30	USA (Jacksonville, FL)	2:10:04
3	Leonid Shvetsov	27	RUS	2:10:23
4	Eamonn Martin	38	GBR	2:11:21
5	Gary Staines	32	GBR	2:11:25
6	Jackson Kabiga	21	KEN	2:11:44
7	Carlos Bautista	28	MEX	2:12:18
8	Luis Reyes	27	MEX	2:13:04
9	Eddy Hellebuyck	35	BEL	2:13:19
10	Antonio Rodriguez	33	POR	2:13:27

**1996 Women**

#	Name	Age	Country	Time
1	Marian Sutton	33	GBR	2:30:41
2	Kristy Johnston	31	USA (Coos Bay, OR)	2:31:06
3	Danuta Bartoszek	35	CAN	2:33:01
4	Gitte Karlshoj	35	DEN	2:33:53
5	Irina Bogacheva	35	KGZ	2:34:36
6	Bonnie McReynolds	32	USA (Nashville, TN)	2:39:18
7	Debbie Kilpatrick	32	USA (Berea, OH)	2:39:23
8	Paivi Tikkanen	36	FIN	2:39:36
9	Ritva Lemettinen	35	FIN	2:42:00
10	Sharon Stubler	31	USA (Minnetonka, MN)	2:42:39

**1995 Men**

#	Name	Age	Country	Time
1	Eamonn Martin	35	GBR	2:11:18
2	Carlos Bautista	25	MEX	2:11:21
3	Leonid Shvetsov	26	RUS	2:11:24
4	Driss Dacha	30	MAR	2:12:05

#	Name	Age	Country	Time
5.....	Eddy Hellebuyck .....	34 .....	BEL .....	2:12:35
6.....	Luis Reyes .....	25 .....	MEX .....	2:12:51
7.....	Jesus Herrera.....	33 .....	MEX .....	2:13:18
8.....	Carlos Grisales.....	28 .....	COL .....	2:13:41
9.....	Maurilio Castillo.....	33 .....	MEX .....	2:14:17
10.....	Hector De Jesus.....	29 .....	MEX .....	2:14:27

### 1995 Women

#	Name	Age	Country	Time
1.....	Ritva Lemettinen.....	34 .....	FIN .....	2:28:27
2.....	Kim Jones .....	36 .....	USA (Spokane, WA).....	2:31:24
3.....	Danuta Bartoszek.....	34 .....	CAN .....	2:31:46
4.....	Gitte Karlshoj.....	36 .....	DEN .....	2:32:10
5.....	Marian Sutton.....	32 .....	GBR .....	2:32:36
6.....	Tatiana Ivanova.....	25 .....	RUS .....	2:34:59
7.....	Tatyana Podznyakova.....	39 .....	UKR .....	2:35:14
8.....	Kristy Johnston.....	30 .....	USA (Coos Bay, OR).....	2:35:50
9.....	Irina Bogacheva.....	34 .....	KGZ .....	2:37:26
10.....	Iglandini Gonzalez.....	29 .....	COL .....	2:37:26

### 1994 Men

#	Name	Age	Country	Time
1.....	Luiz Antonio Dos Santos .....	30 .....	BRA .....	2:11:16
2.....	Ed Eyestone.....	33 .....	USA (Bountiful, UT) .....	2:11:51
3.....	Patrick Muturi .....	21 .....	KEN .....	2:12:56
4.....	Ovidio Castilla.....	28 .....	MEX .....	2:13:09
5.....	Don Janicki.....	34 .....	USA (Louisville, CO).....	2:13:21
6.....	Hector De Jesus.....	28 .....	MEX .....	2:13:35
7.....	Jeff Jacobs.....	30 .....	USA (Roscoe, IL).....	2:13:44
8.....	Alejandro Cruz.....	26 .....	MEX .....	2:14:33
9.....	Carey Nelson.....	31 .....	CAN .....	2:15:21
10.....	Daniel Martinez.....	32 .....	USA (Placentia, CA).....	2:16:07

### 1994 Women

#	Name	Age	Country	Time
1.....	Kristy Johnston.....	29 .....	USA (Coos Bay, OR).....	2:31:34
2.....	Gitte Karlshoj.....	35 .....	DEN .....	2:31:57
3.....	Elaine Van Blunk.....	30 .....	USA (Drexel Hill, PA).....	2:32:25
4.....	Trina Painter.....	28 .....	USA (Austin, TX).....	2:35:21
5.....	Lisa Weidenbach.....	32 .....	USA (Wichita, KS).....	2:36:35
6.....	Joan Benoit Samuelson.....	37 .....	USA (Cape Elizabeth, ME).....	2:37:09
7.....	Maria Trujillo.....	35 .....	USA (Salinas, CA) .....	2:37:25
8.....	Inge Marie Nilsson.....	28 .....	SWE .....	2:39:43
9.....	Lyubov Klochko.....	35 .....	UKR .....	2:40:09
10.....	Amy Legacki.....	25 .....	USA (Ann Arbor, MI) .....	2:40:18

### 1993 Men

#	Name	Age	Country	Time
1.....	Luiz Antonio Dos Santos .....	29 .....	BRA .....	2:13:15
2.....	Eddy Hellebuyck.....	32 .....	BEL .....	2:14:40
3.....	Antoni Niemczak.....	37 .....	POL .....	2:15:07
4.....	Reynaldo Ramirez.....	28 .....	MEX .....	2:15:47
5.....	Bruce Deacon.....	26 .....	CAN .....	2:15:52
6.....	Jeff Jacobs.....	29 .....	USA (Roscoe, IL).....	2:16:00
7.....	Alfredo Vigueras.....	30 .....	MEX .....	2:16:10
8.....	Tesfaye Bekele.....	23 .....	ETH .....	2:16:18
9.....	Gumerindo Olmedo.....	29 .....	MEX .....	2:16:43
10.....	Tadeusz Lawicki.....	37 .....	POL .....	2:19:12

### 1993 Women

#	Name	Age	Country	Time
1.....	Ritva Lemettinen.....	32 .....	FIN .....	2:33:18
2.....	Linda Somers.....	32 .....	USA (Danville, CA).....	2:34:26
3.....	Silvana Pereira.....	28 .....	BRA .....	2:37:58
4.....	Danuta Bartoszek.....	32 .....	CAN .....	2:38:16
5.....	Debra Gormley.....	27 .....	USA (St. Paul, MN).....	2:42:03
6.....	Suzanne Rigg.....	29 .....	GBR .....	2:45:00
7.....	Ludmilla Ilina.....	23 .....	RUS .....	2:46:41
8.....	Noeleen Wadden.....	31 .....	CAN .....	2:47:21
9.....	Bridget Collins.....	32 .....	USA (Lisle, IL).....	2:53:07
10.....	Cynthia Woods.....	37 .....	USA (Bolingbrook, IL).....	2:54:49

### 1992 Men

#	Name	Age	Country	Time
1.....	Jose Cesar De Souza .....	29 .....	BRA .....	2:16:14
2.....	Igor Braslawsky .....	25 .....	UKR .....	2:17:30
3.....	Eddy Hellebuyck.....	31 .....	BEL .....	2:17:55
4.....	Thomas O'Gara.....	26 .....	IRL .....	2:18:05
5.....	Thomasz Gnabel.....	25 .....	POL .....	2:18:18
6.....	Roy Dooney.....	34 .....	IRL .....	2:20:25
7.....	Terefe Makonnen.....	24 .....	ETH .....	2:20:28
8.....	Tadeusz Lawicki.....	30 .....	POL .....	2:20:39
9.....	Visa Orttenvuori.....	24 .....	FIN .....	2:21:47
10.....	Kassa Balcha.....	32 .....	ETH .....	2:22:51

### 1992 Women

#	Name	Age	Country	Time
1.....	Linda Somers.....	31 .....	USA (Danville, CA).....	2:37:41
2.....	Gail Hall.....	32 .....	USA (WA) .....	2:39:38
3.....	Kirsi Valasti.....	25 .....	FIN .....	2:40:32
4.....	Ursula Noctor.....	27 .....	IRL .....	2:41:52
5.....	Emma Cabrera.....	28 .....	MEX .....	2:45:36
6.....	Betsy Schmidt.....	25 .....	USA (Chapel Hill, NC).....	2:46:49
7.....	Catriona Dowling.....	34 .....	IRL .....	2:50:24
8.....	Renata Sitek.....	31 .....	AUT .....	2:52:14

#	Name	Age	Country	Time
9	Sandra Natal	30	USA (Brooklyn, NY)	2:57:09
10	Melanie Murray	32	USA (San Francisco, CA)	2:57:25

### 1991 Men

#	Name	Age	Country	Time
1	Joseildo Rocha	26	BRA	2:14:33
2	Roy Dooney	33	IRL	2:14:39
3	Jose Santana	27	BRA	2:15:06
4	David Mora	27	USA (Bloomington, IN)	2:15:44
5	Valmir De Carvalho	32	BRA	2:16:22
6	Cholon Kim	32	KOR	2:17:00
7	Thomas O'Gara	36	IRL	2:18:27
8	David O'Keefe	31	USA (Orchard Park, NY)	2:18:30
9	Tommy Ekblom	32	FIN	2:19:13
10	Greg Meyer	36	USA (Ada, MI)	2:19:27

### 1991 Women

#	Name	Age	Country	Time
1	Midde Hamrin-Senorski	34	SWE	2:36:21
2	Kirsi Rauta	25	FIN	2:38:21
3	Silvana Pereira	26	BRA	2:40:10
4	Ursala Noctor	30	IRL	2:41:21
5	Kirsi Valasti	27	FIN	2:41:45
6	Monica Signahl	30	SWE	2:42:36
7	Patricia Griffin	30	IRL	2:42:45
8	Mary Pastillo	27	USA (Newington, CT)	2:46:12
9	Carina Leutner	31	AUT	2:50:26
10	Betsy Frick	31	USA (Norcross, VA)	2:51:05

### 1990 Men

#	Name	Age	Country	Time
1	Martin Pitayo	30	MEX	2:09:41
2	Antoni Niemczak	30	POL	2:09:41
3	Rex Wilson	30	NZL	2:10:48
4	Ake Eriksson	28	SWE	2:10:53
5	Ed Eyestone	29	USA (Bountiful, UT)	2:10:59
6	Jan Hurak	30	POL	2:11:26
7	Joaquin Pinheiro	29	POR	2:12:03
8	Osmiro Silva	29	BRA	2:12:17
9	Dionicio Ceron	25	MEX	2:12:18
10	Victor Mozgovo	29	URS	2:13:27

### 1990 Women

#	Name	Age	Country	Time
1	Aurora Cunha	31	POR	2:30:11
2	Carole Rouillard	30	CAN	2:32:28
3	Midde Hamrin	33	SWE	2:34:27
4	Helen Moros	23	NZL	2:34:37

#	Name	Age	Country	Time
5	Kellie Cathey	28	USA (Fort Collins, CO)	2:35:58
6	Mary Knisely	31	USA (Dallas, TX)	2:37:58
7	Deborah Raunig	35	USA (Grand Falls, MT)	2:38:07
8	Joy Smith	28	USA (Sugar Land, TX)	2:38:22
9	Terry Schmidt	34	USA (Stateline, NV)	2:38:42
10	Anne Roden	44	GBR	2:38:55

### 1989 Men

#	Name	Age	Country	Time
1	Paul Davis-Hale	27	GBR	2:11:25
2	Ravil Kashapov	32	URS	2:13:19
3	David Long	28	GBR	2:13:37
4	Ed Eyestone	28	USA (Bountiful, UT)	2:14:57
5	Carlos Montero	27	ESP	2:15:15
6	Tadessa Belayneh	26	ETH	2:15:19
7	Pedro Ortiz	31	COL	2:16:29
8	Gabriel Kamau	31	KEN	2:17:02
9	Eddy Hellebuyck	28	BEL	2:17:25
10	Salah Qoqaiche	22	MAR	2:18:08

### 1989 Women

#	Name	Age	Country	Time
1	Lisa Weidenbach	27	USA (Issaquah, WA)	2:28:15
2	Carla Beurskens	37	NED	2:30:24
3	Cathy O'Brien	22	USA (Boston, MA)	2:31:19
4	Maria Lelut	33	FRA	2:34:59
5	Carole Rouillard	29	CAN	2:35:20
6	Wanda Panfil	30	POL	2:35:40
7	Cassandra Mihailovic	28	FRA	2:35:44
8	Jocelyn Villetton	35	FRA	2:36:55
9	Margurite Buist	36	NZL	2:37:20
10	Kamila Gradus	22	POL	2:37:37

### 1988 Men

#	Name	Age	Country	Time
1	Alejandro Cruz	21	MEX	2:08:57
2	Yakov Tolstikov	29	URS	2:09:20
3	Richard Kaitany	32	KEN	2:09:39
4	Manuel Matias	26	POR	2:10:19
5	Mike O'Reilly	30	IRL	2:11:50
6	Steve Brace	27	GBR	2:11:50
7	Gerardo Alcala	27	MEX	2:12:11
8	Derek Froude	29	NZL	2:12:40
9	Elisio Rios	27	POR	2:12:53
10	Steve Binns	28	GBR	2:13:32

**1988 Women**

#	Name	Age	Country	Time
1.....	Lisa Weidenbach.....	26.....	USA (Issaquah, WA).....	2:29:17
2.....	Emma Scaunich.....	34.....	ITA.....	2:29:46
3.....	Paula Fudge.....	36.....	GBR.....	2:29:47
4.....	Tami Ruckle.....	26.....	AUS.....	2:31:19
5.....	Kim Jones.....	30.....	USA (Spokane, WA).....	2:32:03
6.....	Kellie Cathey.....	26.....	USA (Fort Collins, CO).....	2:32:29
7.....	Elena Tsukhlo.....	34.....	URS.....	2:33:25
8.....	Ekaterina Khramenkova.....	32.....	URS.....	2:33:36
9.....	Midde Hamrin.....	31.....	SWE.....	2:33:56
10.....	Irina Jagodina.....	24.....	URS.....	2:35:53

**1987**

A half marathon took the place of the full marathon

**1986 Men**

#	Name	Age	Country	Time
1.....	Toshihiko Seko.....	30.....	JPN.....	2:08:27
2.....	Ahmed Saleh.....	29.....	DJI.....	2:09:57
3.....	Charlie Spedding.....	34.....	GBR.....	2:10:13
4.....	Michael Musyoki.....	30.....	KEN.....	2:10:30
5.....	Herbert Steffny.....	33.....	FRG.....	2:11:17
6.....	John Burra.....	24.....	TAN.....	2:13:36
7.....	Paul Williams.....	30.....	CAN.....	2:13:59
8.....	Juergen Drescher.....	28.....	FRG.....	2:14:27
9.....	Jose Gomez.....	30.....	MEX.....	2:14:58
10.....	Rodolfo Gomez.....	35.....	MEX.....	2:15:02

**1986 Women**

#	Name	Age	Country	Time
1.....	Ingrid Kristiansen.....	30.....	NOR.....	2:27:08
2.....	Maria Lelut.....	30.....	FRA.....	2:29:51
3.....	Priscilla Welch.....	41.....	GBR.....	2:31:14
4.....	Debbie Raunig.....	31.....	USA (Grand Falls, MT).....	2:31:28
5.....	Maureen Custy.....	31.....	USA (Denver, CO).....	2:34:41
6.....	Gail Kingma.....	26.....	USA (Seattle, WA).....	2:35:43
7.....	Tuija Jousimaa.....	28.....	FIN.....	2:36:48
8.....	Karina Weber-Leutner.....	22.....	AUT.....	2:37:09
9.....	Dorothy Goertzen.....	31.....	CAN.....	2:40:34
10.....	Solweig Haryson.....	27.....	SWE.....	2:43:24

**1985 Men**

#	Name	Age	Country	Time
1.....	Steve Jones.....	30.....	GBR.....	2:07:13
2.....	Robleh Djama.....	27.....	DJI.....	2:08:08
3.....	Rob DeCastella.....	28.....	AUS.....	2:08:48
4.....	Gianni Poli.....	27.....	ITA.....	2:09:57
5.....	Ralf Salzmann.....	30.....	FRG.....	2:10:56

#	Name	Age	Country	Time
6.....	Jose Gomez.....	29.....	MEX.....	2:11:08
7.....	Don Janicki.....	25.....	USA (Mesa, AZ).....	2:11:16
8.....	Francisco Pacheco.....	24.....	MEX.....	2:11:57
9.....	Ken Martin.....	27.....	USA (Flagstaff, AZ).....	2:12:00
10.....	Henrik Jorgensen.....	23.....	DEN.....	2:12:03

**1985 Women**

#	Name	Age	Country	Time
1.....	Joan Benoit Samuelson.....	28.....	USA (Cape Elizabeth, ME).....	2:21:21
2.....	Ingrid Kristiansen.....	29.....	NOR.....	2:23:05
3.....	Rosa Mota.....	27.....	POR.....	2:23:29
4.....	Carla Beurskens.....	33.....	NED.....	2:27:50
5.....	Veronique Marot.....	30.....	GBR.....	2:28:04
6.....	Glenys Quick.....	27.....	NZL.....	2:31:44
7.....	Mary O'Connor.....	30.....	NZL.....	2:33:41
8.....	Maria Lelut.....	29.....	FRA.....	2:34:02
9.....	Sylvie Bornet.....	25.....	FRA.....	2:34:05
10.....	Rita Borralho.....	31.....	POR.....	2:36:03

**1984 Men**

#	Name	Age	Country	Time
1.....	Steve Jones.....	29.....	GBR.....	2:08:05
2.....	Carlos Lopes.....	37.....	POR.....	2:09:06
3.....	Rob De Castella.....	27.....	AUS.....	2:09:09
4.....	Gabriel Kamau.....	26.....	KEN.....	2:10:05
5.....	Geoff Smith.....	30.....	GBR.....	2:10:08
6.....	Martin Pitayo.....	24.....	MEX.....	2:10:29
7.....	Jerry Kiernan.....	31.....	IRL.....	2:12:24
8.....	Kjell-Eric Stahl.....	38.....	SWE.....	2:14:16
9.....	Agapius Masong.....	22.....	TAN.....	2:14:23
10.....	Cor Lambregts.....	26.....	NED.....	2:14:46

**1984 Women**

#	Name	Age	Country	Time
1.....	Rosa Mota.....	26.....	POR.....	2:26:01
2.....	Lisa Martin.....	24.....	AUS.....	2:27:40
3.....	Ingrid Kristiansen.....	28.....	NOR.....	2:30:21
4.....	Dorthe Rasmussen.....	24.....	DEN.....	2:30:42
5.....	Lisa Weidenbach.....	22.....	USA (Troy, MI).....	2:31:31
6.....	Glenys Quick.....	26.....	NZL.....	2:32:53
7.....	Regina Joyce.....	27.....	IRL.....	2:35:05
8.....	Jacqueline Gareau.....	31.....	CAN.....	2:35:33
9.....	Rita Borralho.....	30.....	POR.....	2:35:43
10.....	Magda Ilands.....	34.....	BEL.....	2:36:04



**1983 Men**

#	Name	Age	Country	Time
1.....	Joseph Nzau.....	33.....	KEN.....	2:09:44.3
2.....	Hugh Jones.....	27.....	GBR.....	2:09:44.8
3.....	Simeon Kigen.....	22.....	KEN.....	2:10:51
4.....	Agapius Masong.....	21.....	TAN.....	2:11:57
5.....	Christoph Herle.....	27.....	FRG.....	2:12:15
6.....	Gianni Poli.....	25.....	ITA.....	2:12:34
7.....	Tom Raunig.....	24.....	USA (Eugene, OR).....	2:12:55
8.....	Gabriel Kamau.....	25.....	KEN.....	2:14:20
9.....	Jeff Wells.....	29.....	USA (Dallas, TX).....	2:15:45
10.....	Henrik Jorgenson.....	21.....	DEN.....	2:15:59

**1983 Women**

#	Name	Age	Country	Time
1.....	Rosa Mota.....	25.....	POR.....	2:31:12
2.....	Jacqueline Gareau.....	30.....	CAN.....	2:31:36
3.....	Dorthe Rasmussen.....	23.....	DEN.....	2:31:45
4.....	Anne Audain.....	27.....	NZL.....	2:32:15
5.....	Karen Dunn.....	20.....	USA (Durham, NH).....	2:34:24
6.....	Lisa Weidenbach.....	21.....	USA (Troy, MI).....	2:34:55
7.....	Ann Marie Malone.....	23.....	CAN.....	2:36:23
8.....	Nancy Conz.....	26.....	USA (East Hampton, MA).....	2:36:44
9.....	Rita Marchisio.....	33.....	ITA.....	2:37:29
10.....	Carol Urish.....	31.....	USA (Houston, TX).....	2:37:57

**1982 Men**

#	Name	Age	Country	Time
1.....	Greg Meyer.....	27.....	USA (Wellesley, MA).....	2:10:59
2.....	Joseph Nzau.....	32.....	KEN.....	2:11:40
3.....	John Halbersadt.....	33.....	RSA.....	2:11:46
4.....	David Edge.....	27.....	CAN.....	2:12:25
5.....	Randy Thomas.....	29.....	USA (Newton Falls, MA).....	2:12:33
6.....	Gian Paolo Messina.....	25.....	ITA.....	2:12:42
7.....	Ed Mendoza.....	29.....	USA (Flagstaff, AZ).....	2:12:47
8.....	Karel Lismont.....	33.....	BEL.....	2:13:02
9.....	Duncan MacDonald.....	33.....	USA (Menlo Park, CA).....	2:13:07
10.....	Mike Hurd.....	36.....	GBR.....	2:13:17

**1982 Women**

#	Name	Age	Country	Time
1.....	Nancy Conz.....	25.....	USA (East Hampton, MA).....	2:33:23
2.....	Karen Dunn.....	19.....	USA (Durham, NH).....	2:34:40
3.....	Glenys Quick.....	24.....	NZL.....	2:36:50
4.....	Eileen Claugus.....	27.....	USA (Sacramento, CA).....	2:37:16
5.....	Shirley Finken.....	24.....	USA (Sommerset, NJ).....	2:41:16
6.....	Cindy Dalrymple.....	40.....	USA (New York, NY).....	2:43:35
7.....	Tina Grandy.....	29.....	USA (Minneapolis, MN).....	2:44:06
8.....	Jan Arenz.....	32.....	USA (St. Paul, MN).....	2:44:51

#	Name	Age	Country	Time
9.....	Beverly Roland-Miller.....	25.....	USA (Macomb, IL).....	2:46:50
10.....	Charlene Groet.....	34.....	USA (De Motte, IN).....	2:48:15

**1981 Men**

#	Name	Age	Country	Time
1.....	Phillip Coppess.....	27.....	USA (Clinton, IA).....	2:16:13
2.....	Tony Shockency.....	25.....	USA (Minneapolis, MN).....	2:17:15
3.....	Frank Shorter.....	33.....	USA (Boulder, CO).....	2:17:27
4.....	Robert Busby.....	32.....	USA (Warrensburg, MO).....	2:17:44
5.....	Dave Hinz.....	25.....	USA (Plymouth, MI).....	2:18:03
6.....	Kevin Higdon.....	22.....	USA (Chicago, IL).....	2:19:37
7.....	Joe Sheeran.....	23.....	USA (Grayslake, IL).....	2:20:15
8.....	Gary Bjorklund.....	30.....	USA (Minneapolis, MN).....	2:20:26
9.....	Gerald Krane.....	29.....	USA (East Lansing, MI).....	2:22:22
10.....	John Wellerding.....	27.....	USA (Bettendorf, IA).....	2:23:35

**1981 Women**

#	Name	Age	Country	Time
1.....	Tina Gandy.....	28.....	USA (Des Moines, IA).....	2:49:39
2.....	Charlene Groet.....	33.....	USA (De Motte, IN).....	2:56:33
3.....	Betty Johnny.....	33.....	USA (Chicago, IL).....	2:58:05
4.....	Betty Hite.....	35.....	USA (North Webster, IN).....	2:58:58
5.....	Sue Petersen.....	37.....	USA (Laguna Beach, CA).....	2:59:16
6.....	Karen Bukowski.....	25.....	USA (Chicago, IL).....	3:04:47
7.....	Moo Thorpe.....	24.....	USA (Santa Fe, NM).....	3:05:40
8.....	Jayne Schiff.....	25.....	USA (Chicago, IL).....	3:06:43
9.....	Patricia Elmer.....	27.....	USA (Des Plaines, IL).....	3:06:46
10.....	Peggy McAleer.....	31.....	USA (Chicago, IL).....	3:08:38

**1980 Men**

#	Name	Age	Country	Time
1.....	Frank Richardson.....	25.....	USA (Ames, IA).....	2:14:04
2.....	Chuck Smead.....	28.....	USA (Santa Paula, CA).....	2:16:47
3.....	Joseph Sheeran.....	22.....	USA (Charleston, IL).....	2:19:12
4.....	Duane Spitz.....	31.....	USA (Holt, MI).....	2:19:55
5.....	Gordon Minty.....	32.....	USA (East Lansing, MI).....	2:21:24
6.....	John Wellerding.....	26.....	USA (Bettendorf, IA).....	2:21:37
7.....	Jim Macnider.....	29.....	USA (Roselle, IL).....	2:22:07
8.....	Kurt Shallenberger.....	25.....	USA (Chicago, IL).....	2:22:52
9.....	Frank Shorter.....	32.....	USA (Boulder, CO).....	2:23:38
10.....	Veli Bali.....	31.....	TUR.....	2:24:07

**1980 Women**

#	Name	Age	Country	Time
1.....	Sue Petersen.....	36.....	USA (Laguna Beach, CA).....	2:45:03
2.....	Sue Henderson.....	33.....	USA (Boulder, CO).....	2:49:43
3.....	Marilyn Bevans.....	30.....	USA (Baltimore, MD).....	3:00:43
4.....	Bonnie Payne.....	33.....	USA (Hinsdale, IL).....	3:01:00

#	Name	Age	Country	Time
5.....	Diane Sims Page.....	36.....	USA (Highland Park, IL) .....	3:01:00
6.....	Melissa Uchitelle .....	23.....	USA (New Orleans, LA) .....	3:05:39
7.....	Helen Dick.....	56.....	USA (Los Angeles, CA).....	3:08:48
8.....	Ada Letinsky.....	42.....	CAN .....	3:10:58
9.....	Maryanne Joyce.....	28.....	USA (Chicago, IL).....	3:12:45
10.....	Matilee Christman.....	49.....	USA (Des Plaines, IL) .....	3:14:11

### 1979 Men

#	Name	Age	Country	Time
1.....	Dan Cloeter.....	25.....	USA (Norfolk, NE) .....	2:23:20
2.....	Mike Healer.....	25.....	USA (St. Petersburg, FL).....	2:27:36
3.....	Patrick Chmiel.....	34.....	USA (Miami, FL).....	2:33:51
4.....	Antonio Peso.....	28.....	USA (Mt. Prospect, IL).....	2:36:21
5.....	Rick Wilson.....	22.....	USA (Frankfort, IL).....	2:36:40
6.....	Don White.....	22.....	USA (Montgomery, IL).....	2:38:56
7.....	Jon Eggers.....	23.....	USA (Lincoln, NE).....	2:39:22
8.....	John Wellerding.....	25.....	USA (Bettendorf, IA).....	2:40:00
#	Name	Age	Country	Time
9.....	Robert Prince.....	24.....	USA (Hinsdale, IL).....	2:40:20
10.....	Thomas Benedict.....	35.....	USA (Park Ridge, IL) .....	2:43:03

### 1979 Women

#	Name	Age	Country	Time
1.....	Laura Michalek.....	15.....	USA (Berwyn, IL) .....	3:15:45
2.....	Lynae Larson.....	23.....	USA (Brookings, SD) .....	3:16:45
3.....	Marilyn Reinhardt.....	28.....	USA (Indianapolis, IN).....	3:17:40
4.....	Diane Sims Page.....	35.....	USA (Highland Park, IL) .....	3:26:05
5.....	Helen Rea.....	19.....	USA (West Lafayette, IN) .....	3:29:45
6.....	Susie Sandstrom.....	21.....	USA (Wheaton, IL).....	3:30:20
7.....	Charlene Groet.....	32.....	USA (De Motte, IN).....	3:30:50
8.....	Edna Craig.....	30.....	USA (Ft. Lauderdale, FL).....	3:31:05
9.....	Lorraine Norgle.....	41.....	USA (Elmhurst, IL).....	3:37:20
10.....	Joan Hirt.....	27.....	USA (Bolingbrook, IL).....	3:43:50

### 1978 Men

#	Name	Age	Country	Time
1.....	Mark Stanforth.....	28.....	USA (Phoenix, AZ).....	2:19:20
2.....	Barney Klecker.....	27.....	USA (Chaska, MN).....	2:24:13
3.....	Dan Cloeter.....	24.....	USA (Norfolk, NE) .....	2:24:33
4.....	Blair Bertaccini.....	24.....	USA (Litchfield, IL).....	2:26:31
5.....	Dean Reinke.....	25.....	USA (Bloomington, IN).....	2:26:55
6.....	Pat Chmiel.....	33.....	USA (Miami, FL).....	2:27:22
7.....	Les Myers.....	23.....	USA (Mackinaw, IL).....	2:29:39
8.....	Robert Brown.....	23.....	USA (Chicago, IL).....	2:30:08
9.....	Thomas Blumer.....	23.....	USA (Cincinnati, OH) .....	2:30:08
10.....	John Been.....	24.....	USA (Chicago Heights, IL).....	2:30:33

### 1978 Women

#	Name	Age	Country	Time
1.....	Lynae Larson.....	24.....	USA (Brookings, SD) .....	2:59:25
2.....	Karen Doppes.....	22.....	USA (Cincinnati, OH).....	3:13:20
3.....	Debbie Hartsock.....	25.....	USA (Collegedale, TN).....	3:13:25
4.....	Marion Burchfield.....	42.....	USA (Glenwood, IL) .....	3:20:00
5.....	Martha McCafferty.....	28.....	USA (Great Falls, IL) .....	3:22:45
6.....	Susan Grossman.....	26.....	USA (Skokie, IL).....	3:25:00
7.....	Mary Logan.....	38.....	USA (Delafield, WI).....	3:26:00
8.....	Samatha Danner.....	30.....	USA (Chicago, IL).....	3:28:35
9.....	Lydi Pallares.....	39.....	USA (Miami, FL).....	3:29:35
10.....	Sonja Liems.....	32.....	USA (Niles, IL).....	3:29:55

### 1977 Men

#	Name	Age	Country	Time
1.....	Dan Cloeter.....	23.....	USA (Fort Wayne, IN).....	2:17:52
2.....	Jim Macnider.....	26.....	USA (Hoffman Estates, IL).....	2:22:49
3.....	Dave Elger.....	24.....	USA (Muskegon, WI) .....	2:25:25
4.....	Steven Flanagan.....	28.....	USA (East Lansing, MI).....	2:26:47
#	Name	Age	Country	Time
5.....	Gary Barrett.....	28.....	USA (Naperville, IL).....	2:27:41
6.....	Walter Crawford.....	28.....	USA (Chicago, IL).....	2:28:00
7.....	Patrick Davis.....	31.....	USA (Mokena, IL).....	2:30:18
8.....	Ken Burke.....	22.....	USA (Lockport, IL).....	2:30:30
9.....	Roger Rouiller.....	39.....	USA (Lockport, IL).....	2:31:58
10.....	William Van Dyke.....	33.....	USA (Evanston, IL).....	2:32:49

### 1977 Women

#	Name	Age	Country	Time
1.....	Dorothy Doolittle.....	30.....	USA (Austin, TX) .....	2:50:47
2.....	Marilyn Bevans.....	27.....	USA (Baltimore, MD).....	2:54:56
3.....	Lynn Johnson.....	31.....	USA (Brookings, SD) .....	2:58:53
4.....	Cheryl Flanagan.....	26.....	USA (East Lansing, MI).....	2:58:53
5.....	Penny DeMoss.....	25.....	USA (Los Altos, CA).....	3:10:37
6.....	Ellen O'Malley.....	15.....	USA (Hinsdale, IL).....	3:11:04
7.....	Sue Ellen Trapp.....	31.....	USA (Lehigh, FL).....	3:14:09
8.....	Mary Burns.....	20.....	USA (Iowa City, IA).....	3:15:31
9.....	Diana McIntosh.....	34.....	USA (Winnetka, IL).....	3:30:36
10.....	Andrea Arena.....	26.....	ITA .....	3:33:42

\* Official results as of September 2015. Result standings are subject to change in accordance with International Athletics Association Federations (IAAF) Anti-Doping Rules and Regulations.

\*\*As a result of a doping violation, the International Athletics Association Federations (IAAF) announced in 2015 that the 2009-2012 results of Liliya Shobukhova have been annulled. The official results of the Bank of America Chicago Marathon reflect this change.



## Top 5 wheelchair finishers (1984-2014)

### 2014 Men

#	Name	Age	Country	Time
1.....	Joshua George.....	30.....	USA (Champaign, IL).....	1:32:12
2.....	Kurt Fearnley.....	33.....	AUS.....	1:32:13
3.....	Ernst Van Dyk.....	41.....	RSA.....	1:32:13
4.....	Tomasz Hamerlak.....	39.....	POL.....	1:32:15
5.....	Kota Hokinoue.....	40.....	JPN.....	1:32:16

### 2014 Women

#	Name	Age	Country	Time
1.....	Tatyana McFadden.....	25.....	USA (Champaign, IL).....	1:44:50
2.....	Manuela Schar.....	29.....	SUI.....	1:45:12
3.....	Amanda McGrory.....	28.....	USA (Champaign, IL).....	1:45:55
4.....	Chelsea McClammer.....	20.....	USA (Champaign, IL).....	1:45:55
5.....	Sandra Graf.....	44.....	SUI.....	1:46:15

### 2013 Men

#	Name	Age	Country	Time
1.....	Ernst Van Dyk.....	40.....	RSA.....	1:30:37
2.....	Kurt Fearnley.....	32.....	AUS.....	1:30:38
2.....	Joshua George.....	29.....	USA (Champaign, IL).....	1:30:38
4.....	Heinz Frei.....	55.....	SUI.....	1:30:41
5.....	Josh Cassidy.....	28.....	CAN.....	1:33:30

### 2013 Women

#	Name	Age	Country	Time
1.....	Tatyana McFadden.....	24.....	USA (Champaign, IL).....	1:42:35
2.....	Manuela Schär.....	28.....	SUI.....	1:42:37
3.....	Amanda McGrory.....	27.....	USA (Champaign, IL).....	1:42:55
4.....	Shirley Reilly.....	28.....	USA (Tucson, AZ).....	1:49:30
5.....	Christie Dawes.....	33.....	AUS.....	1:49:31

### 2012 Men

#	Name	Age	Country	Time
1.....	Josh Cassidy.....	27.....	CAN.....	1:32:58
2.....	Adam Bleakney.....	37.....	USA (Savoy, IL).....	1:34:23
3.....	Joshua George.....	28.....	USA (Champaign, IL).....	1:36:06
4.....	Aaron Pike.....	26.....	USA (Champaign, IL).....	1:39:08
5.....	Brian Siemann.....	23.....	USA (Savoy, IL).....	1:47:25

### 2012 Women

#	Name	Age	Country	Time
1.....	Tatyana McFadden.....	23.....	USA (Champaign, IL).....	1:49:52
2.....	Susannah Scaroni.....	21.....	USA (Champaign, IL).....	1:56:30
3.....	Kelsey Lefevour.....	23.....	USA (Savoy, IL).....	2:20:02
4.....	Chelsea McClammer.....	18.....	USA (Champaign, IL).....	2:30:00
5.....	Jill Moore.....	19.....	USA (Champaign, IL).....	2:37:12

### 2011 Men

#	Name	Age	Country	Time
1.....	Kurt Fearnley.....	30.....	AUS.....	1:29:18
2.....	Heinz Frei.....	53.....	SUI.....	1:29:23
3.....	Joshua George.....	27.....	USA (Champaign, IL).....	1:29:23
4.....	Josh Cassidy.....	26.....	CAN.....	1:29:24
5.....	Adam Bleakney.....	36.....	USA (Champaign, IL).....	1:29:58

### 2011 Women

#	Name	Age	Country	Time
1.....	Tatyana McFadden.....	22.....	USA (Champaign, IL).....	1:45:03
2.....	Christine Dawes.....	31.....	AUS.....	1:47:04
3.....	Diane Roy.....	38.....	CAN.....	1:47:14
4.....	Shirley Reilly.....	26.....	USA (Tucson, AZ).....	1:47:56
5.....	Jessica Galli.....	26.....	USA (Savoy, IL).....	1:58:20

### 2010 Men

#	Name	Age	Country	Time
1.....	Heinz Frei.....	52.....	SUI.....	1:26:56
2.....	Masazumi Soejima.....	40.....	JPN.....	1:28:01
3.....	Rafael Botello Jimenez.....	31.....	ESP.....	1:28:46
4.....	Ernst Van Dyke.....	37.....	RSA.....	1:32:43
5.....	Saul Mendoza.....	43.....	MEX.....	1:36:04

### 2010 Women

#	Name	Age	Country	Time
1.....	Amanda McGrory.....	24.....	USA (Savoy, IL).....	1:47:25
2.....	Wakako Tsuchida.....	35.....	JPN.....	1:47:27
3.....	Tatyana McFadden.....	21.....	USA (Clarksville, MD).....	1:56:11
4.....	Anjali Forber Pratt.....	26.....	USA (Champaign, IL).....	2:02:05
5.....	Margaret Frederick.....	20.....	USA (Champaign, IL).....	2:43:45

### 2009 Men

#	Name	Age	Country	Time
1.....	Kurt Fearnley.....	28.....	AUS.....	1:29:09
2.....	Masazumi Soejima.....	39.....	JPN.....	1:30:58
3.....	Krige Schabert.....	46.....	USA (Cedartown, GA).....	1:34:28
4.....	Rafael Botello Jimenez.....	30.....	ESP.....	1:39:56
5.....	Tony Iniguez.....	39.....	USA (Savoy, IL).....	1:40:00

### 2009 Women

#	Name	Age	Country	Time
1.....	Tatyana McFadden.....	20.....	USA (Champaign, IL).....	1:50:47
2.....	Diane Roy.....	38.....	CAN.....	1:50:49
3.....	Amanda McGrory.....	23.....	USA (Champaign, IL).....	1:50:49
4.....	Shelly Woods.....	23.....	GBR.....	1:50:50
5.....	Christie Dawes.....	29.....	AUS.....	1:50:50

**2008 Men**

#	Name	Age	Country	Time
1.....	Kurt Fearnley.....	27.....	AUS.....	1:30:16
2.....	Masazumi Soejima.....	38.....	JPN.....	1:32:30
3.....	Krige Schabort.....	45.....	USA (Cedartown, GA).....	1:36:21
4.....	Tony Iniguez.....	38.....	USA (Bolingbrook, IL).....	1:38:57
5.....	Aaron Pike.....	22.....	USA (Champaign, IL).....	1:38:57

**2008 Women**

#	Name	Age	Country	Time
1.....	Amanda McGrory.....	22.....	USA (Champaign, IL).....	1:55:12
2.....	Cheri Blauwet.....	28.....	USA (Boston, MA).....	1:55:34

Only two women competed in the Wheelchair Division

**2007 Men**

#	Name	Age	Country	Time
1.....	Kurt Fearnley.....	26.....	AUS.....	1:28:06
2.....	Krige Schabort.....	44.....	RSA.....	1:28:07
3.....	Tony Iniguez.....	37.....	USA (Bolingbrook, IL).....	1:44:23
4.....	Jeff Fisher.....	50.....	USA (Medina, OH).....	1:44:38
5.....	Santiago Sanz.....	27.....	ESP.....	1:46:13

**2007 Women**

#	Name	Age	Country	Time
1.....	Amanda McGrory.....	21.....	USA (Champaign, IL).....	1:45:27
2.....	Jessica Galli.....	23.....	USA (Savoy, IL).....	2:01:23

Only two women competed in the Wheelchair Division

**2006 Men**

#	Name	Age	Country	Time
1.....	Joshua George.....	22.....	USA (Champaign, IL).....	1:38:31
2.....	Saul Mendoza.....	39.....	USA (Wimberley, TX).....	1:38:32
3.....	Krige Schabort.....	43.....	RSA.....	1:38:33
4.....	Tyler Byers.....	24.....	USA (Reston, VA).....	1:41:48
5.....	Pierre Samuelsson.....	44.....	SWE.....	1:44:38

**2006 Women**

#	Name	Age	Country	Time
1.....	Miriam Ladner.....	29.....	USA (Urbana, IL).....	2:04:21

Only one woman competed in the Wheelchair Division

**2005 Men**

#	Name	Age	Country	Time
1.....	Krige Schabort.....	42.....	RSA.....	1:29:40
2.....	Scot Hollonbeck.....	35.....	USA (Atlanta, GA).....	1:30:34
3.....	Franz Nietlispach.....	47.....	SUI.....	1:30:49
4.....	Adam Bleakney.....	30.....	USA (Urbana, IL).....	1:39:19
5.....	Joshua George.....	21.....	USA (Urbana, IL).....	1:40:30

**2005 Women**

#	Name	Age	Country	Time
1.....	Miriam Ladner.....	28.....	USA (Urbana, IL).....	2:01:37
2.....	Jessica Galli.....	21.....	USA (Urbana, IL).....	2:05:06

Only two women competed in the Wheelchair Division

**2004 Men**

#	Name	Age	Country	Time
1.....	Joshua George.....	20.....	USA (Urbana, IL).....	1:36:13
2.....	Adam Bleakney.....	29.....	USA (Urbana, IL).....	1:40:01
3.....	Tony Iniguez.....	34.....	USA (Naperville, IL).....	1:42:32
4.....	Kevin Hosea.....	19.....	USA (Loveland, OH).....	2:03:11
5.....	Ryan Myers.....	24.....	USA (Smithfield, VA).....	2:13:14

**2004 Women**

#	Name	Age	Country	Time
1.....	Miriam Nibley.....	26.....	USA (Savoy, IL).....	2:05:51

Only one woman competed in the Wheelchair Division

**2003 Men**

#	Name	Age	Country	Time
1.....	Joshua George.....	19.....	USA (Urbana, IL).....	1:41:01
2.....	Joseph Miller.....	30.....	USA (Urbana, IL).....	1:59:38
3.....	Brad Schramel.....	32.....	USA (Naperville, IL).....	2:45:56

Only three men competed in the Wheelchair Division

**2003 Women**

#	Name	Age	Country	Time
1.....	Christina Ripp.....	23.....	USA (Savoy, IL).....	1:56:33
2.....	Miriam Nibley.....	26.....	USA (Savoy, IL).....	1:57:46

Only two women competed in the Wheelchair Division

**2002 Men**

#	Name	Age	Country	Time
1.....	Adam Bleakney.....	27.....	USA (Savoy, IL).....	1:40:14
2.....	Tony Iniguez.....	32.....	USA (Aurora, IL).....	1:40:16
3.....	Paul Nunnari.....	29.....	AUS.....	1:40:18
4.....	Joshua George.....	18.....	USA (Herndon, VA).....	1:56:49
5.....	Joe Miller.....	29.....	USA (Urbana, IL).....	2:15:07

**2002 Women**

#	Name	Age	Country	Time
1.....	Tricia Downing.....	33.....	USA (Denver, CO).....	1:52:20
2.....	Holly Koester.....	42.....	USA (Cleveland, OH).....	2:26:51

Only two women competed in the Wheelchair Division

**2001 Men**

#	Name	Age	Country	Time
1.....	Tony Iniguez.....	31.....	USA (Aurora, IL).....	1:37:59

#	Name	Age	Country	Time
2.....	Mathieu Blanchette.....	24.....	CAN.....	1:47:45
3.....	Jeff Fisher.....	44.....	USA (Medina, OH).....	1:54:22
4.....	Thomas Gorman.....	45.....	USA (Littlestown, PA).....	1:57:24
5.....	Patrick Doak.....	33.....	USA (Cumming, GA).....	1:57:52

### 2001 Women

#	Name	Age	Country	Time
1.....	Christina Ripp.....	21.....	USA (Urbana, IL).....	1:56:58
2.....	Stephanie Wheeler.....	20.....	USA (Champaign, IL).....	1:58:35
3.....	Holly Koester.....	41.....	USA (Cleveland, OH).....	3:11:46

Only three women competed in the Wheelchair Division

### 2000 Men

#	Name	Age	Country	Time
1.....	Tony Iniguez.....	30.....	USA (Aurora, IL).....	1:41:00
2.....	Michel Filteau.....	33.....	CAN.....	1:41:03
3.....	Daniel Normandin.....	29.....	CAN.....	1:50:06
4.....	James Lilly.....	30.....	USA (Brookfield, IL).....	1:52:17
5.....	Chad Johnson.....	25.....	USA (Muncie, IN).....	1:52:31

### 2000 Women

No women competed in the Wheelchair Division

### 1999 Men

#	Name	Age	Country	Time
1.....	Saul Mendoza.....	32.....	USA (Snellville, GA).....	1:37:03
2.....	Tony Iniguez.....	29.....	USA (Aurora, IL).....	1:43:42
2.....	Adam Bleakney.....	24.....	USA (Savoy, IL).....	1:43:42
4.....	Kris Kreutzmann.....	32.....	USA (Menominee, WI).....	1:54:27
5.....	Joe Hidler.....	27.....	USA (Evanston, IL).....	1:54:34

### 1999 Women

#	Name	Age	Country	Time
1.....	Miriam Nibley.....	22.....	USA (Champaign, IL).....	2:03:44
2.....	Teresa Brandenburg.....	24.....	USA (Champaign, IL).....	2:04:49
3.....	Candace Cable.....	45.....	USA (Truckee, CA).....	2:06:55
4.....	Sylvie Potvin.....	27.....	CAN.....	2:22:18
5.....	Denise Fortier.....	35.....	CAN.....	2:23:07

### 1998 Men

#	Name	Age	Country	Time
1.....	Franz Nietlispach.....	40.....	SUI.....	1:34:22
2.....	Saul Mendoza.....	31.....	USA (Snellville, GA).....	1:34:23
3.....	Scot Hollonbeck.....	28.....	USA (Atlanta, GA).....	1:34:24
4.....	Krige Schabert.....	35.....	RSA.....	1:34:26
5.....	Clayton Peters.....	24.....	USA (Champaign, IL).....	1:40:09

### 1998 Women

#	Name	Age	Country	Time
1.....	Candace Cable.....	44.....	USA (Truckee, CA).....	1:58:32
2.....	Colette Bourgonje.....	36.....	CAN.....	2:00:31
3.....	Mariam Nibley.....	21.....	USA (Champaign, IL).....	2:03:13
4.....	Sylvie Potvin.....	26.....	CAN.....	2:15:00
5.....	Patricia Brown.....	21.....	USA (Atlanta, GA).....	2:19:42

### 1997 Men

#	Name	Age	Country	Time
1.....	Saul Mendoza.....	30.....	USA (Snellville, GA).....	1:37:42
2.....	Miguel Such.....	23.....	USA (Wilkes-Barre, PA).....	1:44:05
3.....	James Iniguez.....	27.....	USA (Morris, IL).....	1:51:34
4.....	Kris Kreutzmann.....	30.....	USA (Milwaukee, WI).....	1:51:42
5.....	James Lilly.....	27.....	USA (Brookfield, IL).....	1:53:12

### 1997 Women

#	Name	Age	Country	Time
1.....	Candace Cable.....	43.....	USA (Truckee, CA).....	1:57:32
2.....	Julia Wallace.....	33.....	USA (Roswell, GA).....	1:58:52
3.....	Teresa Brandenburg.....	22.....	USA (Champaign, IL).....	2:01:30
4.....	Miriam Nibley.....	20.....	USA (Champaign, IL).....	2:04:59
5.....	Diana McClure.....	50.....	USA (Charleston, WV).....	2:42:24

### 1996 Men

#	Name	Age	Country	Time
1.....	Jacob Heilveil.....	28.....	USA (Bothell, WA).....	1:39:57
2.....	Tony Iniguez.....	26.....	USA (Morris, IL).....	1:40:01
3.....	Kris Kreutzmann.....	29.....	USA (Milwaukee, WI).....	1:51:14
4.....	Ramiro Bermudez.....	37.....	USA (Houston, TX).....	1:58:04
5.....	Jim Fouts.....	49.....	USA (Seymour, IN).....	2:02:56

### 1996 Women

#	Name	Age	Country	Time
1.....	Ann Walters.....	27.....	USA (Savoy, IL).....	1:52:13
2.....	Candace Cable.....	42.....	USA (Truckee, CA).....	2:05:25
3.....	Tracey Ferguson.....	22.....	USA (Champaign, IL).....	2:05:39
4.....	Miriam Nibley.....	19.....	USA (Champaign, IL).....	2:08:56
5.....	Julia Wallace.....	34.....	USA (Rumson, NJ).....	2:16:51

### 1995 Men

#	Name	Age	Country	Time
1.....	James Briggs.....	23.....	USA (Champaign, IL).....	1:37:12
1.....	Scot Hollonbeck.....	25.....	USA (Champaign, IL).....	1:37:12
3.....	Tony Iniguez.....	25.....	USA (Brookfield, IL).....	1:38:15
4.....	James Lilly.....	25.....	USA (Chicago, IL).....	1:54:17
5.....	Kris Kreutzmann.....	28.....	USA (Milwaukee, WI).....	1:55:20

**1995 Women**

#	Name	Age	Country	Time
1	Ann Walters	26	USA (Champaign, IL)	1:57:27
2	Candace Cable	41	USA (Truckee, CA)	1:58:14
3	Ruth Munez	21	USA (Champaign, IL)	2:03:45
4	Tracey Furguson	21	USA (Champaign, IL)	2:03:46
5	Cecelia Perkins	20	USA (Champaign, IL)	2:34:24

**1994 Men**

#	Name	Age	Country	Time
1	James Briggs	22	USA (Champaign, IL)	1:32:14
2	Scot Hollonbeck	24	USA (Champaign, IL)	1:32:15
3	Tony Iniguez	28	USA (Summit, IL)	1:43:25
4	James Lilly	24	USA (Summit, IL)	1:53:47
5	Tony Possehl	35	USA (Frontenac, MN)	1:54:14

**1994 Women**

#	Name	Age	Country	Time
1	Ann Walters	25	USA (Champaign, IL)	1:59:45
2	Ruth Nunez	20	USA (Champaign, IL)	1:59:45
3	Rene Johnston	15	USA (St. Charles, MO)	3:04:04

*Only three women competed in the Wheelchair Division*

**1993 Men**

#	Name	Age	Country	Time
1	James Briggs	22	USA (Champaign, IL)	1:42:03
2	Tony Iniguez	27	USA (Summit, IL)	1:43:43
3	James Lilly	23	USA (Summit, IL)	1:47:40
4	Don Dowling	43	USA (Eureka, MO)	1:56:13
5	James Fouts	46	USA (Seymour, IN)	2:08:09

**1993 Women**

#	Name	Age	Country	Time
1	Ann Walters	24	USA (Champaign, IL)	1:57:34
2	Carol Hetherington	22	USA (Urbana, IL)	1:59:35

*Only two women competed in the Wheelchair Division*

**1992 Men**

#	Name	Age	Country	Time
1	Vern Achenbach	50	USA (Birmingham, AL)	1:44:28
2	Tony Iniguez	23	USA (Champaign, IL)	1:52:15
3	Marty Morse	38	USA (Urbana, IL)	1:59:36
4	Bart Bardwell	45	USA (Sterwartville, MN)	1:59:58
5	Peter Declava	28	USA (Dallas, TX)	2:01:56

**1992 Women**

#	Name	Age	Country	Time
1	Ann Walters	23	USA (Champaign, IL)	1:44:29

*Only one woman competed in the Wheelchair Division*

**1991 Men**

#	Name	Age	Country	Time
1	Philippe Couprie	28	FRA	1:41:21
2	James Briggs	19	USA (Champaign, IL)	1:47:06
3	Scot Hollonbeck	21	USA (Champaign, IL)	1:49:32
4	Kevin Orr	23	USA (Champaign, IL)	1:49:32
5	Jeffrey Muralt	25	USA (Birmingham, AL)	1:53:51

**1991 Women**

#	Name	Age	Country	Time
1	Ann Walters	22	USA (Champaign, IL)	1:57:17
2	Carol Hetherington	21	USA (Urbana, IL)	2:00:12
3	Maura McVan	20	USA (Champaign, IL)	2:21:03
4	Amy Gregson	27	USA (Champaign, IL)	2:22:41
5	Mary Thompson	Unknown	USA (San Diego, CA)	2:53:22

**1990 Men**

#	Name	Age	Country	Time
1	Jim Knaub	34	USA (IL)	1:42:34
2	Jim Green	Unknown	USA (IL)	1:46:17
3	Scot Hollonbeck	20	USA (Champaign, IL)	2:06:45
4	Alberto Alcocer	Unknown	USA (Lakeside, CA)	2:36:22
5	William Fricke	Unknown	USA (IL)	2:38:24

**1990 Women**

#	Name	Age	Country	Time
1	Ann Cody Morris	Unknown	USA (Urbana, IL)	1:53:33
2	Jean Driscoll	24	USA (Champaign, IL)	1:53:33
3	Ann Walters	21	USA (Champaign, IL)	2:06:45
4	Didier Touat	Unknown	USA (IL)	2:50:27

*Only four women competed in the Wheelchair Division*

**1989 Men**

#	Name	Age	Country	Time
1	Scot Hollonbeck	19	USA (Champaign, IL)	1:45:30

*Only one man competed in the Wheelchair Division*

**1989 Women**

#	Name	Age	Country	Time
1	Ann Cody-Morris	Unknown	USA (Urbana, IL)	1:58:51

*Only one woman competed in the Wheelchair Division*

## 1988

Records unknown

## 1987

A half marathon took the place of the full marathon

### 1986 Men

#	Name	Age	Country	Time
1	Bart Bardwell	Unknown	USA (MN)	2:10:19
2	Tony Possehl	27	USA (MN)	2:16:59
3	Alberto Alcocer	Unknown	USA (Lakeside, CA)	2:24:52
4	Gary Weber	Unknown	USA (MN)	2:25:00
5	Marty Morse	32	USA (IL)	2:33:02

### 1986 Women

#	Name	Age	Country	Time
1	Jonnie Baylark	Unknown	USA (Bellwood, IL)	3:23:32

Only one woman competed in the Wheelchair Division

### 1985 Men

#	Name	Age	Country	Time
1	Robert Fitch	Unknown	USA (East Lansing, MI)	2:23:41
2	Alberto Alcocer	Unknown	USA (Lakeside, CA)	2:36:22
3	William Fricke	Unknown	USA (IL)	2:38:24
4	John Jones	Unknown	USA (IA)	2:40:52
5	Jeff Pagels	37	USA (WI)	2:46:55

### 1985 Women

#	Name	Age	Country	Time
1	Jayne Fortson	Unknown	USA (UT)	2:52:22

Only one woman competed in the Wheelchair Division

### 1984 Men

#	Name	Age	Country	Time
1	Robert Fitch	Unknown	USA (East Lansing, MI)	2:35:06
2	Howard Cohen	Unknown	USA (Minneapolis, MN)	2:59:20
3	Albert Alcocer	Unknown	USA (Lakeside, CA)	3:01:33
4	Richard Wendt	Unknown	USA (Grand Rapids, MI)	3:22:04
5	Robert White	Unknown	USA (West Lafayette, IN)	3:37:24

### 1984 Women

#	Name	Age	Country	Time
1	Jonnie Baylark	Unknown	USA (Bellwood, IL)	3:29:10

Only one woman competed in the Wheelchair Division

## Historic event statistics

Year	Start time	Registrants	%	Growth	finishers	Prize purse	Title sponsor
2015	7:30 a.m.	45,000	0% (C)	NA		\$550,000	Bank of America
2014	7:30 a.m.	45,000	0% (C)	40,659		\$550,000	Bank of America
2013	7:30 a.m.	45,000	0% (C)	39,122 (ER)		\$550,000	Bank of America
2012	7:30 a.m.	45,000	0% (C)	37,475		\$500,000	Bank of America
2011	7:30 a.m.	45,000	0% (C)	35,755		\$500,000	Bank of America
2010	7:30 a.m.	45,000	0% (C)	36,088		\$475,000	Bank of America
2009	7:30 a.m.	45,000	0% (C)	33,703		\$450,000	Bank of America
2008	8:00 a.m.	45,000	0% (C)	31,344		\$485,000	Bank of America
2007	8:00 a.m.	45,000	5% (C)	25,534		\$581,500	LaSalle Bank
2006	8:00 a.m.	40,000	0% (C)	33,633		\$650,000	LaSalle Bank
2005	8:00 a.m.	40,000	0% (C)	32,868		\$650,000	LaSalle Bank
2004	8:00 a.m.	40,000	0% (C)	33,082		\$650,000	LaSalle Bank
2003	8:00 a.m.	40,000	7%	32,361		\$550,000	LaSalle Bank
2002	7:30 a.m.	37,500	0% (C)	31,106		\$500,000	LaSalle Bank
2001	7:30 a.m.	37,500	6%	28,830		\$450,000	LaSalle Bank
2000	7:30 a.m.	33,171	12%	27,965		\$450,000	LaSalle Bank
1999	7:30 a.m.	29,256	46%	24,654		\$400,000	LaSalle Bank
1998	7:45 a.m.	20,063	23%	17,204		\$350,000	LaSalle Bank
1997	7:45 a.m.	16,372	50% (ER)	14,322		\$300,000	LaSalle Bank
1996	7:45 a.m.	10,925	2%	9,196		\$275,000	LaSalle Bank
1995	7:45 a.m.	10,802	8%	8,641		\$250,000	LaSalle Bank
1994	8:00 a.m.	10,021	44%	7,223		\$200,000	LaSalle Bank
1993	8:30 a.m.	6,941	-15%	5,491		\$100,000	N/A
1992	8:00 a.m.	8,214	9%	5,906		\$50,000	N/A
1991	8:00 a.m.	7,513	-6%	5,908		\$50,000	N/A
1990	8:30 a.m.	7,957	9%	6,168		\$250,000	Old Style
1989	9:00 a.m.	7,269	-3%	5,635		\$350,000	Old Style
1988	9:00 a.m.	7,476	29% (B)	5,795		\$350,000	Old Style
1986	8:45 a.m.	10,543	8%	8,173		\$285,000	Beatrice Foods
1985	8:45 a.m.	9,755	29%	7,562		\$250,000	Beatrice Foods
1984	9:15 a.m.	7,539	12%	5,844		\$250,000	Beatrice Foods
1983	9:30 a.m.	6,756	12%	5,237		\$135,000	Beatrice Foods
1982	9:30 a.m.	6,014	10%	4,642		\$77,000	Beatrice Foods
1981	9:30 a.m.	5,485	17%	4,252		N/A	Beatrice Foods
1980	9:30 a.m.	4,675	26%	3,624		N/A	Beatrice Foods
1979	9:30 a.m.	3,701	29%	2,869		N/A	Beatrice Foods
1978	10:30 a.m.	5,228	25%	4,053		N/A	Flair Communications
1977	8:00 a.m.	4,200	N/A	2,128		N/A	Flair Communications

B = Based on 1986, C = Capacity, ER = Event Record

## Historic weather conditions

Race date	High temp. (°F/°C)	Low temp. (°F/°C)
Oct. 12, 2014	64/18	45/7
Oct. 13, 2013	64/18	47/8
Oct. 7, 2012	51/11	38/3
Oct. 9, 2011	80/26	56/13
Oct. 10, 2010	84/29	59/15
Oct. 11, 2009	45/7	28/-2
Oct. 12, 2008	84/29	57/14
Oct. 7, 2007	89/31	74/23
Oct. 22, 2006	48/8	36/2
Oct. 9, 2005	59/15	50/10
Oct. 10, 2004	67/19	48/9
Oct. 12, 2003	57/14	35/2
Oct. 13, 2002	50/10	33/5
Oct. 7, 2001	60/16	41/5
Oct. 22, 2000	69/21	49/9
Oct. 24, 1999	51/11	28/-2
Oct. 11, 1998	60/16	39/4
Oct. 19, 1997	62/17	41/5
Oct. 20, 1996	59/15	31/-1
Oct. 15, 1995	56/13	36/2
Oct. 30, 1994	61/16	36/2
Oct. 31, 1993	44/7	25/-4
Oct. 25, 1992	62/17	35/2
Oct. 27, 1991	53/12	47/8
Oct. 28, 1990	60/16	30/-1
Oct. 29, 1989	74/23	54/12
Oct. 30, 1988	45/7	21/-6
Oct. 25, 1987	53/12	29/-2
Oct. 26, 1986	59/15	52/11
Oct. 20, 1985	57/14	51/11
Oct. 21, 1984	55/13	37/3
Oct. 16, 1983	72/22	41/5
Sep. 26, 1982	63/17	49/9
Sep. 27, 1981	72/22	49/9
Sep. 28, 1980	69/21	53/12
Oct. 21, 1979	84/29	70/21
Sep. 24, 1978	79/26	49/9
Sep. 25, 1977	78/26	57/14

*\*These temperatures are official records from O'Hare International Airport, not the Bank of America Chicago Marathon start/finish area.*

## Race day temperature extremes

Highest race day temperature:	89° F	Oct. 7, 2007
Lowest race day temperature:	21° F	Oct. 30, 1988
Highest race day humidity:	90%	Oct. 26, 1986
Record high for month of October:	94° F	Oct. 6, 1963
Record low for month of October:	14° F	Oct. 25, 1887

## Miscellaneous weather notes

Last race day with snow:	Oct. 31, 1993	
Last race day with rain:	Oct. 22, 2006	
Last race day with strong winds:	Oct. 15, 1995	
Last race day with unseasonable heat:	Oct. 9, 2011	80° F
Last race day with unseasonable cold:	Oct. 31, 1993	25° F
		with a 12° F wind-chill
		89° F
		with 73% humidity
		and 0-3 mph winds
Last race day with high heat & high humidity:	Oct. 7, 2007	

Average high/low temperatures for October 11: 64° F/46° F

October has an average of 7 clear days, 8.75 partly cloudy days and 14.7 cloudy days



## Year-by-year event summary

### October 12, 2014: Eliud Kipchoge, 2:04:11; Rita Jeptoo, 2:24:35\*

The 2014 Bank of America Chicago Marathon witnessed two new records: 40,659 runners crossed the finish line, and more than 10,000 participants raised \$17.7 million for charity.

The men's race opened with a world record chase as a pack of twelve stormed through the first mile in 4:34. The pace simmered as the wind picked up, but the group remained intact through the half. Two pacers led the charge with a 1:02:11 split. In the later stages of the race, pre-race favorites Eliud Kipchoge and Kenenisa Bekele followed the leaders in what grew into a tactical race. Kipchoge, Sammy Kitwara and Dickson Chumba stayed together until Kipchoge made his final move at mile 25. With his victory clearly sealed, Kipchoge strode down Columbus Drive with a smile, stealing the show in 2:04:11. Kitwara and Chumba dueled for second, with Kitwara out-striding Chumba down the home-stretch, 2:04:28 to 2:04:32.

American Amy Hastings led the women's race from the gun, hitting the 5K in 17:12 and the 10K in 34:22 with defending champion Rita Jeptoo a few steps behind. Things shifted over the next 5K with Florence Kiplagat and Jeptoo taking over the lead. The pace remained relatively pedestrian until defending champion Rita Jeptoo took the reins and dropped a 16:37 5K between 35K and 40K. Jeptoo easily defended her title, breaking the tape in 2:24:35. Mare Dibaba held on for second in 2:25:37, and half-marathon world record holder, Kiplagat, secured a podium finish in 2:25:57.

The men's wheelchair competition featured an historic finish with the top 11 men finishing within 11 seconds of each other. Josh George edged Kurt Fearnley at the line by one second, 1:32:12 to 1:32:13. In the women's race, Tatyana McFadden handily defended her title, taking home her fourth straight victory, and her fifth in the last six years. In 2013, McFadden became the first male or female athlete to win four World Marathon Majors in one year (she won Boston, London, Chicago and New York).

*\* Official results as of September 2015. Result standings are subject to change in accordance with International Athletics Association Federations (IAAF) Anti-Doping Rules and Regulations.*

### October 13, 2013: Dennis Kimetto, 2:03:45; Rita Jeptoo, 2:19:57

The 2013 Bank of America Chicago Marathon concluded with course records, more than 39,000 finishers, more than \$15 million in charitable fundraising and a record \$253 million economic impact. Kenyan athletes dominated the men's and women's races with historic performances, leading the way for the event record 39,122 runners who crossed the sun-splashed finish line in Grant Park under ideal weather conditions. Kenya's Dennis Kimetto smashed the men's course record with a 2:03:45 performance, taking 53 seconds off the previous mark set in 2012. The men's race was a world record chase from the start with a 29:20 opening 10K. The pack was whittled down to four when Kimetto and fellow Kenyans Emmanuel Mutai, Sammy Kitwara and Micah Kogo split 14:33 from 30K to 35K. Heading up the Roosevelt Road overpass, it was still a two-way battle between Kimetto and Mutai, with Kimetto grinding away for a seven-second advantage over Mutai at the finish line. Both athletes registered personal best performances, becoming the fourth and fifth fastest marathon performers of all-time. It was also the first time in history that two athletes broke 2:04 in the same race (on a record-eligible course). Michigan native Dathan Ritzenhein was the first American finisher, placing fifth in 2:09:45.

In the women's competition, Kenya's Rita Jeptoo cracked the 2:20 barrier with a winning time of 2:19:57, the fastest women's marathon time in the world in 2013. The lead pack of eight women traveled through the half in a relatively relaxed 1:11:15, but things started to heat up by 25K, when

Kenyans Rita Jeptoo and Jemima Sumgong began to separate themselves from the field, leaving defending champion Atsede Baysa of Ethiopia in their wake. Jeptoo's 15:57 split from 35K to 40K sealed her victory and put her in position to break the 2:20 barrier for the first time in her career. Her 2:19:57 ranks as the fifth fastest performance in Chicago Marathon history and she became the first Kenyan woman to break the finish tape on Columbus Drive since Catherine Ndereba in 2001. Clara Santucci, of Dilliner, Pa., was the top American, finishing ninth in 2:31:39.

In the elite wheelchair competition, Tatyana McFadden of the United States won her third straight Chicago Marathon in a course record time of 1:42:35, taking down the previous mark set in 1992. South Africa's Ernst Van Dyk won a sprint finish in the men's wheelchair race to claim his first Chicago title.

### October 7, 2012: Tsegaye Kebede, 2:04:38; Atsede Baysa, 2:22:03\*

The 35th anniversary Bank of America Chicago Marathon proved to be one for the record books. It started with registration selling out in a record six days, and ended with an all-time high 37,475 runners crossing the finish line in Grant Park. The event also established new benchmarks in charitable fundraising (\$15.3 million) and economic impact (\$243 million).

After minor improvements on the course record two out of the last three years, Ethiopia's Tsegaye Kebede took advantage of cool weather (the day's high reached 51 degrees) and a stacked elite field to slash 59 seconds from the course mark, becoming the first to break 2:05 in Chicago with his 2:04:38 performance. He led two others under the previous record; Feyisa Lilesa was second in 2:04:52 and Tilahun Regassa third in 2:05:27, making it an Ethiopian sweep of the podium. Kebede also became Chicago's first male champion from Ethiopia. The top American was Oregon's Dathan Ritzenhein in ninth. His 2:07:47 was a personal best by more than two minutes and made him the third fastest American marathoner of all-time.

Ethiopia's Atsede Baysa clinched the victory after a sprint finish with Kenya's Rita Jeptoo. In the end, Baysa broke the tape a stride ahead, with both athletes recording personal bests, 2:22:03 and 2:22:04, respectively. The dramatic finish tied for the narrowest margin of victory in the history of the women's competition. Kenya's Lucy Kabuu was third (2:22:41). Running her debut marathon, Renee Baillie of the U.S. was eighth in 2:27:17, registering the fifth fastest U.S. debut of all-time.

In the wheelchair division, Tatyana McFadden of the U.S. won her second consecutive title and third in the last four years. In the men's race, Canadian Paralympian Josh Cassidy moved up from fourth the previous year to the top spot on the podium.

*\*As a result of a doping violation, the International Athletics Association Federations (IAAF) announced in 2015 that the 2009-2012 results of Liliya Shobukhova have been annulled. The official results of the Bank of America Chicago Marathon reflect this change.*

### October 9, 2011: Moses Mosop, 2:05:37; Ejegayehu Dibaba, 2:22:09\*

The Bank of America Chicago Marathon reached its registration capacity of 45,000 in record time (31 days), which led to the second-largest field in event history (35,755) crossing the finish line in Grant Park. Runners battled another unseasonably warm October day with temperatures peaking at 80 degrees, albeit with low humidity and light winds.

The elite athletes were undaunted by the conditions, as Kenya's Moses Mosop surged to a new men's course record of 2:05:37, breaking Sammy Wanjiru's two-year-old mark. Running just his second marathon, Mosop showed great poise as he withstood a dramatic surge by countryman Wesley Korir

between 25 and 30K, before answering with a surge of his own that sprung him to victory. Korir hung on for second in 2:06:15, and Bernard Kipyego third place finish in 2:06:29 made it a Kenyan sweep. America's Ryan Hall placed fifth in 2:08:04, becoming the second fastest American in Chicago history behind a pair of Khalid Khannouchi performances.

Liliya Shobukhova of Russia became the first runner to win three straight Chicago titles, and did so with the second fastest time in event history (2:18:20). Shobukhova had company in Ethiopia's Ejegayehu Dibaba (running her debut marathon) and Japan's Kayoko Fukushi for the first half, before powering away to a nearly four-minute margin of victory. Dibaba's runner-up time of 2:22:09 was the world's second-fastest debut, while Fukushi took third in 2:24:38.

Australia's Kurt Fearnley won a tight wheelchair race with just six seconds separating the top four finishers. His time of 1:29:18 was five seconds faster than the ageless Heinz Frei of Switzerland, who edged Joshua George of the U.S. for second. In the women's race, Tatyana McFadden boldly pulled away after 10 miles and the gamble paid off, as she was dominant in a nearly two-minute victory over Christine Dawes of Australia. McFadden's time of 1:45:03 was the second-fastest in event history.

With 10,000 charity runners representing more than 160 nonprofit organizations, the Chicago Marathon Charity Program netted an event record \$13.4 million in fundraising, while the event's overall impact on the city also grew to \$219 million.

*\*As a result of a doping violation, the International Athletics Association Federations (IAAF) announced in 2015 that the 2009-2012 results of Liliya Shobukhova have been annulled. The official results of the Bank of America Chicago Marathon reflect this change.*

### October 10, 2010: Sammy Wanjiru, 2:06:24; Astede Baysa, 2:23:40\*

A record number of race finishers (36,088) contributed to a major Bank of America Chicago Marathon milestone—more than a half million finishers since the event's founding in 1977.

Leading the way for the record field of participants were a pair of repeat champions as both Sammy Wanjiru of Kenya and Liliya Shobukhova of Russia defended their titles. In a dazzling rematch of the 2008 Olympic gold and bronze medalists, Wanjiru and Ethiopia's Tsegaye Kebede pushed each other to the limit, with Wanjiru weathering a series of attacks in the final miles before finally prevailing on the incline up Roosevelt Road. Several of the running industry's top commentators remarked that the battle between the two great champions was the finest they had ever witnessed.

Shobukhova's victory, on the other hand, was a runaway by more than three minutes over Ethiopia's Astede Baysa, who held a half-minute lead at 30K. But the patient and measured Russian proved too much in the race's final 12K, as she posted a Russian national record of 2:20:25 for the win. Desiree Davila become the fourth fastest American with her fourth place finish in 2:26:20, ranking behind only Deena Kastor, Joan Benoit Samuelson and Kara Goucher on the all-time list.

In the men's wheelchair division, a new course record was set by 52-year-old Heinz Frei of Switzerland who blitzed the course in 1:26:56. In the women's wheelchair division, Amanda McGrory of downstate Savoy, IL returned to the winner's circle with a two-second victory over Japan's Wakako Tsuchida.

The Chicago Marathon continued its growth in charitable and economic impact with a record 10,000 charity runners and \$12 million raised for local, national and global causes. With all the fanfare surrounding "Marathon Weekend" in Chicago, the city benefitted from \$170 million in economic impact.

*\*As a result of a doping violation, the International Athletics Association Federations (IAAF) announced in 2015 that the 2009-2012 results of Liliya Shobukhova have been annulled. The official results of the Bank of America Chicago Marathon reflect this change.*

### October 11, 2009: Sammy Wanjiru, 2:05:41; Irina Mikitenko, 2:26:31\*

The 2009 race set a number of new benchmarks, among them a record number of finishers (33,703), a record number of charity runners (8,500) and dollars raised (\$10-plus million), a greater economic impact (\$150 million), a record number of spectators (1.7 million), and a new men's course record (2:05:41).

In a welcome departure from the past two years, race day temperatures started in the low 30s, and the stage was set for a world record attempt by Olympic Marathon gold medalist Sammy Wanjiru of Kenya. With the help of pacemakers, 22-year-old Wanjiru challenged Haile Gebrselassie's 2:03:59 mark with a blistering first half run in 1:02:01. Fellow Kenyans Vincent Kipruto and Charles Munyeki went along for the ride, but the pace slowed during the second half and the world record was no longer in sight. Wanjiru still managed to carve a second off Khalid Khannouchi's course record and take home an additional \$100,000 for his efforts. Morocco's Abderrahim Goumri ran a tactical race for second in 2:06:04, while Kipruto held on for third in 2:06:08.

In the women's race, Russia's Liliya Shobukhova won her first major marathon in only her second attempt at the distance. After a tactical first half, Ethiopia's Teyba Erkesso burst to the lead, trimming down the lead back to the main contenders. Shobukhova displayed unparalleled speed over the final two miles (run at sub five-minute pace), finishing in 2:25:56, with Germany's Irina Mikitenko second in 2:26:31 and 2008 Chicago champion Lidiya Grigoryeva of Russia third in 2:26:47.

Australia's Kurt Fearnley won the men's wheelchair race for the third straight year (1:29:09), and the women's race produced one of the most thrilling finishes in race history, with the top five women all finishing within three seconds. First-time marathoner Tatyana McFadden got the win in 1:50:47.

In the debut of the Nike Northside/Southside Challenge, a high school invitational held on the final 2.6 miles of the Marathon course, Lincoln Way Central runner Kyle Counter beat a field of 71 competitors to finish 52 seconds ahead of second place in 13:35. The girl's champion from Luther North, Stephanie Simpson, won in 16:01, 19 seconds ahead of second place. Fifty-seven high school girls competed in the race.

*\*As a result of a doping violation, the International Athletics Association Federations (IAAF) announced in 2015 that the 2009-2012 results of Liliya Shobukhova have been annulled. The official results of the Bank of America Chicago Marathon reflect this change.*

### October 12, 2008: Evans Cheruiyot, 2:06:25; Lidiya Grigoryeva, 2:27:17

With Bank of America at the helm as the new title sponsor, and Nike as the new footwear and apparel sponsor, the 2008 race attracted 45,000 participants and closed registration in less than three months. With another year of hot temperatures predicted on race day, almost 33,000 runners started and 31,344 finished. 2008 witnessed several new changes, including a separate start for the men's and women's elite field (starting five minutes before the Open field), an increase in Aid Stations from 15 to 20, and the first-ever handcycle division as the event welcomed the Achilles Freedom Team of Wounded Veterans.

With a star-studded field, the men's elite race went out in a blistering pace, at one point threatening to take down Khalid Khannouchi's course record. But the early pace wilted most of the field by 25K, leav-



ing Kenyans Evans Cheruiyot and David Mandago to battle it out in a two-man race. After another six miles spent running shoulder to shoulder, Cheruiyot, in just his second marathon, pulled away for the victory in 2:06:25, the eighth fastest time in event history.

The women's race went out much more conservatively, with the lead pack moving at a pedestrian pace nearly 15 minutes off the course record. Shortly after the halfway point, Russians Lidiya Grigoryeva and Alevtina Biktimirova broke away from the pack. They matched each other's strides until mile 21, when Grigoryeva emerged as the clear victor (2:27:17). The wheelchair races witnessed Australian Kurt Fearnley and American Amanda McGrory repeat as champions.

#### October 7, 2007: Patrick Ivuti, 2:11:11; Berhane Adere, 2:33:49

The 30th anniversary race was historic in many regards. Both the men's victory by Kenya's Patrick Ivuti and women's repeat championship by Ethiopia's Berhane Adere undoubtedly rank among the most exciting finishes in event history. After a neck-and-neck sprint down Columbus Drive between Ivuti and Moroccan Jaouad Gharib, Ivuti made a final surge, pushing his chest forward to break the tape only hundredths of a second before his opponent. Moments later, Adere surprised Romanian Adriana Pirtea in the final stretch by strategically positioning herself out of Pirtea's peripheral vision and sprinting wide of the finish tape to steal the title. Thinking she was in the final stretch of certain victory, Pirtea was in the midst of pumping her arms to the crowd when she spotted Adere much too late to match her stride. In the wheelchair race, Australia's Kurt Fearnley set a new course record with his speedy 1:28:06, just one second ahead of 2005 champion Krige Schabert, and Amanda McGrory took the women's title.

But the real story of the day was the historic heat. Temperatures soared into the high 80s and combined with high humidity, which forced organizers to halt the race for the first time in its history. Approximately three and a half hours after the official start, runners were rerouted to Grant Park and instructed to stop running as the heat was too intense to ensure their safety. As a result, while the race welcomed its largest field to the start line (36,867), only 25,534 were able to officially finish the race.

On October 1, only six days before the race, Bank of America completed its acquisition of LaSalle Bank and thereby its future involvement with the historic Marathon. The 30th anniversary closed a storied chapter in the race's history, ending its 14-year run as The LaSalle Bank Chicago Marathon, a time during which it experienced tremendous growth in many areas including popularity among runners, civic and community support, and international recognition.

#### October 22, 2006: Robert Kipkoech Cheruiyot, 2:07:35; Berhane Adere, 2:20:42

Kenya's Robert Kipkoech Cheruiyot outsprinted countryman Daniel Njenga to win an exciting race which presented weather challenges of low temperatures, gusty winds and chilling rain. The race saw Cheruiyot, Njenga, fellow Kenyans Jimmy Muindi and Robert Cheboror, and American Abdi Abdirahman separate themselves from the pack near mile 19. With a mile to go, it was just Cheruiyot and Njenga racing for the title. After setting his eyes on the prize following a 2004 runner-up finish and 2005 third-place finish, Njenga challenged Cheruiyot in the final sprint on Columbus Drive but finished in second place once again. On his approach to the finish line, Cheruiyot slipped and fell just before breaking the tape. On official review, the Kenyan's torso had crossed the plane securing his second consecutive win in a World Marathon Major race.

After leading the women's race at a blazing world record pace in the first half, returning runner-up Constantina Tomescu-Dita of Romania faltered in the second half. Ethiopia's Berhane Adere and Russia's Galina Bogomolova closed the gap by Mile 22. Adere's long strides against Bogomolova's

quicker steps proved stronger as she edged ahead and took the win. Both Adere and Bogomolova set new national records for Ethiopia and Russia, respectively, as did third and fourth place finishers Benita Johnson of Australia and Madia Perez of Mexico.

#### October 9, 2005: Felix Limo, 2:07:02; Deena Kastor, 2:21:25

The 2005 Chicago Marathon was a world-class racing event as young champion Felix Limo defeated a deep men's field, and U.S. record holder Deena Kastor claimed victory in a thrilling race against returning 2004 champion Constantina Tomescu-Dita.

It was a tactical battle from the start as the men's field settled in for a cautious 15:35 split in the first 5K. The lead pack was spread 11 athletes-wide across Ashland Avenue about 7.5 miles from the finish. Defending champion Evans Rutto surged ahead at mile 20, but painful blisters dashed his chances to earn a third consecutive victory. Limo accelerated at 40K to take the lead and sprinted to an impressive victory in 2:07:02. Four more Kenyans—Ben Maiyo, Daniel Njenga, Evans Rutto and Patrick Ivuti—all finished within 44 seconds of Limo to set a Chicago record for the fastest top five finishers.

In the women's race, Kastor snatched the lead from Tomescu-Dita shortly after the first 5K and led the defending champion at sub-2:20 pace through the remaining 23 miles. Tomescu-Dita kept a short leash on Kastor through 25K before the American shifted gears and pushed to a 40-second lead with seven miles remaining. But Tomescu-Dita steadily edged her way back into the race before ultimately running out of real estate, as Kastor hung tough for a five second victory over the Romanian record-holder. The win was Kastor's first in a big-city marathon, and the third fastest time ever run by an American. Tomescu-Dita improved her personal best by one minute and 20 seconds, and reset her national record by the same margin.

#### October 10, 2004: Evans Rutto, 2:06:16; Constantina Tomescu-Dita, 2:23:45

Awash in bright sunshine, Evans Rutto of Kenya and Constantina Tomescu-Dita of Romania charged to victory in the Chicago Marathon's 27th running. Their world-class runs made the city proud on a day when 33,125 participants from 121 countries crossed the finish line on Columbus Drive.

Rutto, who had not come just to defend his 2003 title but to break the world record, got the victory in a stellar 2:06:16, but was left to wonder what could have been if the wind had not kicked up in the final miles. While he had set his sights on Paul Tergat's time of 2:04:55 set in Berlin the previous fall, the wind was the wild card on a day he had been dealt an otherwise perfect hand. Still, Rutto notched the fourth-fastest winning time in Chicago history, and the second fastest marathon in 2004. The victory kept the 26-year-old undefeated over the marathon distance.

Tomescu-Dita deployed her usual tactic of going out hard and hanging on, which had not yet resulted in victory at a major marathon. But on this day, the Romanian ruled the road. Looking back five times from the corner of Michigan Avenue and Roosevelt Road to the finish on Columbus Drive, she was overcome with emotion as she realized she would win her first major marathon title in a time of 2:23:45, just 10 seconds off her personal best.

#### October 12, 2003: Evans Rutto, 2:05:50; Svetlana Zakharova, 2:23:07

The 2003 Chicago Marathon was up for grabs with four-time champion Khalid Khannouchi out of the field due to injury. Kenyan Evans Rutto picked a good year to take on his first 26.2-miler in Chicago. In a seemingly effortless performance, Rutto not only took home the victory, but he set the debut marathon record in 2:05:50. Rutto's time marked the sixth fastest marathon ever run, only eight seconds behind Khalid Khannouchi's course record. The women's victory went to veteran runner Svetlana Zakh-

rova of Russia. Zakharova trailed behind Constantina Tomescu-Dita until mile 25, where she surged ahead to win in 2:23:07.

### October 13, 2002: Khalid Khannouchi, 2:05:56; Paula Radcliffe, 2:17:18

The 25th anniversary of the Chicago Marathon was simply unforgettable—a beautiful day with a record number of finishers, nearly a million spectators, a new women's world record and the crowning of Chicago's first four-time male winner.

Great Britain's Paula Radcliffe capped off her phenomenal year by shattering the world record with a stunning 2:17:18 performance. Against a topnotch field, including defending champion and former world record holder Catherine Ndereba of Kenya, Radcliffe took control of the race for good after the halfway mark when she clocked mile splits of 5:08, 5:11 and 5:06 from miles 17 through 19. She ran alone and stayed strong during the final stretch up Lake Shore Drive to improve the world record by an amazing 89 seconds, which Ndereba set a year earlier.

After a one-year absence, Khalid Khannouchi returned to win his fourth Chicago title. Competing in the most impressive elite field in the event's 25-year history, Khannouchi went head-to-head with Paul Tergat, defending champion Ben Kimondiu, and two-time London champion Abdelkader El Mouaziz. But it was Toshinari Takaoka who would provide Khannouchi with his biggest challenge as the Japanese 10,000-meter champion broke away from the pack at mile 19 to take a 21-second lead at mile 23. In response, Khannouchi kicked it into higher gear, catching Takaoka by mile 25 near McCormick Place. After taking the lead, Khannouchi kept his furious pace over the last mile and a half to win in 2:05:56, becoming the first marathoner to record three sub-2:06 performances.

### October 7, 2001: Ben Kimondiu, 2:08:52; Catherine Ndereba, 2:18:47

The 2001 Chicago Marathon was another historic race—a record number of runners, nearly a million spectators, a pacer surprising all by winning and a new women's world record. In 2001, registration reached a record 37,500 participants.

Catherine Ndereba ran the race of her life, producing a new women's world record with a stunning time of 2:18:47. After a slow start and an early challenge by friend and fellow Kenyan, Lornah Kiplagat, she ran alone most of the second half. Ndereba put the record well within her sights when she ran miles 23 and 24 in 5:12 and 5:09, respectively. Her performance, the first ever sub-2:19 run by a woman, lowered the mark by 59 seconds, set only a week earlier in Berlin.

In one of the most stunning upsets in Chicago Marathon history, Kenya's Ben Kimondiu—a pacesetter hired to push a fast pace for the first half—decided to stay in the race and won in impressive fashion, out-kicking heavily favored Paul Tergat of Kenya in 2:08:52. It was the first and only time in Chicago's history that a pacer led from start to finish. Rod DeHaven was the fastest American, placing sixth with a personal best 2:11:40.

### October 22, 2000: Khalid Khannouchi, 2:07:01; Catherine Ndereba, 2:21:33

Khalid Khannouchi, in another magnificence display of marathon running, won his third Chicago Marathon in 2:07:01. Khannouchi set the American record after being disappointed at not being able to represent the U.S. in the Sydney Olympics earlier in the year.

In nearly ideal conditions, Khannouchi beat a strong field including Moses Tanui and three other Kenyans: Fred Kiprop, Josephat Kiprono and Peter Githuka. Kenyans finished in the next five places, Kiprono taking runner-up honors 28 seconds behind Khannouchi. Then it was Tanui, Githuka, Kiprop

and William Kiplagat. It was also a good day for the American men as eight placed in the top 20, with notable performances by Eric Mack (2:12:42 in his debut) and Josh Cox (2:13:55).

Catherine Ndereba joined Ingrid Kristiansen (1986) as the only women to win Boston and Chicago in the same year. Ndereba's winning time (2:21:33) was the fastest run in 2000. Ndereba shadowed Kenyan compatriot Lornah Kiplagat after closing down an early gap of 15 seconds, finally taking the lead in the 23rd mile. Kiplagat hung on for a personal best 2:22:36. Americans Libbie Hickman, Christine Junkermann and Kristy Johnston ran together for much of the race before Hickman prevailed as the first American in 2:32:09.

A record 27,956 finishers made this race the fourth-largest marathon in history.

### October 24, 1999: Khalid Khannouchi, 2:05:42; Joyce Chepchumba, 2:25:59

Hollywood couldn't have scripted it better: a world record for the men, a photo finish for the women and a monster field. Chicago had it all on this chilly (mid 30s at the start) yet sunny October morning. Kenya's Moses Tanui had a 33-second lead on the pack at Mile 21 when Khalid Khannouchi of Morocco took over the second position. From that point on, it was a two-man race with Khannouchi effectively gaining on the leader. At 40K, as Tanui grabbed his bottle from the elite fluid table, Khannouchi flew by. From that point on, he was chasing only the record book. The men's leaders had already been on world record pace most of the race, but Khannouchi switched into another gear, finishing in an incredible 2:05:42, breaking Ronaldo da Costa's world record by 23 seconds, and becoming the first man to run under 2:06. Tanui finished in 2:06:16, still good for the third fastest marathon ever run. Khannouchi collected \$65,000 for the win, a \$100,000 world record bonus and a new Volkswagen Beetle. American David Morris, an Alaskan native who had been training and racing in Japan, put forth an impressive run of 2:09:32. He finished fourth behind defending champ Ondoro Osoro of Kenya (2:08:00).

Defending champion Joyce Chepchumba of Kenya headlined the women's race. Stunned when she tripped near mile 10 (skinning her left knee, hip and both elbows), she regained her composure and slowly reeled the lead pack back in. In the last several miles the race boiled down to her and fellow Kenyan Margaret Okayo. They arrived at the final stretch on Columbus Drive side by side, with Chepchumba's track speed making the difference as she won by less than one step (2:25:59 to 2:26:00), earning \$80,000 plus a \$15,000 time bonus. In all, \$715,200 of prize money was awarded—the largest payout in event history.

In all, 29,256 runners registered, with 25,145 starters and 24,654 finishers. Participants representing all 50 states, plus 2,241 international runners from a record 80 countries, were cheered on by an estimated 820,000 spectators.

### October 11, 1998: Ondoro Osoro, 2:06:54; Joyce Chepchumba, 2:23:57

Records were the order of the day once again at the 21st Chicago Marathon with new high marks set for runners (20,063 registrants) and spectators (700,000) under beautiful weather conditions (50s and calm). For only the first time in marathon history, four men with personal bests under 2:08:00 were at the start line: defending champ Khalid Khannouchi of Morocco, Kenyans Moses Tanui and Elijah Lagat, and South Africa's Gert Thys. Experience proved fruitless as a marathon rookie stunned the field.

Newcomer Ondoro Osoro of Kenya emerged victorious from the pack, running one of the fastest marathons in history. Khannouchi had a comfortable lead after a surge at mile 21, but ligament damage in his left foot (suffered just two weeks earlier), compounded by a cramping calf, spelled his doom as

Osoro surged past him with less than a mile to go. Khannouchi held on for second (2:07:19), with Thys (2:07:45) and Homewood, IL-based Kenyan Joseph Kahugu (2:07:59) close behind. Osoro set course, world debut, North American and Kenyan national records with the then third-fastest performance of all-time. He earned \$105,000 (\$55,000 for first and a \$50,000 time bonus).

In the women's race, South Africans Colleen De Reuck and Elana Meyer pushed the pace early with Joan Benoit Samuelson's course record of 2:21:21 in sight. The quick pace proved too much, however, as patient Kenyan Joyce Chepchumba stormed past Meyer at mile 19, then De Reuck at mile 22 to win in an impressive 2:23:57, the year's fourth fastest women's time and 15th fastest ever. Chepchumba pocketed \$85,000 (\$55,000 for the win and a \$30,000 time bonus). Defending champ Marian Sutton of Great Britain never found her groove, finishing 10th in 2:35:41.

Race organizers debuted the ChampionChip timing system to ensure exact timing for every runner at the start, half marathon and finish. The 17,731 starters (now an exact count thanks to the Chip) and 17,204 finishers (a 97 percent completion rate), including 40 wheelchair finishers, were all new Chicago records.

### October 19, 1997: Khalid Khannouchi, 2:07:10; Marian Sutton, 2:29:03

The 20th anniversary LaSalle Bank Chicago Marathon was truly a record-breaking event. Perfect weather conditions and an unprecedented 650,000 spectators welcomed a record 16,372 registrants, 14,322 of whom finished the race. In addition, the 1997 race showed a new diversity, with all 50 states and 47 countries represented. The event awarded \$300,000 in prize money and an additional \$197,000 in time bonuses.

Khalid Khannouchi, a Moroccan based in Brooklyn, NY, arrived in Chicago for his marathon debut. Not only did his 2:07:10 give him the victory, but he also set course, debut and North American records while running the fourth-fastest marathon time ever. Khannouchi took home the \$50,000 first prize, plus an additional \$50,000 bonus for his sub-2:07:30 performance. The American men fared well as Jerry Lawson of Jacksonville, FL, placed seventh in 2:09:35, just outside of the American record. Also, Todd Williams of Knoxville, TN, placed 10th in 2:11:17, the second best American debut time ever. In all, five men cracked 2:09 and eight finished under 2:10.

Great Britain's Marian Sutton won back-to-back Chicago titles. After battling a messy nosebleed beginning at mile 20, Sutton persevered with a personal best 2:29:03. She received \$50,000 plus a \$4,000 bonus for her sub-2:30. In the wheelchair competition, Saul Mendoza of Snellville, GA, and Candace Cable of Truckee, CA, won with times of 1:37:42 and 1:57:32, respectively. This year's event also took a big step in expanding its international field, with 1,074 foreign athletes competing, a 202 percent increase over 1996.

### October 20, 1996: Paul Evans, 2:08:52; Marian Sutton, 2:30:41

Almost 11,000 runners enjoyed ideal weather conditions for the 19th running of the Chicago Marathon. With a 4:54 minute per mile pace, Englishman Paul Evans won the men's competition in 2:08:52, the eighth fastest time in the world for 1996. Sutton, also of Great Britain, won the women's race in 2:30:41 after trailing American Kristy Johnston for the first 25 miles. Evans and Sutton were both awarded \$40,000 for their victories. Johnston (2:31:06) and fellow American Jerry Lawson (2:10:04) both finished second. Jacob Heilveil won the men's wheelchair competition in 1:39:57 while Ann Walters won the women's race for the sixth year in a row in 1:52:13.

After struggling to find solid financial footing throughout the early 1990s, a long-term agreement with the LaSalle Bank ensured financial backing and stability for the race. With such corporate support, the Chicago Marathon finally had the foundation to be a world-class event for years to come. Furthermore, the Marathon and the Chicago Area Runners Association (CARA), formed in 1978 partly as a protest movement, had long since settled their differences. By 1996, CARA was running its highly successful Chicago Marathon training program, with nearly 700 participants at four different locations throughout the Chicago area.

### October 15, 1995: Eamonn Martin, 2:11:18; Ritva Lemettinen, 2:28:27

A brisk morning and gusty winds greeted the 10,802 participants in the 18th running of the Chicago Marathon. The winds quickly died down, but the men's competition remained a strategic one. Running side by side for much of the race, Eamonn Martin of Great Britain bolted past Carlos Bautista of Mexico in the last 200 meters to claim victory by just three seconds. The women's race was not nearly as tight. 1993 women's winner Ritva Lemettinen of Finland returned to Chicago and took the lead in the first two miles of the race. With only 35 men finishing before her, Lemettinen claimed her second Chicago title in 2:28:27, beating her personal best by 51 seconds. Martin and Lemettinen pocketed \$35,000 of the \$250,000 total purse for their victories.

Other finishers included 75-year-old Warren Utes of Park Forest, IL, who set his seventh national age group record with his time of 3:18:07. In the wheelchair competition, James Briggs of Champaign, IL, beat Scot Hollonbeck, also of Champaign, by one second, claiming victory in 1:37:12. Ann Walters, another Champaign resident, kept her streak alive in the women's competition with a victory in 1:57:27.

### October 30, 1994: Luiz Antonio Dos Santos, 2:11:16; Kristy Johnston, 2:31:34

A new title sponsor and the accompanying financial boost from LaSalle Bank put a freshly christened "LaSalle Bank Chicago Marathon" back among the world's top races, a position not seen since 1986. Over 10,000 runners competed in cool and cloudy weather to make the 17th Chicago Marathon a spectacular event. Luiz Antonio Dos Santos of Brazil successfully defended his title with a time of 2:11:16. Kristy Johnston, a native of Coos Bay, OR, out-battled the women's competition to finish in 2:31:34. After claiming victory, she collapsed into race director Carey Pinkowski's arms at the finish line. Both Dos Santos and Johnston took home \$30,000 out of the \$200,000 total purse for their victories.

### October 31, 1993: Luiz Antonio Dos Santos, 2:13:14; Ritva Lemettinen, 2:33:18

Snowfall, 34-degree temperatures and 12-degree wind chills greeted the 6,941 Chicago Marathon runners on Halloween (the latest race date in Chicago's history). Battling whipping wind and snow along the lakeshore, some dropped out with hypothermia. With prize money at \$20,000 for the first men's and women's finishers, Luiz Antonio Dos Santos of Brazil and Ritva Lemettinen of Finland trudged through the wintry conditions to claim victory with the fastest winning times since 1990. Dos Santos became the third straight Brazilian man to win while Lemettinen was briefly disqualified with charges of running behind two male pacers who blocked the wind from her path, a violation of USA Track & Field Rule 66. The decision was later overturned due to unclear wording of Rule 66, and her victory was restored. Ann Walters won the women's wheelchair competition, continuing the streak she started in 1991. This year marked her easiest victory in 1:57:34; she was the only female competitor.

### October 25, 1992: Jose Cesar De Souza, 2:16:14; Linda Somers, 2:37:41

Under perfect running conditions, 8,214 runners competed in the 1992 Chicago Marathon. With a lack of depth of world-class runners, Chicago's 15th edition was difficult to predict. Jose Cesar DeSouza, with his unmatchable 5:11 per mile pace, won the men's competition to become the second consecu-

tive champion from Brazil. Linda Somers of Pleasant Hill, CA, set a personal best, winning the women's race by a two-minute margin. She would later represent the U.S. in the marathon at the 1996 Olympic Games. However, both winning times were the slowest since 1981. DeSouza and Somers each walked away with \$7,500 for their victories. In the wheelchair competition, Ann Walters, uncontested, set a new course record of 1:44:29, a record that still stands today.

#### **October 27, 1991: Joseildo Rocha, 2:14:33; Midde Hamrin-Senorski, 2:36:2**

The 14th Chicago Marathon did not start on a positive note. The loss of another title sponsor drastically reduced the prize money for winners to \$7,500, compared to \$30,000 the previous year. Around 7,500 started the race, but only 5,908 crossed the finish line. Thus, even with ideal racing conditions, Joseildo Rocha of Brazil and Midde Hamrin-Senorski of Sweden finished with the slowest winning times since 1981 for both men and women. Ann Walters won the women's wheelchair competition in 1:53:33, a streak she would continue for the next six years through 1996. No other athlete has won six consecutive Chicago Marathon titles.

#### **October 28, 1990: Martin Pitayo, 2:09:41; Aurora Cunha, 2:30:11**

As a result of the hard work of new race director Carey Pinkowski, the 1990 race was a big success. Pinkowski was the youngest director of any major U.S. marathon. More important than his effective management, however, was that Pinkowski brought the Chicago Marathon together with the Chicago Area Runners Association (CARA). As a result, he was able to get local runners and running clubs more involved than ever before in the race, especially as volunteers.

On race day, the finish could not have been more exciting. Mexico's Martin Pitayo and Poland's Antoni Niemczak ran the final 10 miles of the race side by side. At the last possible moment, Pitayo surged ahead to beat Niemczak by less than a step; the 0.3 second margin of victory was the narrowest in race history. Meanwhile, in her first U.S. marathon appearance, Portugal's Aurora Cunha took the women's title with a personal best time of 2:30:11. Pitayo and Cunha claimed \$30,000 each out of the \$250,000 total purse for their victories. The winners were not the only stars of the day. Local resident Ann Clark enjoyed celebrity status as spectators applauded her finish and asked her to pose with them in pictures. The 81-year-old from Carol Stream, IL, who didn't take up running until age 64, finished in 5:46.

#### **October 29, 1989: Paul Davis-Hale, 2:11:25; Lisa Weidenbach, 2:28:15**

Along with the other 8,529 runners who started the race, and in stark contrast to the previous year, Paul Davis-Hale of Great Britain and America's Lisa Weidenbach battled unseasonably warm temperatures, 64 percent humidity and windy conditions that accompanied the 12th Chicago Marathon. Davis-Hale won the race in 2:11:25. Weidenbach, while breaking her personal best time, became Chicago's second repeat women's champion. Both winners walked away with \$50,000 in prize money. The oldest competitor in the race was 84-year-old Ida Mintz, who finished in 6:07. In the wheelchair competition, America's Scot Hollonbeck won for the men in 1:45:30, and Ann Cody-Morris won for the women in 1:58:51.

#### **October 30, 1988: Alejandro Cruz, 2:08:57; Lisa Weidenbach, 2:29:17**

With 8,700 registered runners, the Chicago Marathon was back in 1998 after a one-year demotion as a half marathon, and with a new title sponsor in Old Style. Runners were greeted with unseasonably cold temperatures in the 30s. The chilly conditions could not stop Alejandro Cruz of Mexico and Lisa Weidenbach of the U.S. from claiming victory over the 5,795 finishers. Cruz broke his country's record with a personal best of 2:08:57. Weidenbach, of Seattle, WA, became just the fifth American woman to run a sub-2:30 marathon with her personal best 2:29:17. The champions took home a then record \$50,000 each out of the \$350,000 total purse for their victories.

#### **October 25, 1987: Steve Jones, 1:04:20; Kim Ballentine, 1:18:20 (half-marathon)**

Due to a loss in sponsorship, the Chicago Marathon was not held in 1987. However, a half-marathon was organized to provide Chicago's runners with a low-budget alternative. Taster's Choice was the sponsor of the event called the Columbian Select Half-Marathon. Steve Jones, by now a hero in Chicago, returned to claim victory in 1:04:20. Kim Ballentine of Brentwood, MO, won the women's division in 1:18:20.

#### **October 26, 1986: Toshihiko Seko, 2:08:27; Ingrid Kristiansen, 2:27:08**

The 10th anniversary Chicago Marathon delivered great racing weather. Despite the 90 percent humidity, temperatures remained in the upper 50s, providing comfortable conditions for the 12,000 runners who started the race. Japan's Toshihiko Seko took the lead after 22 miles and went on to win in 2:08:27. Norway's Ingrid Kristiansen dominated the women's competition by more than two minutes. Both winners received \$40,000 for their victories. However, the rest of the 8,173 runners who finished did not go home empty-handed. Due to high popularity the previous year, race officials doubled the number of massage tables and therapists, giving more than 500 racers "special treatment" for their tired muscles.

#### **October 20, 1985: Steve Jones, 2:07:13; Joan Benoit Samuelson, 2:21:21**

The 1985 race turned out the largest number of runners Chicago had seen to date, and the fastest. Nearly 10,000 competed as Great Britain's Steve Jones and America's Joan Benoit Samuelson claimed victory. Jones' goal was to set another world record, as he had done the previous year, but he missed Carlos Lopes of Portugal's mark by just one second. His victory earned him \$35,000 for winning, \$10,000 for setting the new course record and \$13,000 in time bonuses for running under 2:08.

The women's competition featured one of the top fields ever assembled, with the then second-, fourth- and fifth-fastest times in the world being set. Ingrid Kristiansen of Norway, the world record-holder; Joan Benoit Samuelson, the 1984 Olympic Marathon gold medalist; and Rosa Mota of Portugal, the Olympic Marathon bronze medalist and Chicago's defending champion, battled for victory. Not only did Benoit Samuelson win (missing Kristiansen's world record by just 15 seconds), but she established new American and course records.

#### **October 21, 1984: Steve Jones, 2:08:05; Rosa Mota, 2:26:01**

Despite cold temperatures and a steady downpour of rain, nearly 8,000 runners started the race, including 70 world-class athletes; both totals were event records. Great Britain's Steve Jones delivered Chicago's first-ever world record, establishing the event's reputation on the international stage. According to Jones, "I had no idea what kind of pace I was running and no idea how fast they were running. I got to 24 and a half and 25 and the press truck left to go to the finish line. A writer from London shouted that if I kept it under five-minute pace, I had a chance for the record. I was confused and thought he meant a course record!" While defending her title, Portugal's Rosa Mota also broke the women's course record she set the previous year. For their wins, Jones and Mota took home \$35,000 each out of the \$250,000 purse. This year's race also marked the first official wheelchair competition, with five men and one woman competing. Robert Fitch from East Lansing, MI took the men's title in 2:35:06 while Jonnie Baylark from Bellwood, IL won the women's race in 3:29:10.

#### **October 16, 1983: Joseph Nzau, 2:09:44; Rosa Mota, 2:31:12**

Almost 7,000 runners came out for what would be the most competitive race Chicago had ever seen. Mere feet from the finish, Joseph Nzau of Kenya surged ahead and out-leaned Hugh Jones of Great Britain to win the race by half a second (2:09:44.3 to 2:09:44.8). Nzau would be the first of many Ke-



nyan victors in Chicago, although East African dominance would not take hold of the sport for another decade and a half.

In the women's competition, Rosa Mota of Portugal took over the lead with one mile left, beating Anne Audain of New Zealand and setting a new course record. Although the race was called "America's Marathon," \$113,000 out of the \$135,000 prize purse went to 15 men and women from 11 foreign countries. A record 250,000 Chicagoans cheered on the participants, helping 5,237 mostly local runners make it to the finish.

### September 26, 1982: Greg Meyer, 2:10:59; Nancy Conz, 2:33:23

The sixth annual Chicago Marathon was an international affair, with over 30 world-class runners from eight different nations competing among the 6,014 racers, 4,642 of whom finished. But it was Americans Greg Meyer and Nancy Conz, both from Massachusetts, who won the day, both establishing new course records (by three and 12 minutes, respectively). Not only did they take home the thrill of victory, but also the event's first prize money checks (\$12,000 for each out of a \$77,000 purse).

### September 27, 1981: Phil Coppess, 2:16:13; Tina Gandy, 2:49:39

While most runners were sleeping, two participants began the 1981 Chicago Marathon at 2 a.m. on Sunday in order to finish the entire 26.2-mile course by the 3:30 p.m. deadline...walking. At the regular start time, another 5,400 joined them, ages seven to 78 years old, including 12 corporate teams, two wheelchair entrants and one blind runner. With 1,800 volunteers helping out along the way and 25,000 spectators, Iowa's Phil Coppess, running his third marathon, and Tina Gandy of Minnesota, raced against 25 mile per hour winds on their way to victory.

### September 28, 1980: Frank Richardson, 2:14:04; Sue Peterson, 2:45:03

With temperatures in the low 60s, more than 4,600 runners turned out for a race in ideal conditions. Frank Richardson, a newlywed of just 49 days from Iowa, and Sue Peterson, a Californian who crossed the finish line alongside her husband Pete, claimed victories with the fastest winning times Chicago had seen to date. Ida Mintz, 74, finished the race with her son, daughter-in-law and grandson in 4:45, claiming the title of the world's oldest female marathoner. Jane Schiff was the Chicago Marathon's first unofficial wheelchair winner with a time of 3:02:38. Proceeds of the 1980 race went to the Chicago Boys Club.

### October 21, 1979: Dan Cloeter, 2:23:20; Laura Michalek, 3:15:45

After miserable running weather the previous year, race organizers attempted to avoid similar conditions by pushing the race date back to October. Despite these efforts, temperatures were once again against runners' favor as 3,700 race starters battled the 77 degree heat, 81 percent humidity and 20 mile per hour wind gusts along the lakefront. Due to the challenging conditions, only 2,869 runners finished the race. Dan Cloeter, the 1977 winner, returned to claim the men's victory. Shortly after winning, he collapsed with severe dehydration. Nancy Reid and Donna Simmons illegally "dropped in" to place first and second for the women, but were disqualified when it was proven that they did not run the entire race. This gave the victory to 15-year-old Laura Michalek of Berwyn, IL, the youngest winner in Chicago Marathon history. Also for the record book, both the men's and women's times are still Chicago's slowest winning times. Beatrice Foods sponsored the race for the first time, providing their Tropicana orange juice and Dannon yogurt to exhausted runners at the finish line.

### September 24, 1978: Mark Stanforth, 2:19:20; Lynae Larson, 2:59:25

Organizing the second Chicago Marathon was not an easy task. Controversy surrounding the start time and entry fee developed, leaving founders divided. On one side were those who wanted a \$10

entry fee and a noon kick-off. The later start time would draw more spectators and publicity, while also allowing out-of-town participants more travel time. On the other side were those who felt \$10 was too expensive and that a noon start time could be detrimental to the runners, especially the slower participants who would be running in the heat of the afternoon. They also felt that organizers were putting the interest of the media before that of the runners. While the \$10 entry fee remained, a compromise of a 10:30 a.m. start time was finally reached. (In November 1977, Dr. Noel Nequin, along with Erma Trantor, Sharon Mier and other protesters, ended their involvement and formed the Chicago Area Runners Association (CARA) to manage races for runners' protection.)

On race day, thousands of participants wore black armbands in protest of the later start time. The Chicago Marathon quickly became a dual competition—the race against time and the battle against the heat. With lakefront temperatures reaching 85 degrees, nearly 300 runners were treated for blisters or heat exhaustion, while 10 more were taken to local hospitals for heat-related issues and dehydration. But the warm temperatures couldn't stop Arizona's Mark Stanforth or South Dakota's Lynae Larson. Both conquered the heat to claim victory over the other 5,200 starters, 4,053 of whom finished the race. Despite the heat, the event ran smoothly. For the first time in U.S. history a dual start was used, the two points a block apart, which helped spread the runners out. Plenty of water was available to help quench thirst, and most agreed that the second Chicago Marathon was a success.

### September 25, 1977: Dan Cloeter, 2:17:52; Dorothy Doolittle, 2:50:47

More than 4,200 runners turned out for the first Mayor Daley Marathon, making it the largest marathon in the world at the time (in terms of registered runners). Dan Cloeter of Indiana and Dorothy Doolittle of Texas battled the crowds to become Chicago's first winners in a race that 2,128 actually finished. Other competitors included Wesley Paul, an eight-year-old who finished in 3:15:20, setting a world record in his age group. Jack Donahue was the final person across the finish line at 7:09:42. The only glitch of the race occurred when the ceremonial starter's cannon misfired into the crowd, injuring two spectators. Ironically, the two burned were the wife and daughter of Wayne Goeldner, an original race founder. Despite the accident, the event ran very smoothly and, as advertised, was an event for the whole city to enjoy.

### The Founding

In November 1976 at the Metropolitan YMCA on LaSalle Street, five key founders of what would eventually become the Bank of America Chicago Marathon met to begin discussions and planning. Those present included Wayne Goeldner, physical education director of the Hyde Park YMCA; Wendell "Wendy" Miller, a partner in a financial advising firm and founder of Midwest Masters Running Club; Bill Robinson, executive director of Friends of Parks; Sharon Mier, director of women's sports at the Loop Center YMCA; and Dr. Noel Nequin, director of cardiac rehabilitation at the Swedish Covenant Hospital. At this meeting, the group decided it was time for a marathon in Chicago.

Talks of a marathon continued, but little was actually done to stage the race. The turning point came in May 1977 when Dr. Nequin organized the first "mega" race in Chicago—the Ravenswood Bank Lakefront 10-Mile Run. The race was a great success, with more than 1,000 runners participating, up from an expected 200-300. Michael Bilandic, Chicago's new Mayor and an avid runner, was invited to the event. Not only did he show up to lend his support, but he and his wife, Heather, also handed out the awards to the winners. The Mayor's strong support and overwhelming runner participation gave the marathon's founders, who weren't quite sure if a marathon could succeed in Chicago, the inspiration they needed to make the city's first 26.2-mile road race a reality.

Suddenly 1977 was becoming a landmark year for running in Chicago. Several other shorter races were organized for the first time in addition to the Chicago Marathon, including the Chicago Distance Classic with almost 5,000 runners, an unheard number of participants at the time. But running fever did not stop with the new races. After seeing the success of the Lakefront 10, Mayor Bilandic decided to make Chicago “the running capital of the world.” To further show his support, Bilandic turned five miles of an old equestrian path along the lakefront into jogging paths, creating a scenic course for runners that today stretches 18 miles and serves as the hub of the Chicago running community. Thus, with all of the new events and opportunities, the sport of running in Chicago was enjoying a groundswell of excitement and participation.

By July 1977, Wendy Miller approached his friend and fellow Chicago businessman Lee Flaherty to rally support. Miller convinced Flaherty, a running enthusiast himself, to have his company, Flair Communications, be the official sponsor of the Chicago Marathon. Dr. Nequin and Flaherty then had a lunch meeting at the Drake Hotel with William Daley, son of the late Mayor Richard J. Daley, about naming the event. Following the meeting, the Daley family gave its blessing to name the race the Mayor Daley Marathon.

Initially set-up with a \$5 entry fee and an 8 a.m. start time, the race was scheduled for September 25, 1977, and specific jobs were distributed amongst the founders. Dr. Nequin was the medical director; Miller was the race director; Goeldner was in charge of registration; Mier was responsible for organizing 700 volunteers to marshal and officiate the race; and Robinson was treasurer. In addition, Erma Trantor, a friend of Mier's, was hired to be the race coordinator; Ruth Ratny, a business friend of Flaherty's, was the publicist.

The first ever Mayor Daley Marathon was soon to be a great success. Ads declared it the “people's race anyone can come and enjoy,” and that was the approach organizers took. Then, on September 25, the hard work of many dedicated people who established the race as something for the entire city, paid off.

Course records

Course records..... 184

Course record split times ..... 185

Course record progressions..... 186

Margins of victory ..... 188

Fastest finishers by place ..... 190

Closest finishes..... 191

Fastest cumulative races ..... 192

World, national and American records set in Chicago ..... 193

Top 10 American performances in Chicago ..... 194

Top 10 non-American performances in Chicago..... 195

Top 100 men's performances in Chicago..... 196

Top 100 women's performances in Chicago..... 198

Course records

Men: 2:03:45  
Dennis Kimetto, KEN, Oct. 13, 2013

Women: 2:17:18  
Paula Radcliffe, GBR, Oct. 13, 2002

Wheelchair men: 1:26:56  
Heinz Frei, SUI, Oct. 10, 2010

Wheelchair women: 1:42:35  
Tatyana McFadden, USA (Champaign, IL), Oct. 13, 2013

Masters men: 2:17:02  
Steve Plasencia, USA (Minneapolis, MN), Oct. 24, 1999

Masters women: 2:28:40  
Colleen De Reuck, USA (Boulder, CO), Oct. 9, 2005

Course record split times

Men

2:03:45, Dennis Kimetto, KEN, 2013

Distance	Total time (5K split)	Min/mile split
5K	00:14:46	4:46
10K	00:29:23 (14:37)	4:42
15K	00:44:02 (14:39)	4:43
20K	00:58:40 (14:38)	4:42
Half	01:01:52	
25K	01:13:19 (14:39)	4:44
30K	01:28:04 (14:45)	4:45
35K	01:42:39 (14:35)	4:42
40K	01:57:18 (14:39)	4:43
Finish	02:03:45	
1st Half	01:01:52	4:44
2nd Half	01:01:53	4:44
Final	02:03:45	4:44

Women

2:17:18, Paula Radcliffe, GBR, 2002

Distance	Total time (5K split)	Min/mile split
5K	00:16:27	5:17
10K	00:32:47 (16:20)	5:15
15K	00:49:06 (16:19)	5:15
20K	01:05:26 (16:20)	5:15
Half	01:09:01	
25K	01:21:34 (16:08)	5:11
30K	01:37:40 (16:06)	5:11
35K	01:53:45 (16:05)	5:10
40K	02:10:08 (16:23)	5:16
Finish	02:17:18	
1st Half	01:09:01	5:16
2nd Half	01:08:17	5:12
Final	02:17:18	5:14



## Course record progressions

### Men

Time	Name	Country	Date
2:03:45	Dennis Kimetto	KEN	Oct. 13, 2013
2:04:38	Tsegaye Kebede	ETH	Oct. 7, 2012
2:05:37	Moses Mosop	KEN	Oct. 9, 2011
2:05:41	Sammy Wanjiru	KEN	Oct. 11, 2009
2:05:42	Khalid Khannouchi	MAR	Oct. 24, 1999
2:06:54	Ondoro Osoro	KEN	Oct. 11, 1998
2:07:10	Khalid Khannouchi	MAR	Oct. 19, 1997
2:07:13	Steve Jones	GBR	Oct. 20, 1985
2:08:05	Steve Jones	GBR	Oct. 21, 1984
2:09:44	Joseph Nzau	KEN	Oct. 16, 1983
2:10:59	Greg Meyer	USA/MA	Sept. 26, 1982
2:14:04	Frank Richardson	USA/IA	Sept. 28, 1980
2:17:52	Dan Cloeter	USA/NE	Sept. 25, 1977

### Women

Time	Name	Country	Date
2:17:18	Paula Radcliffe	GBR	Oct. 13, 2002
2:18:47	Catherine Ndereba	KEN	Oct. 7, 2001
2:21:21	Joan Benoit Samuelson	USA/ME	Oct. 20, 1985
2:26:01	Rosa Mota	POR	Oct. 21, 1984
2:31:12	Rosa Mota	POR	Oct. 16, 1983
2:33:23	Nancy Konz	USA/MA	Sept. 26, 1982
2:45:03	Sue Petersen	USA/CA	Sept. 28, 1980
2:50:47	Dorothy Doolittle	USA/TX	Sept. 25, 1977

### Masters men

Time	Name (age)	Country	Date
2:17:02	Steve Plasencia (42)	USA/MN	Oct. 24, 1999
2:19:40	Mike Hurd (40)	GBR	Oct. 26, 1986
2:23:55	Antonio Villanueva (45)	MEX	Oct. 20, 1985
2:32:05	Roger Pflugfelder (41)	USA/PA	Oct. 16, 1983
2:33:47	Roger Rouiller (43)	USA/IL	Sept. 27, 1981
2:33:52	Lee Wilcox (40)	USA/WI	Sept. 24, 1978
2:38:34	Alex Ratelle (52)	USA/MN	Sept. 25, 1977

### Masters women

Time	Name (age)	Country	Date
2:28:40	Colleen De Reuck (41)	USA/CO	Oct. 9, 2005
2:29:25	Tatyana Pozdnyakova (43)	UKR	Oct. 11, 1998
2:31:14	Priscilla Welch (41)	GBR	Oct. 26, 1986
2:43:35	Cincy Dalrymple (40)	USA/NY	Sept. 26, 1982
3:08:48	Helen Dick (56)	USA/CA	Sept. 28, 1980
3:20:00	Marion Burchfield (42)	USA/IL	Sept. 24, 1978
3:42:05	Carol Davis (41)	USA/IL	Sept. 27, 1977

## Wheelchair men

Time	Name	Country	Date
1:26:56	Heinz Frei	SUI	Oct. 10, 2010
1:28:06	Kurt Fearnley	AUS	Oct. 7, 2007
1:29:40	Krige Schabert	RSA	Oct. 9, 2005
1:32:14	James Briggs	USA/IL	Oct. 30, 1994
1:41:21	Philippe Couprie	FRA	Oct. 27, 1991
1:42:34	Jim Knaub	USA/IL	Oct. 28, 1990
1:45:30	Scot Hollonbeck	USA/IL	Oct. 29, 1989
2:10:19	Bart Bardwell	USA/MN	Oct. 26, 1986
2:23:41	Robert Fitch	USA/MI	Oct. 20, 1985
2:35:06	Robert Fitch	USA/MI	Oct. 21, 1984

## Wheelchair women

Time	Name	Country	Date
1:42:35	Tatyana McFadden	USA/IL	Oct. 13, 2013
1:44:29	Ann Walters	USA/IL	Oct. 25, 1992
1:53:33	Ann Cody-Morris	USA/IL	Oct. 28, 1990
1:58:51	Ann Cody-Morris	USA/IL	Oct. 29, 1989
2:52:22	Jayne Fortson	USA/UT	Oct. 20, 1985
3:29:10	Jonnie Baylark	USA/IL	Oct. 21, 1984

## Margins of victory

### Men

Year	Men's winner	Winning margin	Runner-up
2014	Eliud Kipchoge	:17	Sammy Kitwara
2013	Dennis Kimetto	:7	Emmanuel Mutai
2012	Tsegaye Kebede	:14	Feyisa Lilesa
2011	Moses Mosop	:38	Wesley Korir
2010	Sammy Wanjiru	:19	Tsegaye Kebede
2009	Sammy Wanjiru	:23	Abderrahim Goumri
2008	Evans Cheruiyot	1:12	David Mandago
2007	Patrick Ivuti	:005*	Jaouad Gharib
2006	Robert Kipkoech Cheruiyot	:05	Daniel Njenga
2005	Felix Limo	:07	Benjamin Maiyo
2004	Evans Rutto	1:28	Daniel Njenga
2003	Evans Rutto	1:57	Paul Koech
2002	Khalid Khannouchi	:20	Daniel Njenga
2001	Ben Kimondiu	:04	Paul Tergat
2000	Khalid Khannouchi	:28	Josephat Kiprono
1999	Khalid Khannouchi	:34	Moses Tanui
1998	Ondoro Osoro	:25	Khalid Khannouchi
1997	Khalid Khannouchi	1:09	Fred Kiprop
1996	Paul Evans	1:12	Jerry Lawson
1995	Eamonn Martin	:03	Carlos Bautista
1994	Luiz Antonio Dos Santos	:35	Ed Eyestone
1993	Luiz Antonio Dos Santos	1:25	Eddy Hellebuyck
1992	Jose Cesar Da Souza	1:16	Igor Braslawsky
1991	Josildo Rocha	:06	Roy Dooney
1990	Martin Pitayo	:03	Antoni Niemczak
1989	Paul Davis-Hale	1:54	Ravil Kashapov
1988	Alejandro Cruz	:23	Yakov Tolstikov
1986	Toshihiko Seko	1:30	Ahmed Saleh
1985	Steve Jones	:55	Robleh Djama
1984	Steve Jones	1:01	Carlos Lopes
1983	Joseph Nzau	:05	Hugh Jones
1982	Greg Meyer	:11	Joseph Nzau
1981	Phillip Coppess	1:02	Tony Schockency
1980	Frank Richards	2:43	Chuck Smead
1979	Dan Cloeter	4:16	Mike Healer
1978	Mark Stanforth	4:53	Barney Kleeker
1977	Dan Cloeter	4:57**	Jim MacNider

\* smallest margin of victory

\*\* largest margin of victory

## Women

Year	Women's winner	Winning margin	Runner-up
2014	Rita Jeptoo***	1:02	Mare Dibaba
2013	Rita Jeptoo	:51	Jemima Jelegat Sumgong
2012	Atsede Baysa	:01*	Rita Jeptoo
2011	Ejegayehu Dibaba****	2:29	Kayoko Fukushi
2010	Atsede Baysa****	:10	Maria Konovalova
2009	Irina Mikiitenko****	:16	Lidiya Grigoryeva
2008	Lidiya Grigoryeva	2:15	Alevtina Biktimirova
2007	Berhane Adere	:03	Adriana Pirtea
2006	Berhane Adere	:05	Galina Bogomolova
2005	Deena Kastor	:05	Constantina Dita
2004	Constantina Dita	:58	Nuta Olaru
2003	Svetlana Zakharova	:28	Constantina Dita
2002	Paula Radcliffe	2:08	Catherine Ndereba
2001	Catherine Ndereba	6:13	Elfenesh Alemu
2000	Catherine Ndereba	1:03	Lornah Kiplagat
1999	Joyce Chepchumba	:01*	Margaret Okayo
1998	Joyce Chepchumba	3:07	Colleen De Reuck
1997	Marian Sutton	2:28	Gitte Karlshoj
1996	Marian Sutton	:25	Kristy Johnston
1995	Ritva Lemettinen	2:57	Kim Jones
1994	Kristy Johnston	:23	Gitte Karlshoj
1993	Ritva Lemettinen	1:08	Linda Somers
1992	Linda Somers	1:57	Gail Hall
1991	Midde Hamrin-Senorski	2:00	Kirsi Rauta
1990	Aurora Cunha	2:17	Carole Rouillard
1989	Lisa Weidenbach	2:09	Carla Bourskens
1988	Lisa Weidenbach	:29	Emma Scaunich
1986	Ingrid Kristiansen	2:09	Maria Lelut
1985	Joan Benoit Samuelson	1:44	Ingrid Kristiansen
1984	Rosa Mota	1:39	Lisa Martin
1983	Rosa Mota	:24	Jacqueline Gareau
1982	Nancy Konz	1:17	Karen Dunn
1981	Tina Gandy	5:54	Charlene Groet
1980	Sue Peterson	4:40	Sue Henderson
1979	Laura Michalek	1:00	Lynae Larson
1978	Lynae Larson	13:55**	Karen Doopes
1977	Dorothy Doolittle	4:09	Marilyn Bevans

\* smallest margin of victory

\*\* largest margin of victory

\*\*\*Official results as of September 2015. Result standings are subject to change in accordance with International Athletics Association Federations (IAAF) Anti-Doping Rules and Regulations.

\*\*\*\*as a result of a doping violation, the International Athletics Association Federations (IAAF) announced in 2015 that the 2009-2012 results of Liliya Shobukhova have been annulled. The official results of the Bank of America Chicago Marathon reflect this change

## Fastest finishers by place

### Men

Place	Name	Time	Date
1st	Dennis Kimetto (KEN)	2:03:45	Oct. 13, 2013
2nd	Emmanuel Mutai (KEN)	2:03:52	Oct. 13, 2013
3rd	Dickson Chumba (KEN)	2:04:32	Oct. 12, 2014
4th	Kenenisa Bekele (ETH)	2:05:51	Oct. 12, 2014
5th	Wesley Korir (KEN)	2:06:13	Oct. 7, 2012
6th	Bernard Kipyego (KEN)	2:06:40	Oct. 7, 2012
7th	Samuel Ndungu (KEN)	2:07:26	Oct. 7, 2012
8th	Dadi Yami (ETH)	2:07:43	Oct. 7, 2012
9th	Dathan Ritzenhein (USA)	2:07:47	Oct. 7, 2012
10th	Shami Dawit (ETH)	2:08:39	Oct. 7, 2012

### Women

Place	Name	Time	Date
1st	Paula Radcliffe (GBR)	2:17:18	Oct. 13, 2002
2nd	Catherine Ndereba (KEN)	2:19:26	Oct. 13, 2002
3rd	Yoko Shibui (JPN)	2:21:22	Oct. 13, 2002
4th	Svetlana Zakharova (RUS)	2:21:31	Oct. 13, 2002
5th	Caroline Rotich (KEN)	2:23:22	Oct. 7, 2012
6th	Nuta Olaru (ROU)	2:25:37	Oct. 22, 2006
7th	Hiromi Ominami (JPN)	2:26:04	Oct. 22, 2006
8th	Lyudmila Petrova (RUS)	2:27:08	Oct. 22, 2006
9th	Kathy Butler (GBR)	2:28:39	Oct. 22, 2006
10th	Dulce Maria Rodriguez (MEX)	2:28:54	Oct. 22, 2006

## Closest finishes

### Men (by time difference)

#### Top 2 finishers

	Margin	Year	Order of finish
1.	:00.05	2007	Ivuti, Gharib
2.	:00.30	1990	Pitayo, Niemczak
3.	:00.50	1983	Nzau, Jones

#### Top 3 finishers

	Margin	Year	Order of finish
1.	:06	1995	Martin, Bautista, Shvetsov
2.	:12	2005	Limo, Maiyo, Njenga
3.	:16	2006	Cheruiyot, Njenga, Muindi

#### Top 5 finishers

	Margin	Year	Order of finish
1.	:44	2005	Limo, Maiyo, Njenga, Rutto, Ivuti
2.	:50	2002	Khannouchi, Njenga, Takaoka, Tergat, El Mouaziz
3.	1:11	1991	Silva, Dooney, Santanta, Mora, DeCarvalho

### Women (by time difference)

#### Top 2 finishers

	Margin	Year	Order of finish
1.	:01	1999	Chepchumba, Okayo
1.	:01	2012	Baysa, Jeptoo
3.	:03	2007	Adere, Pirtea

#### Top 3 finishers

	Margin	Year	Order of finish
1.	:30	1988	Weidenbach, Scaunich, Fudge
2.	:33	1983	Mota, Gareau, Rasmussen
3.	:38	2012	Baysa, Jeptoo, Kabuu

#### Top 5 finishers

	Margin	Year	Order of finish
1.	1:47	1999	Chepchumba, Okayo, Meyer, De Reuck, Bogacheva
2.	2:19	2009*	Mikitenko, Grigoryeva, Erkeso, Adere, Kastor

\* as a result of a doping violation, the International Athletics Association Federations (IAAF) announced in 2015 that the 2009-2012 results of Liliya Shobukhova have been annulled. The official results of the Bank of America Chicago Marathon reflect this change

## Fastest cumulative races

### Men

#### Top 2 finishers

	Cumulative time	Year	Order of finish
1	4:07:37.....	2013	Kimetto, Mutai
3.	4:08:39.....	2014	Kipchoge, Kitwara
2.	4:09:30.....	2012	Kebede, Lilesa

#### Top 3 finishers

	Cumulative time	Year	Order of finish
1.	6:12:53.....	2013	Kimetto, Mutai, Kitwara
2.	6:13:11.....	2014	Kipchoge, Kitwara, Chumba
3.	6:14:57.....	2012	Kebede, Lilesa, Regassa

#### Top 5 finishers

	Cumulative time	Year	Order of finish
1.	10:27:04.....	2012	Kebede, Lilesa, Regassa, Kitwara, Korir
2.	10:27:32.....	2014	Kipchoge, Kitwara, Chumba, Bekele, Koech
3.	10:31:32.....	2002	Khannouchi, Njenga, Takaoka, Tergat, El Mouaziz

### Women

#### Top 2 finishers

	Cumulative time	Year	Order of finish
1.	4:36:44.....	2002	Radcliffe, Ndereba
2.	4:40:42.....	2013	Jeptoo, Sumgong
3.	4:41:29.....	2006	Adere, Bogomolova

#### Top 3 finishers

	Cumulative time	Year	Order of finish
1.	6:58:06.....	2002	Radcliffe, Ndereba, Shibui
2.	7:03:28.....	2013	Jeptoo, Sumgong, Konovalova
3.	7:04:05.....	2006	Adere, Bogomolova, Johnson

#### Top 5 finishers

	Cumulative time	Year	Order of finish
1.	11:44:57.....	2002	Radcliffe, Ndereba, Shibui, Zakharova, Biktagirova
2.	11:51:59.....	2006	Adere, Bogomolova, Johnson, Perez, Tomescu-Dita
3.	11:53:57.....	2013	Jeptoo, Sumgong, Konovalova, Duliba, Baysa

## World records set in Chicago

### Men

2:05:42.....	Khalid Khannouchi (MAR).....	1999
2:08:05.....	Steve Jones (GBR) .....	1984

### Women

2:17:18.....	Paula Radcliffe (GBR).....	2002
2:18:47.....	Catherine Ndereba (KEN).....	2001

## American records set in Chicago

### Men

2:07:01.....	Khalid Khannouchi .....	2000
--------------	-------------------------	------

### Women

2:21:21.....	Joan Benoit Samuelson.....	1985
--------------	----------------------------	------

## World debut records set in Chicago

### Men

2:05:50.....	Evans Rutto (KEN).....	2003
2:06:54.....	Ondoro Oso (KEN).....	1998
2:07:10.....	Khalid Khannouchi (MAR).....	1997

## Current national records set in Chicago

### Men

Country	Name (year)	Time
Cayman Islands.....	Tony Keely (2000).....	2:40:28
Ecuador.....	Silvio Guerra (1997).....	2:09:59
Great Britain.....	Steve Jones (1985).....	2:07:13
Japan.....	Toshinari Takaoka (2002).....	2:06:16
Liechtenstein.....	Marcel Tschopp (2011).....	2:23:55
Peru.....	Miguel Mallqui (1998).....	2:11:36
Uruguay.....	Nestor Garcia (1999).....	2:12:48

### Women

Country	Name (year)	Time
Albania.....	Lena Josifi (2012).....	3:00:05
Australia.....	Benita Johnson (2006).....	2:22:36
Belarus.....	Aleksandra Duliba (2013).....	2:23:44
Kyrgyzstan.....	Irina Bogacheva (1999).....	2:27:46
Mexico.....	Madai Perez (2006).....	2:22:59
Nepal.....	Sworupa Khadka (2013).....	2:57:10
Poland.....	Malgorzata Sobanska (2001).....	2:26:08
Portugal.....	Rosa Mota (1985).....	2:23:29
Romania.....	Constantina Tomescu-Dita (2005).....	2:21:30
St. Pierre & Miquelon.....	Ursula Delcourt (2005).....	3:50:45
Thailand.....	Jane Vongvorachoti (2014).....	2:40:40

## Top 10 American performances in Chicago

### Men

#	Name	Time	Place	Date
1.....	Khalid Khannouchi (NY).....	2:05:56.....	1.....	Oct. 13, 2002
2.....	Khalid Khannouchi (NY).....	2:07:01.....	1.....	Oct. 22, 2000
3.....	Dathan Ritzenhein (OR).....	2:07:47.....	9.....	Oct. 7, 2012
4.....	Ryan Hall (CA).....	2:08:04.....	5.....	Oct. 9, 2011
5.....	Khalid Khannouchi (NY).....	2:08:44.....	5.....	Oct. 10, 2004
6.....	Abdi Abdirahman (AZ).....	2:08:56.....	4.....	Oct. 22, 2006
7.....	David Morris (NM).....	2:09:32.....	4.....	Oct. 24, 1999
8.....	Jerry Lawson (FL).....	2:09:35.....	7.....	Oct. 19, 1997
9.....	Alan Culpepper (CO).....	2:09:41.....	6.....	Oct. 13, 2002
10.....	Dathan Ritzenhein (MI).....	2:09:45.....	5.....	Oct. 13, 2013

### Women

#	Name	Time	Place	Date
1.....	Joan Benoit Samuelson (ME).....	2:21:21.....	1.....	Oct. 20, 1985
2.....	Deena Kastor (CA).....	2:21:25.....	1.....	Oct. 9, 2005
3.....	Desiree Davila (MI).....	2:26:20.....	4.....	Oct. 10, 2010
4.....	Deena Drossin (CA).....	2:26:53.....	6.....	Oct. 13, 2002
5.....	Amy Hastings (RI).....	2:27:03.....	5.....	Oct. 12, 2014
6.....	Renee Baillie (OR).....	2:27:17.....	8.....	Oct. 7, 2012
7.....	Colleen De Reuck (CO).....	2:28:01.....	7.....	Oct. 12, 2003
8.....	Lisa Weidenbach (WA).....	2:28:15.....	1.....	Oct. 29, 1989

#	Name	Time	Place	Date
9.....	Marla Runyan (TN).....	2:28:33.....	7.....	Oct. 10, 2004
10.....	Libbie Hickman (CO).....	2:28:34.....	6.....	Oct. 24, 1999

## Top 10 non-American performances in Chicago

### Men

#	Name	Time	Place	Date
1.....	Dennis Kimetto (KEN).....	2:03:45.....	1.....	Oct. 13, 2013
2.....	Emmanuel Mutai (KEN).....	2:03:52.....	2.....	Oct. 13, 2013
3.....	Eliud Kipchoge (KEN).....	2:04:11.....	1.....	Oct. 12, 2014
4.....	Sammy Kitwara (KEN).....	2:04:28.....	2.....	Oct. 12, 2014
5.....	Dickson Chumba (KEN).....	2:04:32.....	3.....	Oct. 12, 2014
6.....	Tsegaye Kebede (ETH).....	2:04:38.....	1.....	Oct. 7, 2012
7.....	Feyisa Lilesa (ETH).....	2:04:52.....	2.....	Oct. 7, 2012
8.....	Sammy Kitwara (KEN).....	2:05:16.....	3.....	Oct. 13, 2013
9.....	Tilahun Regassa (ETH).....	2:05:27.....	3.....	Oct. 7, 2012
10.....	Moses Mosop (KEN).....	2:05:37.....	1.....	Oct. 9, 2011

### Women

#	Name	Time	Place	Date
1.....	Paula Radcliffe (GBR).....	2:17:18.....	1.....	Oct. 13, 2002
2.....	Catherine Ndereba (KEN).....	2:18:47.....	1.....	Oct. 7, 2001
3.....	Catherine Ndereba (KEN).....	2:19:26.....	2.....	Oct. 13, 2002
4.....	Rita Jeptoo (KEN).....	2:19:57.....	1.....	Oct. 13, 2013
5.....	Berhane Adere (ETH).....	2:20:42.....	1.....	Oct. 22, 2006
6.....	Galina Bogomolova (RUS).....	2:20:47.....	2.....	Oct. 22, 2006
7.....	Jemima Jelegat Sumgong (KEN).....	2:20:48.....	2.....	Oct. 13, 2013
8.....	Yoko Shibui (JPN).....	2:21:22.....	3.....	Oct. 13, 2002
9.....	Constantina Tomescu-Dita.....	2:21:30.....	2.....	Oct. 9, 2005
10.....	Svetlana Zakharova (RUS).....	2:21:31.....	4.....	Oct. 13, 2002

## Top 100 men's performances in Chicago

#	Name	Time	Place	Date
1	Dennis Kimetto (KEN)	2:03:45	1	Oct. 13, 2013
2	Emmanuel Mutai (KEN)	2:03:52	2	Oct. 13, 2013
3	Eliud Kipchoge (KEN)	2:04:11	1	Oct. 12, 2014
4	Sammy Kitwara (KEN)	2:04:28	2	Oct. 12, 2014
5	Dickson Chumba (KEN)	2:04:32	3	Oct. 12, 2014
6	Tsegaye Kebede – 1 (ETH)	2:04:38	1	Oct. 7, 2012
7	Feyisa Lilesa – 1 (ETH)	2:04:52	2	Oct. 7, 2012
8	Sammy Kitwara - 2 (KEN)	2:05:16	3	Oct. 13, 2013
9	Tilahun Regassa (ETH)	2:05:27	3	Oct. 7, 2012
10	Moses Mosop (KEN)	2:05:37	1	Oct. 9, 2011
11	Sammy Wanjiru – 1 (KEN)	2:05:41	1	Oct. 11, 2009
12	Khalid Khannouchi – 1 (MAR)	2:05:42	1	Oct. 24, 1999
13	Evans Rutto – 1 (KEN)	2:05:50	1	Oct. 12, 2003
14	Kenenisa Bekele (ETH)	2:05:51	4	Oct. 12, 2014
15	Sammy Kitwara - 3 (KEN)	2:05:54	4	Oct. 7, 2012
16	Khalid Khannouchi – 2 (USA/NY)	2:05:56	1	Oct. 13, 2002
17	Abderrahim Goumri (MAR)	2:06:04	2	Oct. 11, 2009
18	Vincent Kipruto – 1 (KEN)	2:06:08	3	Oct. 11, 2009
19	Wesley Korir – 1 (KEN)	2:06:13	5	Oct. 7, 2012
20	Wesley Korir – 2 (KEN)	2:06:15	2	Oct. 9, 2011
21	Moses Tanui – 1 (KEN)	2:06:16	2	Oct. 24, 1999
21	Daniel Njenga – 1 (KEN)	2:06:16	2	Oct. 13, 2002
21	Toshinari Takaoka – 1 (JPN)	2:06:16	2	Oct. 13, 2002
21	Evans Rutto – 2 (KEN)	2:06:16	1	Oct. 10, 2004
25	Paul Tergat – 1 (KEN)	2:06:18	4	Oct. 13, 2002
26	Sammy Wanjiru – 2 (KEN)	2:06:24	1	Oct. 10, 2010
27	Evans Cheruiyot (KEN)	2:06:25	1	Oct. 12, 2008
28	Bernard Kipyego – 1 (KEN)	2:06:29	3	Oct. 9, 2011
29	Bernard Kipyego – 2 (KEN)	2:06:40	6	Oct. 7, 2012
30	Tsegaye Kebede – 2 (ETH)	2:06:43	2	Oct. 10, 2010
31	Abdelkader El Mouaziz – 1 (MAR)	2:06:46	5	Oct. 13, 2002
32	Ondoro Osoro (KEN)	2:06:54	1	Oct. 11, 1998
33	Micah Kogo (KEN)	2:06:56	4	Oct. 13, 2013
34	Khalid Khannouchi – 3 (USA/NY)	2:07:01	1	Oct. 22, 2000
35	Felix Limo (KEN)	2:07:02	1	Oct. 9, 2005
36	Charles Munyeki (KEN)	2:07:06	4	Oct. 11, 2009
37	Paul Koech (KEN)	2:07:07	2	Oct. 12, 2003
38	Benjamin Maiyo (KEN)	2:07:09	2	Oct. 9, 2005
39	Khalid Khannouchi – 4 (MAR)	2:07:10	1	Oct. 19, 1997
40	Steve Jones – 1 (GBR)	2:07:13	1	Oct. 20, 1985
41	Daniel Njenga – 2 (KEN)	2:07:14	3	Oct. 9, 2005
42	Khalid Khannouchi – 5 (MAR)	2:07:19	2	Oct. 11, 1998
43	Samuel Ndungu (KEN)	2:07:26	7	Oct. 7, 2012
44	Evans Rutto – 3 (KEN)	2:07:28	4	Oct. 9, 2005
45	Josephat Kiprono (KEN)	2:07:29	2	Oct. 22, 2000
46	Robert Kipkoech Cheruiyot (KEN)	2:07:35	1	Oct. 22, 2006
47	David Mandago (KEN)	2:07:37	2	Oct. 12, 2008

#	Name	Time	Place	Date
48	Daniel Njenga – 3 (KEN)	2:07:40	2	Oct. 22, 2006
49	Daniel Njenga – 4 (KEN)	2:07:41	3	Oct. 12, 2003
50	Dadi Yami (ETH)	2:07:43	8	Oct. 7, 2012
51	Daniel Njenga – 5 (KEN)	2:07:44	2	Oct. 10, 2004
52	Gert Thys (RSA)	2:07:45	3	Oct. 11, 1998
53	Patrick Ivuti (KEN)	2:07:46	5	Oct. 9, 2005
54	Moses Tanui – 2 (KEN)	2:07:47	3	Oct. 22, 2000
54	Dathan Ritzenhein (USA)	2:07:47	9	Oct. 7, 2012
56	Toshinari Takaoka – 2 (JPN)	2:07:50	3	Oct. 10, 2004
57	Jimmy Muindi – 1 (KEN)	2:07:51	3	Oct. 22, 2006
58	Joseph Kahugu – 1 (KEN)	2:07:59	4	Oct. 11, 1998
58	Bekana Daba (ETH)	2:07:59	4	Oct. 9, 2011
60	Ondoro Osoro – 2 (KEN)	2:08:00	3	Oct. 24, 1999
61	Peter Githuka – 1 (KEN)	2:08:02	4	Oct. 22, 2000
62	Ryan Hall (USA/CA)	2:08:04	5	Oct. 9, 2011
63	Steve Jones – 2 (GBR)	2:08:05	1	Oct. 21, 1984
64	Djama Robleh (DJI)	2:08:08	2	Oct. 20, 1985
65	Feyisa Lilesa – 2 (ETH)	2:08:10	3	Oct. 10, 2010
66	Fred Kiprop – 1 (KEN)	2:08:19	2	Oct. 19, 1997
67	Fred Kiprop – 2 (KEN)	2:08:23	5	Oct. 22, 2000
68	Toshihiko Seko (JPN)	2:08:27	1	Oct. 26, 1986
68	Jimmy Muindi – 2 (KEN)	2:08:27	4	Oct. 10, 2004
70	Bernard Koech (KEN)	2:08:30	5	Oct. 12, 2014
71	Shami Dawit (ETH)	2:08:39	10	Oct. 7, 2012
72	Peter Chebet (KEN)	2:08:43	4	Oct. 12, 2003
72	Richard Limo (KEN)	2:08:43	5	Oct. 11, 2009
74	Wesley Korir – 3 (KEN)	2:08:44	4	Oct. 10, 2010
74	Khalid Khannouchi – 6 (USA/NY)	2:08:44	5	Oct. 10, 2004
76	Peter Ndirangu (KEN)	2:08:46	3	Oct. 19, 1997
77	Rob De Castella – 1 (AUS)	2:08:48	3	Oct. 20, 1985
77	Marilson Dos Santos (BRA)	2:08:48	6	Oct. 10, 2004
79	Paul Evans – 1 (GBR)	2:08:52	1	Oct. 20, 1996
79	Ben Kimondiu (KEN)	2:08:52	1	Oct. 7, 2001
81	Philip Chirchir (KEN)	2:08:56	4	Oct. 19, 1997
81	Paul Tergat – 2 (KEN)	2:08:56	2	Oct. 7, 2001
81	Abdi Abdirahman (USA/AZ)	2:08:56	4	Oct. 22, 2006
84	Jimmy Muindi – 2 (KEN)	2:08:57	5	Oct. 12, 2003
84	Alejandro Cruz (MEX)	2:08:57	1	Oct. 30, 1988
86	Patrick Muturi (KEN)	2:08:59	5	Oct. 19, 1997
87	Peter Githuka – 2 (KEN)	2:09:00	3	Oct. 7, 2001
88	Carlos Lopes (POR)	2:09:06	2	Oct. 21, 1984
89	Vincent Kipruto – 2 (KEN)	2:09:08	5	Oct. 10, 2010
89	Ghirmay Ghebreslassie (ERI)	2:09:08	6	Oct. 12, 2014
91	Rob DeCastella – 2 (AUS)	2:09:09	3	Oct. 21, 1984
92	Yakov Tolstikov (RUS)	2:09:20	2	Oct. 30, 1988
92	Paul Evans – 2 (GBR)	2:09:20	6	Oct. 19, 1997
94	Stephen Kiogora (KEN)	2:09:21	7	Oct. 10, 2004
95	Laban Kipkemboi (KEN)	2:09:22	6	Oct. 9, 2005
96	Robert Cheboror (KEN)	2:09:25	5	Oct. 22, 2006

#	Name	Time	Place	Date
97	Mohamed Ouadi (FRA).....	2:09:26	4	Oct. 7, 2001
98	Robert Kiprono Cheruiyot (KEN).....	2:09:28	6	Oct. 10, 2010
99	David Morris (USA/NM).....	2:09:32	4	Oct. 24, 1999
100	Jerry Lawson (USA/FL).....	2:09:35	7	Oct. 19, 1997
100	Simon Bor (KEN).....	2:09:35	5	Oct. 24, 1999
100	Noriaki Igarashi (JPN).....	2:09:35	5	Oct. 7, 2001

### Top 100 women's performances in Chicago

#	Name	Time	Place	Date
1	Paula Radcliffe (GBR).....	2:17:18	1	Oct. 13, 2002
2	Catherine Ndereba – 1 (KEN).....	2:18:47	1	Oct. 7, 2001
3	Catherine Ndereba – 2 (KEN).....	2:19:26	2	Oct. 13, 2002
4	Rita Jeptoo - 1 (KEN).....	2:19:57	1	Oct. 13, 2013
5	Berhane Adere – 1 (ETH).....	2:20:42	1	Oct. 22, 2006
6	Galina Bogomolova (RUS).....	2:20:47	2	Oct. 22, 2006
7	Jemima Jelegat Sumgong (KEN).....	2:20:48	2	Oct. 13, 2013
8	Joan Benoit Samuelson (USA/ME).....	2:21:21	1	Oct. 20, 1985
9	Yoko Shibui (JPN).....	2:21:22	3	Oct. 13, 2002
10	Deena Kastor – 1 (USA/CA).....	2:21:25	1	Oct. 9, 2005
11	Constantina Dita – 1 (ROU).....	2:21:30	2	Oct. 9, 2005
12	Svetlana Zakharova – 1 (RUS).....	2:21:31	4	Oct. 13, 2002
13	Catherine Ndereba – 3 (KEN).....	2:21:33	1	Oct. 22, 2000
14	Atsede Baysa – 1 (ETH).....	2:22:03	1	Oct. 7, 2012
15	Rita Jeptoo - 2 (KEN).....	2:22:04	2	Oct. 7, 2012
16	Ejegayehu Dibaba (ETH).....	2:22:09	2	Oct. 9, 2011
17	Lornah Kiplagat (KEN).....	2:22:36	2	Oct. 22, 2000
17	Benita Johnson (AUS).....	2:22:36	3	Oct. 22, 2006
19	Lucy Kabuu (KEN).....	2:22:41	3	Oct. 7, 2012
20	Maria Kononova – 1 (RUS).....	2:22:56	3	Oct. 13, 2013
21	Madai Perez (MEX).....	2:22:59	4	Oct. 22, 2006
22	Ingrid Kristiansen – 1 (NOR).....	2:23:05	2	Oct. 20, 1985
23	Svetlana Zakharova – 2 (RUS).....	2:23:07	1	Oct. 12, 2003
24	Caroline Rotich (KEN).....	2:23:22	5	Oct. 7, 2012
25	Rosa Mota – 1 (POR).....	2:23:29	3	Oct. 20, 1985
26	Constantina Dita – 2 (ROU).....	2:23:35	2	Oct. 12, 2003
27	Astede Baysa – 2 (ETH).....	2:23:40	2	Oct. 10, 2010
28	Aliaksandra Duliba (BLR).....	2:23:44	4	Oct. 13, 2013
29	Constantina Dita – 3 (ROU).....	2:23:45	1	Oct. 10, 2004
30	Maria Kononova – 2 (RUS).....	2:23:50	3	Oct. 10, 2010
31	Joyce Chepchumba (KEN).....	2:23:57	1	Oct. 11, 1998
32	Constantina Dita – 4 (ROU).....	2:24:25	5	Oct. 22, 2006
33	Nuta Olaru – 1 (ROU).....	2:24:33	2	Oct. 10, 2004
34	Rita Jeptoo - 3 (KEN).....	2:24:35	1	Oct. 12, 2014
35	Kayoko Fukushi (JPN).....	2:24:38	3	Oct. 9, 2011
36	Jelena Prokopcuka (LAT).....	2:24:53	3	Oct. 12, 2003
37	Elfenesh Alemu (ETH).....	2:24:54	2	Oct. 7, 2001
38	Svetlana Zhakarova (RUS).....	2:25:01	3	Oct. 10, 2004
39	Madina Biktagirova (RUS).....	2:25:20	5	Oct. 13, 2002

#	Name	Time	Place	Date
40	Albina Ivanova – 1 (RUS).....	2:25:35	5	Oct. 12, 2003
41	Nutu Olaru – 2 (ROU).....	2:25:37	6	Oct. 22, 2006
41	Mare Dibaba (ETH).....	2:25:37	2	Oct. 12, 2014
43	Maria Kononova – 3 (RUS).....	2:25:38	6	Oct. 7, 2012
44	Florence Kiplagat (KEN).....	2:25:57	3	Oct. 12, 2014
45	Joyce Chepchumba – 2 (KEN).....	2:25:59	1	Oct. 24, 1999
46	Maragaret Okayo (KEN).....	2:26:00	2	Oct. 24, 1999
46	Masako Chiba (JPN).....	2:26:00	3	Oct. 9, 2005
48	Rosa Mota – 2 (POR).....	2:26:01	1	Oct. 21, 1984
49	Kerryn McCann (AUS).....	2:26:04	3	Oct. 7, 2001
49	Hiromi Ominami (JPN).....	2:26:04	7	Oct. 22, 2006
51	Malgorzata Sobanska – 1 (POL).....	2:26:08	4	Oct. 7, 2001
52	Fatuma Sado (ETH).....	2:26:09	7	Oct. 7, 2012
53	Belainesh Gebre (ETH).....	2:26:17	4	Oct. 9, 2011
54	Desiree Davila (USA/MI).....	2:26:20	4	Oct. 10, 2010
55	Joyce Chepchumba – 3 (KEN).....	2:26:21	4	Oct. 10, 2004
56	Grazyna Syrek (POL).....	2:26:22	5	Oct. 12, 2003
57	Irina Mikitenko – 1 (GER).....	2:26:31	2	Oct. 11, 2009
58	Irina Mikitenko – 2 (GER).....	2:26:40	5	Oct. 10, 2010
59	Christelle Daunay (FRA).....	2:26:41	5	Oct. 9, 2011
60	Atsede Baysa – 2 (ETH).....	2:26:42	5	Oct. 13, 2013
61	Lidiya Grigoryeva – 1 (RUS).....	2:26:47	3	Oct. 11, 2009
62	Deena Drossin – 2 (USA/CA).....	2:26:53	6	Oct. 13, 2002
63	Teyba Erkesso (ETH).....	2:26:56	4	Oct. 11, 2009
64	Birhane Dibaba (ETH).....	2:27:02	4	Oct. 12, 2014
65	Amy Hastings (USA).....	2:27:03	5	Oct. 12, 2014
66	Colleen De Reuck – 1 (RSA).....	2:27:04	2	Oct. 11, 1998
67	Ingrid Kristiansen – 2 (NOR).....	2:27:08	1	Oct. 26, 1986
67	Lyudmila Petrova (RUS).....	2:27:08	8	Oct. 22, 2006
69	Elana Meyer – 1 (RSA).....	2:27:17	3	Oct. 24, 1999
69	Lidiya Grigoryeva – 2 (RUS).....	2:27:17	1	Oct. 12, 2008
69	Renee Baillie (USA).....	2:27:17	8	Oct. 7, 2012
72	Elana Meyer – 1 (RSA).....	2:27:20	3	Oct. 11, 1998
73	Colleen De Reuck – 2 (RSA).....	2:27:30	4	Oct. 24, 1999
74	Lisa Ondieki (AUS).....	2:27:40	2	Oct. 21, 1984
75	Ehitu Kiros Reda (ETH).....	2:27:42	6	Oct. 13, 2013
76	Irina Bogacheva (KGZ).....	2:27:46	5	Oct. 24, 1999
77	Yukiko Akaba (JPN).....	2:27:49	7	Oct. 13, 2013
78	Carla Beurskens (NED).....	2:27:50	4	Oct. 20, 1985
78	Malgorzata Sobanska – 2 (POL).....	2:27:50	6	Oct. 12, 2003
80	Colleen De Reuck – 3 (USA/CO).....	2:28:01	7	Oct. 12, 2005
81	Veronique Marot (GBR).....	2:28:04	5	Oct. 20, 1985
82	Lisa Weidenbach – 1 (USA/WA).....	2:28:15	1	Oct. 29, 1989
82	Kayoko Obata – 1 (JPN).....	2:28:15	7	Oct. 13, 2002
84	Albina Ivanova – 2 (RUS).....	2:28:22	5	Oct. 10, 2004
85	Shetaya Gemechu (ETH).....	2:28:28	6	Oct. 10, 2004
86	Mamitu Daska (ETH).....	2:28:29	6	Oct. 10, 2010
87	Marla Runyan (USA/OR).....	2:28:33	7	Oct. 10, 2004
87	Madina Biktagirova (RUS).....	2:28:33	8	Oct. 12, 2003



#	Name	Time	Place	Date
89	Libbie Hickman (USA/CO).....	2:28:34.....	6.....	Oct. 24, 1999
90	Berhane Adere – 2 (ETH).....	2:28:38.....	5.....	Oct. 11, 2009
90	Abebech Afework (ETH).....	2:28:38.....	8.....	Oct. 13, 2013
92	Ritva Lemettinen (FIN).....	2:28:39.....	1.....	Oct. 15, 1995
92	Kayoko Obata – 2 (JPN).....	2:28:39.....	4.....	Oct. 11, 1998
92	Kathy Butler (GBR).....	2:28:39.....	9.....	Oct. 22, 2006
95	Colleen De Reuck – 4 (USA/CO).....	2:28:40.....	4.....	Oct. 9, 2005
96	Marian Sutton – 1 (GBR).....	2:28:42.....	7.....	Oct. 24, 1999
97	Magdalena Lewy-Boulet (USA/CA).....	2:28:44.....	7.....	Oct. 10, 2010
98	Eri Hayakawa (JPN).....	2:28:50.....	5.....	Oct. 9, 2005
98	Deena Kastor – 3 (USA/CA).....	2:28:50.....	6.....	Oct. 11, 2009
100	Dulce Maria Rodriguez (MEX).....	2:28:54.....	5.....	Oct. 9, 2005



## World & U.S. records

2015 Top 10 marathon performances.....	202
2015 Top 10 American marathon performances.....	203
All-time top 100 men's marathon performances.....	204
All-time top 100 women's marathon performances.....	206
All-time top 25 men's American marathon performances.....	209
All-time top 25 women's American marathon performances.....	210
All-time top 10 masters marathon performances.....	211
All-time top 5 American masters marathon performances.....	211
Men's marathon national records by country.....	212
Women's marathon national records by country.....	217
Men's world record progression.....	221
Women's world record progression.....	222
World record split times.....	223
Men's American record progression.....	224
Women's American record progression.....	224
All-time fastest American debut marathon times.....	225

## 2015 Top 10 marathon performances

(as of September 5, 2015)

### Men

#	Name	Time	Date	Location
1.....	Eliud Kipchoge (KEN).....	2:04:42.....	April 26.....	London
2.....	Wilson Kipsang (KEN).....	2:04:47.....	April 26.....	London
3.....	Berhanu Lemi (ETH).....	2:05:28.....	January 23.....	Dubai
4.....	Mark Korir (KEN).....	2:05:49.....	April 12.....	Paris
5.....	Dennis Kimetto (KEN).....	2:05:50.....	April 26.....	London
6.....	Lelisa Desisa (ETH).....	2:05:52.....	January 23.....	Dubai
7.....	Endeshaw Negesse (ETH).....	2:06:00.....	February 22.....	Tokyo
8.....	Deribe Robi (ETH).....	2:06:06.....	January 23.....	Dubai
9.....	Wilson Loyanae Erupe (KEN).....	2:06:11.....	March 15.....	Seoul
10.....	Moses Mosop (KEN).....	2:06:19.....	January 3.....	Xiamen

### Women

#	Name	Time	Date	Location
1.....	Mare Dibaba (ETH).....	2:19:52.....	January 3.....	Xiamen
2.....	Aselefech Mergia (ETH).....	2:20:02.....	January 23.....	Dubai
3.....	Gladys Cherono Kiprono (KEN).....	2:20:03.....	January 23.....	Dubai
4.....	Lucy Wangui Kabuu (KEN).....	2:20:21.....	January 23.....	Dubai
5.....	Shure Demise (ETH).....	2:20:59.....	January 23.....	Dubai
6.....	Aberu Kebede (ETH).....	2:21:17.....	January 23.....	Dubai
7.....	Mulu Seboka (ETH).....	2:21:56.....	January 23.....	Dubai
8.....	Eunice Jepkirui Kirwa (BRN).....	2:22:08.....	March 8.....	Nagoya
9.....	Tetiana Shmyrko (UKR).....	2:22:09.....	January 25.....	Osaka
10.....	Mariya Kononova (RUS).....	2:22:27.....	March 8.....	Nagoya

## 2015 Top 10 American marathon performances

(as of September 5, 2015)

### Men

#	Name	Time	Date	Location
1	Dathan Ritzenhein (MI)	2:11:20	April 20	Boston
2	Meb Keflezighi (CA)	2:12:42	April 20	Boston
3	Aaron Braun (CO)	2:12:54	January 18	Houston
4	Jared Ward (UT)	2:12:56	March 15	Los Angeles
5	Matt Tegenkamp (OR)	2:13:52	April 20	Boston
6	Jeffrey Eggleston (AZ)	2:14:17	April 20	Boston
7	Craig Leon (OR)	2:14:43	January 18	Houston
8	Luke Puskedra (OR)	2:15:27	June 20	Duluth
9	Brendan Martin (IL)	2:15:30	June 20	Duluth
10	Matt Llano (AZ)	2:16:13	March 15	Los Angeles

### Women

#	Name	Time	Date	Location
1	Desiree Linden (MI)	2:25:39	April 20	Boston
2	Shalene Flanagan (OR)	2:27:47	April 20	Boston
3	Annie Bersagel (CO)	2:28:29	April 26	Düsseldorf
4	Kellyn Taylor (AZ)	2:28:40	January 18	Houston
5	Serena Burla (VA)	2:31:46	January 18	Houston
6	Lindsey Scherf (NY)	2:32:19	June 20	Duluth
7	Lindsay Flanagan (MD)	2:33:12	January 18	Houston
8	Maegan Krifchin (DC)	2:33:30	April 26	Hamburg
9	Marci Gage (OR)	2:33:33	June 20	Duluth
10	Clara Santucci (PA)	2:34:06	May 3	Pittsburg

## All-time top 100 men's marathon performances

(as of September 5, 2015)

#	Name	Time	Place	Date	Location
1	Dennis Kipruto Kimetto (KEN)	2:02:57	1	September 28, 2014	Berlin GER
2	Geoffrey Mutai Kiprono (KEN)	2:03:02	1	April 18, 2011	Boston MA/USA
3	Moses Mosop Cheruiyot (KEN)	2:03:06	2	April 18, 2011	Boston MA/USA
4	Emmanuel Mutai Kipchirchir (KEN)	2:03:13	2	September 28, 2014	Berlin GER
5	Wilson Kipsang Kiprotich (KEN)	2:03:23	1	September 29, 2013	Berlin GER
6	Patrick Makau Musyoki (KEN)	2:03:38	1	September 25, 2011	Berlin GER
7	Wilson Kipsang Kiprotich-2	2:03:42	1	October 30, 2011	Frankfurt GER
8	Dennis Kipruto Kimetto-2	2:03:45	1	October 13, 2013	Chicago IL/USA
9	Emmanuel Mutai Kipchirchir-2	2:03:52	2	October 13, 2013	Chicago IL/USA
10	Haile Gebreselassie (ETH)	2:03:58	1	September 28, 2008	Berlin GER
11	Eliud Kipchoge (KEN)	2:04:04	2	September 29, 2013	Berlin GER
12	Eliud Kipchoge-2	2:04:11	1	October 12, 2014	Chicago IL/USA
13	Geoffrey Mutai Kiprono-2	2:04:15	1	September 30, 2012	Berlin GER
14	Dennis Kipruto Kimetto-3	2:04:16	2	September 30, 2012	Berlin GER
15	Ayele Abshiro Biza (ETH)	2:04:23	1	January 27, 2012	Dubai UAE
16	Haile Gebreselassie-2	2:04:26	1	September 30, 2007	Berlin GER
16	Duncan Kibet Kirong (KEN)	2:04:26	1	April 5, 2009	Rotterdam NED
16	James Kwambai Kipsang (KEN)	2:04:26	2	April 5, 2009	Rotterdam NED
19	Sammy Kitwara Kirop (KEN)	2:04:28	2	October 12, 2014	Chicago IL/USA
20	Wilson Kipsang Kiprotich-3	2:04:29	1	April 13, 2014	London ENG
21	Tsegay Mekonen Assefa (ETH)	2:04:32	1	January 24, 2014	Dubai UAE
21	Dickson Chumba (KEN)	2:04:32	3	October 12, 2014	Chicago IL/USA
23	Tsegay Kebede Tadesse (ETH)	2:04:38	1	October 7, 2012	Chicago IL/USA
24	Emmanuel Mutai Kipchirchir-3	2:04:40	1	April 17, 2011	London ENG
25	Eliud Kipchoge - 3	2:04:42	1	April 26, 2015	London ENG
26	Wilson Kipsang Kiprotich-4	2:04:44	1	April 22, 2012	London ENG
27	Lelisa Desisa Benti (ETH)	2:04:45	1	January 25, 2013	Dubai UAE
28	Wilson Kipsang Kiprotich-5	2:04:47	2	April 26, 2015	London ENG
29	Patrick Makau Musyoki-2	2:04:48	1	April 11, 2010	Rotterdam NED
29	Yemane Adhane Tsegay (ETH)	2:04:48	1	April 15, 2012	Rotterdam NED
29	Berhanu Shiferaw Tolcha (ETH)	2:04:48	2	January 25, 2013	Dubai UAE
32	Tadesse Tola Woldegeberel (ETH)	2:04:49	3	January 25, 2013	Dubai UAE
33	Dino Sefir Kemal (ETH)	2:04:50	2	January 27, 2012	Dubai UAE
33	Getu Feleke (ETH)	2:04:50	2	April 15, 2012	Rotterdam NED
35	Feyisa Lelisa Gemechu (ETH)	2:04:52	2	October 7, 2012	Chicago IL/USA
35	Negesse Endeshaw Shumi (ETH)	2:04:52	4	January 25, 2013	Dubai UAE
37	Haile Gebreselassie-3	2:04:53	1	January 18, 2008	Dubai UAE
37	Gebre Gebremariam Egziabher (ETH)	2:04:53	3	April 18, 2011	Boston MA/USA
37	Bernard Koech Kiprop (KEN)	2:04:53	5	January 25, 2013	Dubai UAE
40	Markos Geneti Guteta (ETH)	2:04:54	3	January 27, 2012	Dubai UAE
41	Paul Tergat (KEN)	2:04:55	1	September 28, 2003	Berlin GER
41	Geoffrey Mutai Kiprono-3	2:04:55	2	April 11, 2010	Rotterdam NED
41	Stanley Kipliting Biwott (KEN)	2:04:55	2	April 13, 2014	London ENG
44	Sammy Korir (KEN)	2:04:56	2	September 28, 2003	Berlin GER
44	Jonathan Maiyo Kiplimo (KEN)	2:04:56	4	January 27, 2012	Dubai UAE
46	Wilson Kipsang Kiprotich-6	2:04:57	1	October 31, 2010	Frankfurt GER

#	Name	Time	Place	Date	Location
47.....	Ryan Hall (USA)	2:04:58	4.....	April 18, 2011	Boston MA/USA
48.....	Eliud Kipchoge-4	2:05:00	1.....	April 13, 2014	Rotterdam NED
49.....	Moses Mosop Cheruiyot-2	2:05:03	3.....	April 15, 2012	Rotterdam NED
49.....	Abel Kirui (KEN)	2:05:03	3.....	April 5, 2009	Rotterdam NED
51.....	Kenenisa Bekele Beyeche (ETH)	2:05:04	1.....	April 6, 2014	Paris FRA
52.....	Geoffrey Mutai Kiprono-4	2:05:06	1.....	November 6, 2011	New York NY/USA
53.....	Patrick Makau Musyoki-3	2:05:08	1.....	September 26, 2010	Berlin GER
54.....	Samuel Wanjiru Kamau (KEN)	2:05:10	1.....	April 26, 2009	London ENG
54.....	Geoffrey Mutai Kiprono-5	2:05:10	2.....	September 26, 2010	Berlin GER
54.....	Tadesse Tola Woldegeberel-2	2:05:10	5.....	January 27, 2012	Dubai UAE
57.....	Stanley Kipleting Biwott-2	2:05:12	1.....	April 15, 2012	Paris FRA
58.....	Vincent Kipruto Limo (KEN)	2:05:13	3.....	April 11, 2010	Rotterdam NED
58.....	Markos Geneti Guteta-2	2:05:13	2.....	January 24, 2014	Dubai UAE
60.....	Martin Lel Kiptolo (KEN)	2:05:15	1.....	April 13, 2008	London ENG
61.....	Levi Matebo Omari (KEN)	2:05:16	2.....	October 30, 2011	Frankfurt GER
61.....	<b>Sammy Kitwara Kiprop (KEN)</b>	2:05:16	3.....	<b>October 13, 2013</b>	<b>Chicago IL/USA</b>
63.....	Tsegay Kebede Tadesse-2	2:05:18	1.....	December 6, 2009	Fukuoka JPN
64.....	Tsegay Kebede Tadesse-3	2:05:19	1.....	April 25, 2010	London ENG
65.....	Tsegay Kebede Tadesse-4	2:05:20	2.....	April 26, 2009	London ENG
66.....	Feyisa Lelisa Gemechu-2	2:05:23	4.....	April 11, 2010	Rotterdam NED
67.....	Samuel Wanjiru Kamau-2	2:05:24	2.....	April 13, 2008	London ENG
68.....	Bazu Worku Hayla (ETH)	2:05:25	3.....	September 26, 2010	Berlin GER
68.....	Albert Matebor Kiplagat (KEN)	2:05:25	3.....	October 30, 2011	Frankfurt GER
70.....	Jaouad Gharib (MAR)	2:05:27	3.....	April 26, 2009	London ENG
70.....	Wilson Chebet Kwambai (KEN)	2:05:27	1.....	April 10, 2011	Rotterdam NED
70.....	<b>Tilahun Regassa Dabe (ETH)</b>	2:05:27	3.....	<b>October 7, 2012</b>	<b>Chicago IL/USA</b>
73.....	Berhanu Lemi (ETH)	2:05:28	1.....	January 23, 2015	Dubai UAE
74.....	Haile Gebreselasie-4	2:05:29	1.....	January 16, 2009	Dubai UAE
75.....	Abderrahim Goumri (MAR)	2:05:30	3.....	April 13, 2008	London ENG
75.....	Eliud Kipchoge-5	2:05:30	1.....	April 21, 2013	Hamburg GER
77.....	Vincent Kipruto Limo-2	2:05:33	2.....	April 10, 2011	Rotterdam NED
78.....	James Kwambai Kipsang-2	2:05:35	2.....	September 28, 2008	Berlin GER
79.....	Wilson Chebet Kwambai-2	2:05:36	1.....	October 20, 2013	Amsterdam NED
80.....	<b>Moses Mosop Cheruiyot-3</b>	2:05:37	1.....	<b>October 9, 2011</b>	<b>Chicago IL/USA</b>
80.....	Khalid Khannouchi (USA)	2:05:37	1.....	April 14, 2002	London ENG
82.....	Peter Kimeli Some (KEN)	2:05:38	1.....	April 7, 2013	Paris FRA
82.....	Tilahun Regassa Dabe-2	2:05:38	1.....	April 14, 2013	Rotterdam NED
84.....	Eliud Kiptanui (KEN)	2:05:39	1.....	May 9, 2010	Prague CZE
85.....	<b>Samuel Wanjiru Kamau-3</b>	2:05:41	1.....	<b>October 11, 2009</b>	<b>Chicago IL/USA</b>
85.....	Dadi Gemeda Yama (ETH)	2:05:41	6.....	January 27, 2012	Dubai UAE
85.....	Wilson Chebet Kwambai-3	2:05:41	1.....	October 21, 2012	Amsterdam NED
85.....	Getu Feleke-2	2:05:41	1.....	April 13, 2014	Vienna AUT
89.....	<b>Khalid Khannouchi-2</b>	2:05:42	1.....	<b>October 24, 1999</b>	<b>Chicago IL/USA</b>
89.....	Abdullah Dawit Shami (ETH)	2:05:42	7.....	January 27, 2012	Dubai UAE
89.....	Deressa Edae Chimsa (ETH)	2:05:42	8.....	January 27, 2012	Dubai UAE
89.....	Dickson Kiptolo Chumba -2	2:05:42	1.....	February 23, 2014	Tokyo JPN
93.....	Getu Feleke-3	2:05:44	1.....	October 17, 2010	Amsterdam NED
94.....	Martin Lel Kiptolo-2	2:05:45	2.....	April 17, 2011	London ENG
94.....	Patrick Makau Musyoki-4	2:05:45	3.....	April 17, 2011	London ENG

#	Name	Time	Place	Date	Location
96.....	Dickson Chumba-3.....	2:05:46.....	1.....	October 14, 2012.....	Eindhoven NED
97.....	Vincent Kipruto Limo-3.....	2:05:47.....	1.....	April 5, 2009.....	Paris FRA
98.....	Paul Tergat-2.....	2:05:48.....	2.....	April 14, 2002.....	London ENG
98.....	Jafred Chirchir Kipchumba (KEN).....	2:05:48.....	1.....	October 9, 2011.....	Eindhoven NED
100....	William Kipsang Rop (KEN).....	2:05:49.....	1.....	April 13, 2008.....	Rotterdam NED
100....	Birhanu Gebre Girma (ETH).....	2:05:49.....	3.....	January 24, 2014.....	Dubai UAE

*Bold font = Set at Chicago Marathon*

## All-time top 100 women's marathon performances\*

*(as of September 5, 2015)*

#	Name	Time	Place	Date	Location
1	Paula Radcliffe (ENG).....	2:15:25.....	1.....	April 13, 2003.....	London ENG
2	<b>Paula Radcliffe-2.....</b>	<b>2:17:17.....</b>	<b>1.....</b>	<b>October 13, 2002.....</b>	<b>Chicago IL/USA</b>
3	Paula Radcliffe-3.....	2:17:42.....	1.....	April 17, 2005.....	London ENG
4	Mary Keitany Chepkosgei (KEN).....	2:18:37.....	1.....	April 22, 2012.....	London ENG
5	<b>Catherine Ndereba (KEN).....</b>	<b>2:18:47.....</b>	<b>1.....</b>	<b>October 7, 2001.....</b>	<b>Chicago IL/USA</b>
6	Paula Radcliffe-4.....	2:18:56.....	1.....	April 14, 2002.....	London ENG
7	Rita Jeptoo Sitienei (KEN).....	2:18:57.....	1.....	April 21, 2014.....	Boston MA/USA
8	Teke Gelane Erba (ETH).....	2:18:58.....	1.....	April 15, 2012.....	Rotterdam NED
9	Mizuki Noguchi (JPN).....	2:19:12.....	1.....	September 25, 2005.....	Berlin GER
10	Irina Mikiyenko (GER).....	2:19:18.....	1.....	September 28, 2008.....	Berlin GER
11	Mary Keitany Chepkosgei-2.....	2:19:19.....	1.....	April 17, 2011.....	London ENG
12	Catherine Ndereba-2.....	2:19:26.....	2.....	October 13, 2002.....	Chicago IL/USA
13	Aselefech Mergia Medessa (ETH).....	2:19:31.....	1.....	January 27, 2012.....	Dubai UAE
14	Lucy Kabuu Wangui (KEN).....	2:19:34.....	2.....	January 27, 2012.....	Dubai UAE
15	Deena Kastor (USA).....	2:19:36.....	1.....	April 23, 2006.....	London ENG
16	Ying-jie Sun (CHN).....	2:19:39.....	1.....	October 19, 2003.....	Beijing CHN
17	Yoko Shibui (JPN).....	2:19:41.....	1.....	September 26, 2004.....	Berlin GER
18	Florence Chebet Kiplagat (KEN).....	2:19:44.....	1.....	September 25, 2011.....	Berlin GER
19	Naoko Takahashi (JPN).....	2:19:46.....	1.....	September 30, 2001.....	Berlin GER
20	Edna Kiplagat Ngeringwony (KEN).....	2:19:50.....	2.....	April 22, 2012.....	London ENG
21	Chun-xiu Zhou (CHN).....	2:19:51.....	1.....	March 12, 2006.....	Seoul KOR
22	Mare Dibaba Hurssa (ETH).....	2:19:52.....	3.....	January 27, 2012.....	Dubai UAE
22	Mare Dibaba Hurssa-2.....	2:19:52.....	1.....	January 3, 2015.....	Xiamen CHN
24	Catherine Ndereba-3.....	2:19:55.....	2.....	April 13, 2003.....	London ENG
25	<b>Rita Jeptoo Sitienei-2.....</b>	<b>2:19:57.....</b>	<b>1.....</b>	<b>October 13, 2013.....</b>	<b>Chicago IL/USA</b>
26	Bizunesh Deba Dejene (ETH).....	2:19:59.....	2.....	April 21, 2014.....	Boston MA/USA
27	Aselefech Mergia Medessa - 2.....	2:20:02.....	1.....	January 23, 2015.....	Dubai UAE
28	Gladys Cherono Kiprono (KEN).....	2:20:03.....	2.....	January 23, 2015.....	Dubai UAE
29	Priscilla Cheptoo (KEN).....	2:20:14.....	3.....	April 22, 2012.....	London ENG
30	Priscilla Cheptoo-2.....	2:20:15.....	1.....	April 21, 2013.....	London ENG
31	Tirfi Tsegaye (ETH).....	2:20:18.....	1.....	September 28, 2014.....	Berlin GER
32	Edna Kiplagat Ngeringwony-2.....	2:20:21.....	1.....	April 13, 2014.....	London ENG
32	Lucy Kabuu Wangui - 2.....	2:20:21.....	3.....	January 23, 2015.....	Dubai UAE
34	Florence Chebet Kiplagat-2.....	2:20:24.....	2.....	April 13, 2014.....	London ENG
35	Fayse Tadesse -ETH.....	2:20:27.....	2.....	September 28, 2014.....	Berlin GER
36	Bizunesh Bekele Sertsu (ETH).....	2:20:30.....	4.....	January 27, 2012.....	Dubai UAE

#	Name	Time	Place	Date	Location
36	Aberu Kebede Shewaye (ETH)	2:20:30	1	September 30, 2012	Berlin GER
38	Aberu Kebede Shewaye-2	2:20:33	5	January 27, 2012	Dubai UAE
39	Tirunesh Dibaba (ETH)	2:20:35	3	April 13, 2014	London ENG
39	Mare Dibaba Hurssa-3	2:20:35	3	April 21, 2014	Boston MA/USA
41	Chun-xiu Zhou-2	2:20:38	1	April 22, 2007	London ENG
42	Jemima Sumgong Chelegat (KEN)	2:20:41	4	April 21, 2014	Boston MA/USA
43	Birhane Adere Debela (ETH)	2:20:42	1	October 22, 2006	Chicago IL/USA
44	Tegla Loroupe (KEN)	2:20:43	1	September 26, 1999	Berlin GER
44	Margaret Okayo (KEN)	2:20:43	1	April 15, 2002	Boston MA/USA
46	Edna Kiplagat Ngeringwony-3	2:20:46	2	April 17, 2011	London ENG
47	Tegla Loroupe-2	2:20:47	1	April 19, 1998	Rotterdam NED
47	Galina Bogomolova (RUS)	2:20:47	2	October 22, 2006	Chicago IL/USA
49	Jemima Sumgong t-2	2:20:48	2	October 13, 2013	Chicago IL/USA
50	Paula Radcliffe-5	2:20:57	1	August 14, 2005	Helsinki FIN
50	Florence Chebet Kiplagat-3	2:20:57	4	April 22, 2012	London ENG
52	Shure Demise (ETH)	2:20:59	4	January 23, 2015	Dubai UAE
53	Ying-jie Sun-2	2:21:01	1	October 16, 2005	Beijing CHN
53	Meselech Melkamu Haileyesus (ET)	2:21:01	1	October 28, 2012	Frankfurt GER
55	Ingrid Kristiansen (NOR)	2:21:06	1	April 21, 1985	London ENG
55	Feyissa Tadesse Boru (ETH)	2:21:06	1	April 7, 2013	Paris FRA
57	Meseret Hailu Debele (ETH)	2:21:09	1	October 21, 2012	Amsterdam NED
58	Chun-xiu Zhou-3	2:21:11	2	October 16, 2005	Beijing CHN
59	Catherine Ndereba-4	2:21:12	2	April 15, 2002	Boston MA/USA
59	Florence Chebet Kiplagat-4	2:21:12	1	September 29, 2013	Berlin GER
61	Shalane Flanagan (USA)	2:21:14	3	September 28, 2014	Berlin GER
62	Deena Kastor-2	2:21:15	3	April 13, 2003	London ENG
63	Aberu Kebede Shewaye-3	2:21:17	5	January 23, 2015	Dubai UAE
64	Mizuki Noguchi-2	2:21:18	1	January 26, 2003	Osaka JPN
65	Tirfi Tsegay-2	2:21:19	2	September 30, 2012	Berlin GER
66	Joan Samuelson (USA)	2:21:21	1	October 20, 1985	Chicago IL/USA
66	Ying-jie Sun-3	2:21:21	1	October 20, 2002	Beijing CHN
68	Yoko Shibui-2	2:21:22	3	October 13, 2002	Chicago IL/USA
69	Deena Kastor-3	2:21:25	1	October 9, 2005	Chicago IL/USA
70	Meselech Melkamu Haileyesus-2	2:21:28	5	April 21, 2014	Boston MA/USA
71	Lyudmila Petrova (RUS)	2:21:29	2	April 23, 2006	London ENG
71	Aleksandra Duliba (BLR)	2:21:29	6	April 21, 2014	Boston MA/USA
73	Constantina Dita (ROM)	2:21:30	2	October 9, 2005	Chicago IL/USA
73	Lydia Cheromei Kogo (KEN)	2:21:30	6	January 27, 2012	Dubai UAE
73	Askale Tafa Magarsa (ETH)	2:21:30	2	September 28, 2008	Berlin GER
76	Svetlana Zakharova (RUS)	2:21:31	4	October 13, 2002	Chicago IL/USA
77	Edna Kiplagat Ngeringwony-4	2:21:32	2	April 21, 2013	London ENG
78	Catherine Ndereba-5	2:21:33	1	October 22, 2000	Chicago IL/USA
79	Getenesh Wami (ETH)	2:21:34	1	September 24, 2006	Berlin GER
80	Mare Dibaba Hurssa-4	2:21:36	1	January 2, 2014	Xiamen CHN
81	Mizuki Noguchi-3	2:21:37	1	November 18, 2007	Tokyo JPN
82	Georgina Rono (KEN)	2:21:39	2	October 28, 2012	Frankfurt GER
83	Tirfi Tsegay-3	2:21:40	1	April 15, 2012	Paris FRA
84	Eunice Kirwa Chepkirui (KEN)	2:21:41	2	October 21, 2012	Amsterdam NED
85	Feyissa Tadesse Boru-2	2:21:42	4	April 13, 2014	London ENG



#	Name	Time	Place	Date	Location
86	Uta Pippig (GER)	2:21:45	1	April 18, 1994	Boston MA/USA
86	Masako Chiba (JPN)	2:21:45	2	January 26, 2003	Osaka JPN
86	Getenesh Wami-2	2:21:45	2	April 22, 2007	London ENG
89	Susan Chepkemei (KEN)	2:21:46	3	April 23, 2006	London ENG
90	Naoko Takahashi-2	2:21:47	1	December 6, 1998	Bangkok THA
91	Naoko Takahashi-3	2:21:49	1	September 29, 2002	Berlin GER
92	Naoko Sakamoto (JPN)	2:21:51	3	January 26, 2003	Osaka JPN
93	Birhane Adere Debela-2	2:21:52	4	April 23, 2006	London ENG
94	Mulu Seboka (ETH)	2:21:56	6	January 23, 2015	Dubai UAE
95	Galina Bogomolova-2	2:21:58	5	April 23, 2006	London ENG
96	Mamitu Daska Molisa (ETH)	2:21:59	1	October 30, 2011	Frankfurt GER
97	Catherine Ndereba-6	2:22:01	2	August 14, 2005	Helsinki FIN
98	Shalane Flanagan-2	2:22:02	7	April 21, 2014	Boston MA/USA
<b>99</b>	<b>Atseda Baysa Tesema (ETH)</b>	<b>2:22:03</b>	<b>1</b>	<b>October 7, 2012</b>	<b>Chicago IL/USA</b>
100	Atseda Baysa Tesema-2	2:22:04	1	April 11, 2010	Paris FRA
<b>100</b>	<b>Rita Jeptoo Sitienei-3</b>	<b>2:22:04</b>	<b>2</b>	<b>October 7, 2012</b>	<b>Chicago IL/USA</b>

*Bold font = Set at Chicago Marathon*

*\* Official results as of September 2015. Result standings are subject to change in accordance with International Athletics Association Federations (IAAF) Anti-Doping Rules and Regulations.*

## All-time top 25 men's American marathon performances

(as of September 5, 2015)

### Men

#	Name	Time	Place	Date	Location
1	Ryan Hall (CA) - 1	2:04:58	4	April 18, 2011	Boston
2	Khalid Khannouchi (NY) - 1	2:05:38	1	April 14, 2002	London
3	Khalid Khannouchi (NY) - 2	2:05:56	1	October 13, 2002	Chicago
4	Ryan Hall (CA) - 2	2:06:17	5	April 13, 2008	London
5	Khalid Khannouchi (NY) - 3	2:07:01	1	October 22, 2000	Chicago
6	Khalid Khannouchi (NY) - 4	2:07:04	4	April 23, 2006	London
7	Dathan Ritzenhein (OR)	2:07:47	9	October 7, 2012	Chicago
8	Ryan Hall (CA) - 3	2:08:04	5	October 9, 2011	Chicago
9	Ryan Hall (CA) - 4	2:08:24	7	April 22, 2007	London
10	Meb Keflezighi (CA)	2:08:37	1	April 21, 2014	Boston
11	Ryan Hall (CA) - 5	2:08:41	4	April 19, 2010	Boston
12	Khalid Khannouchi (NY) - 5	2:08:44	5	October 10, 2004	Chicago
13	Robert Kempainen (MN)	2:08:47	7	April 18, 1994	Boston
14	Alberto Salazar (OR) - 1	2:08:52	1	April 19, 1982	Boston
15	Dick Beardsley (MN)	2:08:54	2	April 19, 1982	Boston
16	Abdi Abdirahman (AZ)	2:08:56	4	October 22, 2006	Chicago
17	Greg Meyer (MI)	2:09:01	1	April 18, 1983	Boston
18	Ryan Hall (CA) - 6	2:09:02	1	November 3, 2007	New York City
19	Meb Keflezighi (CA) - 2	2:09:08	1	January 14, 2012	Houston
20	Meb Keflezighi (CA) - 3	2:09:13	6	November 6, 2011	New York City
21	Meb Keflezighi (CA) - 4	2:09:15	1	November 1, 2009	New York City
22	Alberto Salazar (OR) - 2	2:09:21	5	December 4, 1983	Fukuoka
22	Meb Keflezighi (CA) - 5	2:09:21	9	April 26, 2009	London
24	Meb Keflezighi (CA) - 6	2:09:26	5	April 19, 2010	Boston
25	Bill Rodgers (MA)	2:09:28	1	April 16, 1979	Boston

*Bold font = Set at Chicago Marathon*

## All-time top 25 women's American marathon performances

(as of September 5, 2015)

### Women

#	Name	Time	Place	Date	Location
1	Deena Kastor (CA)	2:19:36	1	April 23, 2006	London
2	Shalane Flanagan (OR)	2:21:14	3	September 28, 2014	Berlin
3	Deena Kastor-2	2:21:15	3	April 13, 2003	London
4	Joan Samuelson (ME)	2:21:21	1	October 20, 1985	Chicago
5	Deena Kastor-3	2:21:25	1	October 9, 2005	Chicago
6	Shalane Flanagan-2	2:22:02	7	April 21, 2014	Boston
7	Desiree Linden (MI)	2:22:38	2	April 18, 2011	Boston
8	Joan Samuelson-2	2:22:43	1	April 18, 1983	Boston
9	Desiree Linden-2	2:23:54	10	April 21, 2014	Boston
10	Joan Samuelson-3	2:24:52	1	August 5, 1984	Los Angeles
10	Kara Goucher (OR)	2:24:52	5	April 18, 2011	Boston
12	Shalane Flanagan-3	2:25:38	1	January 14, 2012	Houston
13	Desiree Linden-3	2:25:39	4	April 20, 2015	Boston
14	Shalane Flanagan-4	2:25:51	10	August 5, 2012	London
15	Kara Goucher-2	2:25:53	3	November 2, 2008	New York
16	Desiree Linden-4	2:25:55	2	January 14, 2012	Houston
17	Kara Goucher-3	2:26:06	3	January 14, 2012	Houston
18	Kara Goucher-4	2:26:07	11	August 5, 2012	London
19	Joan Samuelson-4	2:26:12	1	September 12, 1982	Eugene
20	Desiree Linden-5	2:26:20	3	October 10, 2010	Chicago
21	Magdalena Boulet (CA)	2:26:22	2	April 11, 2010	Rotterdam
22	Julie Brown (CA)	2:26:26	1	June 5, 1983	Los Angeles
23	Kim Jones (CO)	2:26:40	2	April 15, 1991	Boston
24	Deena Kastor-4	2:26:53	6	October 13, 2002	Chicago
25	Joan Samuelson-5	2:26:54	4	April 15, 1991	Boston

*Bold font = Set at Chicago Marathon*

## All-time top 10 masters marathon performances

(as of September 5, 2015)

### Men

#	Name	Time	Date	Location
1	Kenneth Mburu Mungara (41, KEN)	2:08:42	July 5, 2015	Gold Coast, AUS
2	Kenneth Mburu Mungara - 2 (41)	2:08:44	April 12, 2015	Milan, ITA
3	Andres Espinosa Perez (40, MEX)	2:08:46	September 28, 2003	Berlin GER
4	Francis Kipkoech Bowen (40, KEN)	2:08:53	October 27, 2013	Chuncheon KOR
5	Jaouad Gharib (40, MAR)	2:10:11	April 21, 2013	Warsaw POL
6	Rachid Kishri (40, MAR)	2:10:17	May 24, 2015	Ottawa, CAN
7	Mohamed Ezzher (40, FRA)	2:10:33	April 8, 2001	Paris FRA
8	Jonathan Cherono K (40, KEN)	2:10:47	October 14, 2001	Beijing CHN
9	John Campbell (41, NZL)	2:11:04	April 16, 1990	Boston MA USA
10	Jack Foster (41, NZL)	2:11:18	January 31, 1974	Christchurch NZL

### Women

#	Name	Time	Date	Location
1	Mariya Konovalova (40, RUS)	2:22:27	March 8, 2015	Nagoya JPN
2	Irina Mikitenko (41, KAZ)	2:24:53	Sept. 29, 2013	Berlin GER
3	Lyudmila Petrova (40, FL/RUS)	2:25:43	November 2, 2008	NY USA
4	Irina Mikitenko- 2 (40)	2:26:41	February 24, 2013	Tokyo JPN
5	Priscilla Welch (42, CO/USA)	2:26:51	May 10, 1987	London ENG
6	Firiya Sultanova (42, RUS)	2:27:05	June 21, 2003	Duluth MN USA
7	Lyudmila Petrova- 2 (40)	2:27:42	April 26, 2009	London ENG
8	Firiya Sultanova- 2 (40)	2:27:58	April 15, 2002	Boston MA USA
9	Irina Bogacheva (41, KGZ)	2:28:06	April 26, 2003	Nashville TN USA
10	Irina Bogacheva- 2 (41)	2:28:17	March 9, 2003	Nagoya JPN

## All-time top 5 American masters marathon performances

(as of September 5, 2015)

### Men

#	Name	Time	Date	Location
1	Eddy Hellebuyck (42, AZ)	2:12:46	October 5, 2003	St Paul
2	Mbarak Hussein (40, NM) - 1	2:12:53	March 12, 2006	Seoul
3	Mbarak Hussein (41, NM) - 2	2:13:52	October 1, 2006	St. Paul
4	Mbarak Hussein (40, NM) - 3	2:15:06	December 11, 2005	Honolulu
5	Barry Brown (40, FL)	2:15:15	September 30, 1984	St. Paul

### Women

#	Name	Time	Date	Location
1	Colleen De Reuck (41, CO) - 1	2:28:40	October 9, 2005	Chicago
2	Colleen De Reuck (46, CO) - 2	2:30:51	May 23, 2010	Copenhagen
3	Colleen De Reuck (44, CO) - 3	2:32:25	October 12, 2008	Chicago
4	Colleen De Reuck (45, CO) - 4	2:32:37	October 4, 2009	St. Paul
5	Jenny Spangler (40, IL)	2:32:39	October 12, 2003	Chicago
5	Deena Kastor (40, CA)	2:32:39	March 17, 2013	Los Angeles

*Bold font = Set at Chicago Marathon*

## Men's marathon national records by country

(as of September 5, 2015)

Country/Territory	Name	Time	Date	Location
Afghanistan	Waheed Karim	2:28:46	December 2, 1990	Sacramento
Albania	Remzi Laho	2:25:29	September 29, 1991	Burgas
Algeria	Rachid Ziar	2:09:54	April 7, 2002	Paris
American Samoa	Gary Fanelli	2:25:35	October 2, 1988	Seoul
Andorra	Antoni Bernadó	2:14:25	March 16, 2003	Barcelona
Angola	Joao N 'Tyamba	2:11:40	September 30, 2001	Berlin
Antigua	Cordoy Simon	2:31:49	August 28, 1994	Victoria
Argentina	Antonio Silio	2:09:57	April 30, 1995	Hamburg
Armenia	Ashik Mkhitarian	2:20:36	April 4, 1968	Uzhgorod
Aruba	Kimball Reynierse	2:13:43	September 10, 1989	Berchem
Australia	Rob De Castella	2:07:51	April 21, 1986	Boston
Austria	Guenther Weidlinger	2:10:47	October 25, 2009	Frankfurt
Azerbaijan	Boris Dergachov	2:19:45	August 29, 1968	Noginsk
Bahamas	Delroy Boothe	2:34:00	December 18, 1999	Jacksonville
Bahrain	Aadam Ismaeel Khamis	2:09:09	October 4, 2009	Cologne
Bangladesh	Ali Mohammed	2:22:03	March 7, 1987	Dhaka
Barbados	Reuben McColin	2:29:40	December 4, 1988	Bridgetown
Belarus	Vladimir Kotov	2:10:58	May 24, 1980	Moscow
Belgium	Vincent Rousseau	2:07:20	September 24, 1995	Berlin
Belize	Patrick Fuller	2:22:01	February 8, 2003	Birmingham
Benin	Patrick Lompo	2:30:13	April 17, 2011	Annecy
Bermuda	Raymond Swan	2:26:37	April 20, 1981	Boston
Bhutan	Sangay Wangchuk	2:38:28	February 23, 2014	Punakha
Bolivia	Juan Camacho	2:17:49	April 7, 1984	Maasluis
Bosnia & Herzegovina	Sead Kondo	2:15:55	May 3, 1975	Karl-Marx Stadt
Botswana	John James	2:14:57	July 25, 2004	Phikwe
Brazil	Ronaldo Da Costa	2:06:05	September 20, 1998	Berlin
British Virgin Islands	Rasalula Nagarit	2:36:54	October 11, 2008	Baltimore
Brunei	Dechase Leche Shume	2:06:43	May 4, 2014	Hamburg
Bulgaria	Khristo Stefanov	2:11:26	October 19, 1997	Sofia
Burkina Faso	Charles Neboue	2:36:29	November 26, 2005	Ouagadougou
Burundi	Patrick Ndayisenga	2:13:14	May 2, 1999	Turin
Cambodia	Hem Bunting	2:23:29	April 15, 2012	Paris
Cameroon	Paul Kuete	2:18:35	December 8, 1993	Palermo
Canada	Jerome Drayton	2:10:09	December 7, 1975	Fukuoka
Cape Verde Islands	Ruben Sanca	2:18:47	April 10, 2011	Rotterdam
Cayman Islands	Tony Keely	2:40:28	October 22, 2000	Chicago
Central Africa	Ernest Ndjissipou	2:18:06	August 30, 2003	Paris
Chad	Abdelkrim Abdoulaye	2:20:16	May 31, 2008	Stockholm
Chile	Omar Aguilar	2:12:19	April 17, 1988	Rotterdam
China	Ren Longyun	2:08:15	October 21, 2007	Beijing
Colombia	Carlos Grisales	2:11:17	April 15, 1996	Boston
Comoros	Youssef Gagou	2:35:43	September 18, 1988	St. Paul
Congo	Bernard Tsati	2:26:01	September 16, 1990	Puteaux
Congo, DR	Mwenze Kalombo	2:08:40	April 4, 1999	Paris
Cook Islands	Muriaroa Ngaro	2:51:26	May 3, 1980	Avarua

Country/Territory	Name	Time	Date	Location
Costa Rica	Jose Luis Molina	2:13:23	March 3, 1996	Los Angeles
Croatia	Dragon Paripovic	2:17:05	March 29, 1992	Bologna
Cuba	Ignacio Alberto Cuba	2:10:53	December 13, 1992	Merida
Cyprus	Marios Kassianidis	2:19:51	October 8, 1982	Brisbane
Czech Republic	Karel David	2:11:12	February 10, 1991	Tokyo
Denmark	Henrik Jorgensen	2:09:43	April 21, 1985	London
Djibouti	Ahmed Salah	2:07:07	April 17, 1988	Rotterdam
Dominican Republic	Pablo Arroyo	2:26:00	May 26, 1984	Santo Domingo
East Timor	Augusto Ramos Soares	2:30:04	December 15, 2009	Vientiane
Ecuador	Silvio Guerra	2:09:49	October 19, 1997	Chicago
Egypt	Aissa Rezhah Abou Daif	2:19:39	December 25, 1997	El Arish
El Salvador	Victor Vasquez	2:26:57	January 13, 1990	Tegucigalpa
England*	Mohamed Farah	2:08:21	April 13, 2014	London
Eritrea	Yared Asmerom	2:07:27	October 23, 2011	Chuncheon
Estonia	Pavel Loskutov	2:08:53	April 7, 2002	Paris
Ethiopia	Haile Gebrselassie	2:03:59	September 28, 2008	Berlin
Falkland Islands	Hugh Marsden	2:43:31	August 28, 1994	Victoria
Faroe Island	Absalon Hansen	2:27:53	April 24, 1988	Hamburg
Fiji	Binesh Prasad	2:23:33	February 4, 1989	Las Vegas
Finland	Janne Holman	2:10:46	April 13, 2008	Rotterdam
France	Benoit Zwierzchewski	2:06:36	April 6, 2003	Paris
Gabon	Jean-Marc Leandro	2:26:21	November 6, 2005	New York
Gambia	Baba Nije	2:23:10	December 12, 1993	Banjul
Georgia	Vitaliy Gedevanishvili	2:19:12	May 24, 1987	Tbilisi
Germany	Jorg Peter	2:08:47	February 14, 1988	Tokyo
Ghana	Emmanuel Amoo	2:18:43	November 11, 1990	Lagos
Gibraltar	Jimmy Parodi	2:32:02	April 6, 1985	Gibraltar
Great Britain/Wales*	Steve Jones	2:07:13	October 20, 1985	Chicago
Greece	Spiridon Andriopoulos	2:12:04	October 9, 1988	West Berlin
Greenland	Janus Elgaard	2:24:53	May 21, 2000	Copenhagen
Grenada	Findlay O'Neal	2:46:50	June 4, 1995	Port-of-Spain
Guadeloupe	Jean-Claude Louison	2:35:37	April 20, 1980	Annency
Guam	Wayne Blas	2:34:06	September 20, 2009	Berlin
Guatemala	Alfredo Arevalo	2:12:53	May 30, 2004	Ottawa
Guineau	Alhassane Bah	2:56:20	June 26, 1987	Warendorf
Guineau-Bissau	Joaquim Moreira da Silva	2:29:04	November 8, 1987	Lisbon
Guyana	Andrew Smith	2:25:02	May 29, 2004	Louisville
Haiti	Dieudonné Lamothe	2:14:22	April 16, 1988	Gagny
Honduras	Clovis Morales	2:17:49	April 24, 1977	Porz
Hong Kong	Ng Fai Yeung	2:24:51	February 9, 1992	Shenzhen
Hungary	Csaba Szucs	2:12:10	April 25, 1993	Paris
Iceland	Karl Steinn Karlsson	2:17:12	September 25, 2011	Berlin
India	Shivnath Singh	2:12:00	May 28, 1978	Jullunder
Indonesia	Edwardus Nabunome	2:19:18	September 12, 1993	Jakarta
Iran	Hossein Behdouj	2:28:23	August 22, 2002	Mashad
Iraq	Sadoun Nassir	2:21:54	January 3, 1982	Baghdad
Ireland	John Treacy	2:09:15	April 18, 1988	Boston
Israel	Haile Satain	2:14:21	October 26, 2003	Venice
Italy	Stefano Baldini	2:07:22	April 23, 2006	London

Country/Territory	Name	Time	Date	Location
Ivory Coast	Bassirima Soro	2:22:19	February 2, 2003	Miami
Jamaica	Derrick Adamson	2:16:39	November 25, 1984	Philadelphia
Japan	Toshinari Takaoka	2:06:16	October 13, 2002	Chicago
Jordan	Hamad Maarouf Methkal	2:17:24	January 25, 2015	Marrakech
Kazakhstan	Nikolay Penzin	2:11:59	September 3, 1978	Prague
Kenya	Dennis Kimetto	2:02:57	September 28, 2014	Berlin
Kuwait	Ateya Soud Khalifa	2:34:25	December 17, 1978	Bangkok
Kyrgyzstan	Satymkul Dzhumanazarov	2:11:16	May 24, 1980	Moscow
Laos	Sysavath Thammayongchit	2:43:43	February 23, 2013	Vientiane
Latvia	Valerijs Zolnerovics	2:14:33	October 27, 2013	Frankfurt
Lebanon	Hussein Awada	2:20:31	November 7, 2010	Beirut
Lesotho	Thabiso Moqhali	2:10:55	April 12, 1992	London
Liberia	Raymond Dovenon	3:00:15	August 25, 2013	Monrovia
Libya	Ali Zayed Mabrouk	2:13:33	November 23, 2008	Milan
Liechtenstein	Marcel Tschopp	2:23:55	October 9, 2011	Chicago
Lithuania	Ceslovas Kundrotas	2:12:35	October 26, 1997	Frankfurt
Luxembourg	Justin Gloden	2:14:03	May 19, 1985	Frankfurt
Macau	Lam Weng Hei	2:28:22	June 5, 1994	Melbourne
Macedonia	Tre Martinovski	2:25:06	September 17, 2000	Novi Sad
Madagascar	Jules Randrianarivelo	2:17:14	July 29, 1979	Moscow
Malawi	Smartex Tambala	2:17:18	February 2, 1991	Las Vegas
Malaysia	Chan Yew Woo	2:25:07	June 16, 2012	Duluth
Maldives	Hussain Haleem	2:45:03	October 24, 1989	Islamabad
Mali	Siaka Sangare	2:34:16	January 23, 2011	Bamako
Malta	Jonathan Balzan	2:26:29	February 24, 2008	Sliema
Mauritania	Majid Toure	2:53:04	April 15, 2007	Paris
Mauritius	David Carver	2:21:57	April 12, 2015	Paris
Mexico	Andres Espinosa	2:07:19	April 18, 1994	Boston
Micronesia	Elias Rodriguez	2:52:29	July 14, 1990	San Antonio
Moldova	Iaroslav Musinschi	2:08:32	May 2, 2010	Düsseldorf
Monaco	Pierre Maccario	2:59:26	March 23, 1989	Nice
Mongolia	Ser-od Bat-Ochir	2:11:05	February 5, 2012	Oita
Montenegro	Drago Music	2:24:18	October 4, 1998	Podgorica
Morocco	Jaouad Gharib	2:05:27	April 26, 2009	London
Mozambique	Yancubo Issufo	2:31:20	December 4, 2011	Macau
Myanmar	Aung Soe Khin	2:19:57	December 17, 1978	Bangkok
Namibia	Lucketz Swartbooi	2:09:08	April 18, 1994	Boston
Nepal	Baikuntha Manandhar	2:15:03	November 22, 1987	Calcutta
Netherlands	Kamiel Maase	2:08:21	October 21, 2007	Amsterdam
New Caledonia	Alain Lazare	2:11:59	February 12, 1984	Tokyo
New Zealand	Rod Dixon	2:08:59	October 23, 1983	New York
Nicaragua	William Aguirre	2:20:39	January 13, 1990	Tegucigalpa
Niger	Abdou Manzo	2:25:05	October 2, 1988	Seoul
Nigeria	Mohamed Abbas	2:16:06	November 11, 1990	Lagos
Niue	Simpson Ikimau	3:30:00	October 19, 1982	Paliati
North Korea	Kim Jung-wong	2:10:50	March 10, 1996	Pyongyang
Northern Ireland*	Greg Hannon	2:13:06	May 12, 1979	Coventry
North Mariana Islands	Yong Choi	2:55:31	July 14, 1990	Saipan
Norway	Geir Kvernmo	2:10:17	May 10, 1987	London



Country/Territory	Name	Time	Date	Location
Oman	Awad Shabban Fateh	2:46:59	October 2, 1988	Seoul
Pakistan	Naseer Ahmad	2:14:11	December 19, 2003	Rawalpindi
Palau	Joynal Mize	3:42:25	May 18, 2013	Koror
Palestine*	Ihab Salama	2:29:28	April 16, 2000	Rotterdam
Panama	Juan Solis	2:22:51	August 24, 1985	Panama City
Papua New Guinea	Tau John Tokwepota	2:28:13	December 7, 1980	Honolulu
Paraguay	Eusebio Cardozo	2:18:00	August 4, 1977	Asuncion
Peru	Raul-Manuel Pacheco	2:11:01	April 12, 2015	Rotterdam
Philippines	Eduardo Buenavista	2:18:44	February 1, 2004	Oita
Poland	Henryk Szost	2:07:39	March 4, 2012	Otsu
Portugal	Antonio Pinto	2:06:36	April 16, 2000	London
Puerto Rico	Jorge Gonzales	2:12:43	August 28, 1983	Caracas
Qatar	Mubarak Hassan Shami	2:07:19	April 15, 2007	Paris
Reunion Islands	Jean-Jacques Prianon	2:19:17	May 1, 1977	Val de Marne
Romania	Catalin Andreica	2:12:30	September 3, 1978	Prague
Russia	Aleksey Sokolov	2:09:07	October 29, 2007	Dublin
Rwanda	Mathias Ntwulikura	2:09:55	April 16, 2000	London
St. Kitts & Nevis	Jesse Mulcaire	2:38:48	November 5, 1989	New York
St. Lucia	Zepherinus Joseph	2:16:06	October 5, 2003	St. Paul
St. Pierre & Miquelon	Claudio Arthur	2:26:43	September 24, 1995	Berlin
St. Vincent	Pamenos Ballantyne	2:15:30	January 26, 2003	Port-of-Spain
Samoa	Amani Tapusoa	2:41:50	March 22, 1969	Apia
San Marino	Gian Luigi Macina	2:21:19	October 27, 1991	Carpi
Sao Tomé	Mario Pitra	2:38:32	June 29, 1980	Brazzaville
Saudi Arabia	Abdullah Al-Sadiq	2:20:35	September 30, 2001	Budapest
Scotland*	Allister Hutton	2:09:16	April 21, 1985	London
Senegal	Cheikh Ndiaye	2:30:44	March 17, 2002	Seoul
Serbia	Borislav Devic	2:13:57	January 16, 1995	Houston
Seychelles	Albert Marie	2:25:48	October 23, 1988	Victoria
Sierra Leone	Idrissa Kargbo	2:33:38	April 13, 2014	London
Singapore	Murugiah Rameshon	2:24:22	December 13, 1995	Lamphun
Slovakia	Robert Stefko	2:09:53	April 26, 1998	London
Slovenia	Roman Kejzar	2:11:50	March 26, 2000	Turin
Solomon Islands	Mackay Talasasa	2:36:16	October 8, 1982	Brisbane
Somalia	Ahmed Mohamed Ismail	2:17:24	October 19, 1986	Detroit
South Africa	Gert Thys	2:06:33	February 14, 1999	Tokyo
South Korea	Lee Bong-ju	2:07:20	February 13, 2000	Tokyo
Spain	Julio Rey	2:06:52	April 23, 2006	Hamburg
Sri Lanka	Anuradha Cooray Indrajith	2:13:47	April 26, 2015	London
Sudan	Guor Marial	2:14:32	October 2, 2011	St. Paul
Suriname	Radjinder Patan	2:39:11	November 27, 2005	Paramaribo
Swaziland	Richard Mabuza	2:12:55	January 31, 1974	Christchurch
Sweden	Kjell-Erik Stahl	2:10:38	August 14, 1983	Helsinki
Switzerland	Viktor Röthlin	2:07:23	February 17, 2008	Tokyo
Syria	Ahmed Saker	2:26:27	December 6, 1985	Latakia
Tahiti	Jean-Louis Bounhoure	2:25:28	August 7, 1983	Apia
Taiwan	Hsu Gisheng	2:14:35	February 5, 1995	Oita
Tajikistan	Anatoliy Belogurov	2:18:40	June 20, 1980	Moscow
Tanzania	Juma Ikangaa	2:08:01	November 5, 1989	New York

Country/Territory	Name	Time	Date	Location
Tanzania .....	Samson Ramadhani .....	2:08:01 .....	April 13, 2003 .....	London
Thailand .....	Boonthung Srisung .....	2:28:41 .....	October 3, 2014.....	Incheon
Togo .....	Outcha Amewouho .....	2:30:17 .....	November 11, 1990 .....	Lomé
Tonga .....	Matthew Kaea .....	2:58:51 .....	March 7, 2010 .....	Napa Valley
Trinidad & Tobago .....	Ronnie Holassie .....	2:13:03 .....	April 29, 2001 .....	Cleveland
Tunisia .....	Tahar Mansouri .....	2:12:36 .....	January 14, 1996 .....	Marrakech
Turkey .....	Mehmet Terzi .....	2:10:25 .....	May 10, 1987 .....	London
Turkmenistan .....	Rashid Kakadzhinov .....	2:15:53 .....	October 5, 1980 .....	Uzhgorod
Uganda .....	Stephen Kiprotich .....	2:07:20 .....	April 17, 2011 .....	Enschede
Ukraine .....	Dmytro Baranovskiy .....	2:07:15 .....	December 3, 2006 .....	Fukuoka
United Arab Emirates .	Jassim Abbas Ali .....	2:23:42 .....	January 11, 2002 .....	Dubai
United States .....	Khalid Khannouchi .....	2:05:38 .....	April 14, 2002 .....	London
<b>Uruguay .....</b>	<b>Nestor Garcia .....</b>	<b>2:12:48 .....</b>	<b>October 24, 1999 .....</b>	<b>Chicago</b>
Uzbekistan .....	Vladimir Beloborodov .....	2:13:28 .....	June 15, 1985 .....	Mogilev
Venezuela .....	Carlos Tarazona .....	2:11:25 .....	April 30, 2000 .....	Cleveland
Vietnam .....	Nguyen Chi Dong .....	2:21:51 .....	December 12, 2003 .....	Hanoi
Virgin Islands .....	Calvin Dallas .....	2:27:23 .....	May 22, 1988 .....	Port-of-Spain
Yemen .....	Mohamed Al Saadi .....	2:40:41 .....	August 4, 1996 .....	Atlanta
Zambia .....	Sebio Sikanyika .....	2:15:11 .....	October 13, 1991 .....	Eindhoven
Zimbabwe .....	Cuthbert Nyasango .....	2:09:52.....	May 11, 2014 .....	Prague

*\*not an independent nation*

*Bold font = Set at Chicago Marathon*

#### Notes:

*Botswana: Possible irregularities at Phikwe 2004. Alternate record 2:17:04, Tiapo Maso, March 5, 2000, Cape Town.*

*Cape Verde Islands: On course with 110m drop, 2:17:39, Nelson Cruz, April 16, 2006, Lisbon*

*Cuba: Federation record, although maybe short. Alternate record 2:13:08, Radames Gonzalez, Dec. 11, 1998, Calvia.*

*Ivory Coast: On course with 580m drop, 2:18:32, Soro, December 3, 2000, Tucson*

*Kenya: 2:03:02 by Geoffrey Mutai at Boston, April 18, 2011 with strong tailwind.*

*Malaysia: 2:26:28 by Chan Yew Woo at St. George, October 3, 2009 on course with exreme downhill drop.*

*Mexico: Strong tailwind at Boston 1994. Alternate record 2:08:30, Dionicio Ceron, April 2, 1995, London.*

*Namibia: Strong tailwind at Boston 1994. Alternate record, 2:10:01, Lucketz Swartbooi, October 10, 1982, Swakopmund.*

*Nepal: Federation record, although maybe short. Alternate record 2:19:38, Tika Banadur, December 24, 1995, Madras .*

*North Korea: The federation record, although probable short course, is 2:09:26, Hyong Lijong, Oct 19, 1983, Pyongyang .*

*Serbia: On course with 137m drop, 2:12:40, Sreten Ninkovic, February 17, 2002, Austin*

*United States: 2:04:58 by Ryan Hall at Boston, April 18, 2011 with strong tailwind.*

## Women's marathon national records by country

(as of September 5, 2015)

Country/Territory	Name	Time	Date	Location
Afghanistan.....	Layegha Hashemi.....	3:16:47.....	September 20, 2009.....	Sydney
Albania.....	Lena Josifi.....	3:00:05.....	October 7, 2012.....	Chicago
Algeria.....	Souad ait-Salem.....	2:25:08.....	March 18, 2007.....	Rome
Andorra.....	Cristina Bres.....	4:46:05.....	October 7, 2000.....	Santander
Antilles Netherlands.....	Nel Geerings.....	3:43:27.....	April 15, 1991.....	Boston
Argentina.....	Griselda Gonzalez.....	2:30:32.....	May 11, 1997.....	Avigliana
Armenia.....	Alexa Babakhanian.....	2:56:57.....	August 12, 2001.....	Edmonton
Aruba.....	Cornelia Melis.....	2:53:24.....	September 23, 1988.....	Seoul
Australia.....	Benita Johnson.....	2:22:36.....	October 22, 2006.....	Chicago
Austria.....	Andrea Mayr.....	2:30:43.....	April 19, 2009.....	Vienna
Azerbaijan.....	Gezashiga Safarova Hunduma.....	2:43:35.....	April 28, 2013.....	Madrid
Bahamas.....	Giselle Pyfrom.....	2:54:37.....	December 16, 1995.....	Jacksonville
Bahrain.....	Lishan Dula.....	2:26:56.....	April 10, 2011.....	Rotterdam
Barbados.....	Caroline Morrat.....	3:06:07.....	June 7, 1987.....	Port-of-Spain
Belarus.....	Aleksandra Duliba.....	2:23:44.....	October 13, 2013.....	Chicago
Belgium.....	Marleen Renders.....	2:23:05.....	April 7, 2002.....	Paris
Belize.....	Melissa Henderson.....	3:05:13.....	January 15, 2006.....	Houston
Benin.....	Rose Barthelemy Favi.....	3:32:22.....	October 26, 2008.....	Venice
Bermuda.....	Deborah Butterfield.....	2:54:18.....	January 14, 1990.....	Hamilton
Bhutan.....	Meena Khandal.....	4:39:56.....	February 23, 2014.....	Punakha
Bolivia.....	Sonia Calizaya.....	2:45:05.....	November 4, 2007.....	Buenos Aires
Bosnia Herzegovina.....	Lucia Kimani.....	2:34:57.....	October 9, 2011.....	Zagreb
Botswana.....	Onkemetse Solotate.....	2:51:32.....	February 10, 2008.....	Durban
Brazil.....	Carmen de Oliveira.....	2:27:41.....	April 18, 1994.....	Boston
Bulgaria.....	Galina Goranova.....	2:35:02.....	January 21, 1996.....	Houston
Burkina Faso.....	Nicole Badolo.....	4:00:37.....	May 29, 2010.....	Ouagadougou
Burundi.....	Diane Nukuri.....	2:30:13.....	August 5, 2012.....	London
Cambodia.....	Nary Ly.....	3:03:01.....	April 10, 2011.....	Paris
Cameroon.....	Immaculate Tari Wingo.....	2:58:47.....	April 21, 2008.....	Boston
Canada.....	Lanni Marchant.....	2:27:59.....	October 20, 2013.....	Toronto
Cape Verde Islands.....	Sonia Lopes.....	2:58:00.....	April 27, 2003.....	Padua
Cayman Islands.....	Michele Bush-Cuke.....	2:37:41.....	December 8, 1991.....	Sacramento
Central Africa.....	Virginie Gloum.....	3:28:41.....	July 11, 1994.....	Bondoufle
Chile.....	Erika Oliveira.....	2:32:23.....	April 18, 1999.....	Rotterdam
China.....	Sun Yingjie.....	2:19:39.....	October 19, 2003.....	Beijing
Colombia.....	Erika Abril.....	2:33:33.....	August 5, 2012.....	London
Comoros.....	Zalifa Ali.....	3:56:54.....	July 22, 2001.....	Ottawa
Congo.....	Ida-Brunelle Kiyindou.....	3:20:56.....	April 4, 2004.....	Paris
Congo, Democratic Rep.....	Kungu Bakombo.....	3:29:10.....	August 1, 1992.....	Barcelona
Cook Islands.....	Kiki Atonia.....	3:32:33.....	May 3, 1980.....	Rarotonga
Costa Rica.....	Gabriela Trana Trigueros.....	2:38:22.....	September 25, 2011.....	Berlin
Croatia.....	Lisa Stubic.....	2:25:44.....	April 7, 2013.....	Zurich
Cuba.....	Emperatriz Wilson.....	2:36:35.....	December 13, 1992.....	Caracas
Cyprus.....	Andri Avraam.....	2:39:19.....	January 31, 1990.....	Auckland
Czech Republic.....	Alena Peterkova.....	2:25:19.....	April 18, 1994.....	Boston
Denmark.....	Dorthe Rasmussen.....	2:29:34.....	April 23, 1989.....	London

Country/Territory	Name	Time	Date	Location
Dominican Republic	Sandra Natal	2:46:46	October 29, 1995	Frankfurt
East Timor	Aquida Amaral	3:03:53	December 12, 2003	Hanoi
Ecuador	Martha Tenorio	2:27:58	April 19, 1999	Boston
Egypt	Mona Mahmoud	3:36:56	October 8, 2004	Alexandria
El Salvador	Kriscia Lorena Garcia	2:49:34	May 15, 1988	San Salvador
Eritrea	Nebiat Habtemariam	2:32:04	April 27, 2008	Hamburg
Estonia	Jane Salumae	2:27:04	May 11, 1997	Turin
Ethiopia	Tiki Gelana	2:18:58	April 15, 2012	Rotterdam
Faroe Island	Rigmor Arge	3:13:23	October 28, 2006	Frederikstad
Fiji	Anasa Navavia	5:06:22	September, 1984	Suva
Finland	Ritva Lemittinen	2:28:00	April 2, 1995	London
France	Christelle Daunay	2:24:22	April 11, 2010	Paris
French Polynesia	Sophie Gardon	2:52:29	February 12, 2005	Moorea
Gabon	Josiane Abougone	2:49:14	April 9, 2000	Paris
Germany	Irina Mikitenko	2:19:19	September 28, 2008	Berlin
Ghana	Millicent Boadi	2:44:44	September 24, 2005	Accra
Gibraltar	Allison Edwards	3:07:44	February 23, 2014	Seville
Great Britain/England*	Paula Radcliffe	2:15:25	April 13, 2003	London
Greece	Maria Polizou	2:33:40	August 23, 1998	Budapest
Greenland	Elisa-Laura Agtagkat	3:11:12	July 21, 2001	Nuuk
Grenada	Jennifer Boca	3:22:40	November 4, 1990	New York
Guam	Jen Alred	2:59:43	February 29, 1992	Pensacola
Guatemala	Dina Cruz Velasquez	2:49:39	January 30, 2011	Miami
Guinea	Aida Diallo-Camara	3:20:11	November 23, 2003	Carqueiranne
Guyana	Adibime Charles	3:01:08	January 30, 2000	Port-of-Spain
Haiti	Bertine Laine	3:10:51	February 2, 2014	Miami
Honduras	Magda Castillo	2:57:17	August 12, 2001	Edmonton
Hong Kong	Maggie Chan	2:37:53	November 9, 2002	Richmond
Hungary	Aniko Kalovics	2:26:43	October 15, 2006	Carpi
Iceland	Martha Ernsdottir	2:35:15	September 26, 1999	Berlin
India	Orchatteri P Jaisha	2:37:29	January 18, 2015	Mumbai
Indonesia	Triyaningsih	2:31:49	November 27, 2010	Guangzhou
Iran	Mersedeh Chegini	3:12:56	January 23, 2015	Dubai
Iraq	Yasmin Wadhai	3:29:21	January 23, 2015	Dubai
Ireland	Catherina McKiernan	2:22:23	November 1, 1998	Amsterdam
Israel	Nili Avramski	2:36:36	April 4, 2004	Paris
Italy	Valeria Straneo	2:23:44	April 15, 2012	Rotterdam
Jamaica	Jill Vincent	3:08:47	June 4, 2000	San Diego
Japan	Mizuki Noguchi	2:19:12	September 25, 2005	Berlin
Jordan	Razan Al-Mokbel	3:24:54	October 3, 2013	Amman
Kazakhstan	Zoya Ivanova	2:27:57	November 15, 1987	Tokyo
Kenya	Mary Keitany	2:18:37	April 22, 2012	London
Kuwait	Taiba Al Nouri	3:51:49	January 24, 2014	Dubai
Kyrgyzstan	Irina Bogacheva	2:26:27	April 17, 2000	Boston
Laos	Sirivanh Ketavong	3:25:16	July 28, 1996	Atlanta
Latvia	Jelena Prokopcuka	2:22:56	January 30, 2005	Osaka
Lebanon	Marie Bejjani-El Amm	3:07:54	April 5, 2009	Rotterdam
Lesotho	Mamorallo Tjoka	2:39:38	February 10, 2008	Durban
Liberia	Monique Maddy	2:50:10	April 15, 2002	Boston

Country/Territory	Name	Time	Date	Location
Liechtenstein.....	Nicole Klinger.....	2:51:46.....	March 9, 2008.....	Kandel
Lithuania.....	Zivile Balciunaite.....	2:25:15.....	November 20, 2005.....	Tokyo
Luxembourg.....	Daniele Kaber.....	2:29:23.....	September 23, 1988.....	Seoul
Macau.....	Hoi Long.....	3:02:21.....	December 1, 2013.....	Macau
Macedonia.....	Vesna Kiradjieva.....	3:07:55.....	April 12, 2015.....	Milan
Madagascar.....	Clarisse Rasoarizay.....	2:38:21.....	September 6, 2003.....	Bambous
Malawi.....	Tereza Master.....	2:50:54.....	July 27, 2014.....	Glasgow
Malaysia.....	Yuan Yufang.....	2:49:28.....	April 30, 2000.....	Kuala Lumpur
Maldives.....	Zuleikha Ali.....	3:48:11.....	December 29, 2007.....	Malé
Mali.....	Yonica Begni.....	5:04:08.....	January 26, 2009.....	Marrackech
Malta.....	Carol Galea.....	2:36:52.....	December 1, 1996.....	Florence
Mauritius.....	Maryse Justin.....	2:48:40.....	April 10, 1988.....	Canberra
<b>Mexico.....</b>	<b>Madai Perez.....</b>	<b>2:22:59.....</b>	<b>October 22, 2006.....</b>	<b>Chicago</b>
Moldova.....	Tatyana Zuyeva.....	2:31:00.....	October 27, 1991.....	Carpi
Monacco.....	Adrienne Pastorelly.....	3:35:39.....	January 12, 1992.....	Marrakech
Mongolia.....	Munkhaya Bayartsogt.....	2:33:36.....	March 22, 2015.....	Chongqing
Montenegro.....	Sladana Perunovic.....	2:39:07.....	August 5, 2012.....	London
Morocco.....	Zhor El Kamch.....	2:26:10.....	April 4, 2004.....	Rotterdam
Myanmar.....	Pa Pa.....	2:38:42.....	April 13, 2004.....	Kangon
Namibia.....	Helalia Johannes.....	2:26:09.....	August 5, 2012.....	London
<b>Nepal.....</b>	<b>Sworupa Khadka.....</b>	<b>2:57:10.....</b>	<b>October 13, 2013.....</b>	<b>Chicago</b>
Netherlands.....	Lornah Kiplagat.....	2:23:43.....	November 2, 2003.....	New York
New Caledonia*.....	Nadia Prasad.....	2:29:48.....	March 5, 1995.....	Los Angeles
New Zealand.....	Kim Smith.....	2:25:21.....	April 25, 2010.....	London
Nicaragua.....	Yelka-Junieth Mairena.....	3:07:57.....	November 30, 2014.....	Xalapa
Nigeria.....	Mary Akor.....	2:40:37.....	April 3, 2004.....	St. Louis
North Korea.....	Ham Bong-sil.....	2:25:31.....	August 31, 2003.....	St. Denis
Northern Ireland*.....	Moirá O'Neill.....	2:37:06.....	October 31, 1988.....	Dublin
Northern Mariana Islands.....	Mamiko Berger.....	3:18:14.....	March 6, 2010.....	Saipan
Norway.....	Ingrid Kristiansen.....	2:21:06.....	April 21, 1985.....	London
Pakistan.....	Sadia Parveen.....	4:12:36.....	February 24, 2002.....	Hong Kong
Palau.....	Krista Callinan.....	3:58:03.....	April 8, 2006.....	Koror
Palestine.....	Mayada Al Sayad.....	2:41:44.....	April 26, 2015.....	Hamburg
Panama.....	Gilda Mendez.....	3:04:58.....	March 5, 1995.....	Los Angeles
Papua New Guinea.....	Rosemary Turare.....	3:41:14.....	November 13, 1994.....	Goroka
Paraguay.....	Carmen Patricia Martinez.....	2:36:01.....	April 12, 2015.....	Rotterdam
Peru.....	Ines Melchor.....	2:28:54.....	August 5, 2012.....	London
Philippines.....	Christabel Martes.....	2:38:44.....	July 24, 2005.....	Manila
Poland.....	Wanda Panfil.....	2:24:18.....	April 15, 1991.....	Boston
<b>Portugal.....</b>	<b>Rosa Mota.....</b>	<b>2:23:29.....</b>	<b>October 20, 1985.....</b>	<b>Chicago</b>
Puerto Rico.....	Yolanda Mercado.....	2:44:58.....	April 22, 2007.....	London
Reunion Islands *.....	Chantal Dallenbach.....	2:28:27.....	April 7, 2002.....	Paris
<b>Romania.....</b>	<b>Constantina Tomescu-Dita.....</b>	<b>2:21:30.....</b>	<b>October 9, 2005.....</b>	<b>Chicago</b>
<b>Russia.....</b>	<b>Liliya Shubokhova.....</b>	<b>2:18:20.....</b>	<b>October 9, 2011.....</b>	<b>Chicago</b>
Rwanda.....	Epiphany Nyirabarambe.....	2:33:59.....	August 23, 2009.....	Berlin
St. Lucia.....	Lizette Ward.....	4:35:26.....	November 7, 2010.....	New York
St. Pierre & Miquelon.....	Ursula Delcourt.....	3:50:45.....	October 9, 2005.....	Chicago
St. Vincent.....	Adelaide Carrington.....	3:18:44.....	January 26, 2003.....	Port-of-Spain
Saudi Arabia.....	Reema Al-Jawiny.....	3:58:47.....	January 21, 2011.....	Dubai

Country/Territory	Name	Time	Date	Location
San Marino.....	Amy Cesaretti.....	3:10:00.....	May 1, 1983.....	Ravenna
Scotland*.....	Liz McColgan.....	2:26:52.....	April 13, 1997.....	London
Senegal.....	Fatima Assi.....	4:07:43.....	May 30, 2015.....	Stockholm
Serbia.....	Olivera Jevtic.....	2:25:23.....	April 13, 2003.....	Rotterdam
Seychelles.....	Simone Jaffa.....	3:30:19.....	February 15, 2009.....	Vallon Beach
Singapore.....	Yvonne Danson Tan.....	2:34:41.....	December 13, 1995.....	Lamphun
Slovakia.....	Ludmila Melicherova.....	2:33:19.....	April 22, 1990.....	Vienna
Slovenia.....	Helena Javornik.....	2:27:33.....	October 17, 2004.....	Amsterdam
Somalia.....	Lelia Ismail.....	4:58:20.....	January 16, 2009.....	Dubai
South Africa.....	Elena Meyer.....	2:25:15.....	April 18, 1994.....	Boston
South Korea.....	Kwon Eun-joo.....	2:26:12.....	October 26, 1997.....	Chuncheon
Spain.....	Ana Isabel Alonso.....	2:26:51.....	October 15, 1995.....	San Sebastian
Sri Lanka.....	Kande Gamaralalage.....	2:51:00.....	October 15, 2006.....	Beijing
Sudan.....	Ali Abdelhadiri Mashaer.....	3:29:44.....	March 31, 2007.....	Xiamen
Suriname.....	Ilside Toemere.....	3:40:30.....	October 12, 2014.....	Eindhoven
Swaziland.....	Priscilla Mamba.....	3:00:42.....	February 9, 2002.....	Secunda
Sweden.....	Isabella Andersson.....	2:23:41.....	January 21, 2011.....	Dubai
Switzerland.....	Franziska Moser.....	2:25:51.....	April 19, 1999.....	Boston
Taiwan.....	Hsu Yu-Fang.....	2:39:53.....	March 27, 2004.....	Xiamen
Tajikistan.....	Gulsara Dadabayeva.....	2:39:03.....	October 26, 2003.....	Ljubljana
Tanzania.....	Banuela Mrashani.....	2:24:59.....	November 17, 2002.....	Tokyo
<b>Thailand.....</b>	<b>Jane Vongvorachoti.....</b>	<b>2:40:40.....</b>	<b>October 12, 2014.....</b>	<b>Chicago</b>
Trinidad.....	Tonya Nero.....	2:43:14.....	April 15, 2012.....	Rotterdam
Tunisia.....	Amira Ben Amor.....	2:40:13.....	August 5, 2012.....	London
Turkey.....	Sultan Haydar.....	2:25:07.....	April 15, 2012.....	Paris
Turkmenistan.....	Tamara Tongush.....	2:57:36.....	December 5, 1985.....	Ashkhabad
Uganda.....	Jane Suuto.....	2:37:43.....	June 19, 2011.....	Caen
Ukraine.....	Tatyana Gamera.....	2:22:09.....	January 25, 2015.....	Osaka
United States.....	Deena Kastor.....	2:19:36.....	April 23, 2006.....	London
Uruguay.....	Maria-Laura Bazallo.....	2:48:58.....	October 13, 2013.....	Buenos Aires
Uzbekistan.....	Nadezhda Usmanova.....	2:30:36.....	October 7, 1984.....	Vilnius
Venezuela.....	Elisabeth Oberli-Schuh.....	2:36:17.....	May 13, 1984.....	Frankfurt
Vietnam.....	Thi-Binh Pham.....	2:45:34.....	December 16, 2013.....	Yangoon
Virgin Islands.....	Lisha Hamilton.....	2:43:59.....	June 6, 2004.....	San Diego
Wales*.....	Susan Tooby.....	2:31:33.....	September 23, 1988.....	Seoul
Western Samoa.....	Mele Steiner.....	3:11:58.....	November 22, 1981.....	Auckland
Zambia.....	Mercy Kalunga.....	3:04:47.....	January 24, 2014.....	Dubai
Zimbabwe.....	Thabita Tsatsa.....	2:29:20.....	March 16, 2008.....	Seoul

\* not an independent nation

*Bold font = Set at Chicago Marathon*

**Notes:**

*Brazil: Strong tailwinds at Boston 1994. Alternate record 2:29:17, Adriana Aparecida da Silva, February, 26, 2012, Tokyo.*

*Czech Republic: Strong tailwinds at Boston 1994. Alternate record 2:27:00, Peterkova, April 29, 1995, Pardubice.*

*Hong Kong: On course with 184m drop, 2:35:49, Roper Chan, April 24, 2004, Salt Lake City*

*South Africa: Strong tailwinds at Boston 1994. Alternate record 2:26:35, Colleen De Reuck, September 29, 1996, Berlin.*

*Swaziland: On course with 485m drop, 2:56:24, Mamba, March 19, 2005, Ngodwana.*

## Men's world record progression

(as of September 5, 2015)

### Men

Time	Name (Country)	Date	Location
2:02:57.....	Dennis Kimetto (KEN).....	September 28, 2014.....	Berlin
2:03:23.....	Wilson Kipsang (KEN).....	September 29, 2013 .....	Berlin
2:03:38.....	Patrick Makau (KEN) .....	September 25, 2011 .....	Berlin
2:03:59.....	Haile Gebrselassie (ETH).....	September 28, 2008.....	Berlin
2:04:26.....	Haile Gebrselassie (ETH).....	September 30, 2007.....	Berlin
2:04:55.....	Paul Tergat (KEN) .....	September 28, 2003.....	Berlin
2:05:38.....	Khalid Khannouchi (USA).....	April 14, 2002 .....	London
<b>2:05:42 .....</b>	<b>Khalid Khannouchi (MAR) .....</b>	<b>October 24, 1999 .....</b>	<b>Chicago</b>
2:06:05.....	Ronaldo da Costa (BRA).....	September 20, 1998.....	Berlin
2:06:50.....	Belayneh Dinsamo (ETH) .....	April 17, 1988 .....	Rotterdam
2:07:12.....	Carlos Lopes (POR) .....	April 20, 1985 .....	Rotterdam
<b>2:08:05 .....</b>	<b>Steve Jones (GBR) .....</b>	<b>October 21, 1984 .....</b>	<b>Chicago</b>
2:08:18.....	Rob De Castella (AUS).....	December 6, 1981 .....	Fukuoka
2:09:01.....	Gerard Nijboer (NED) .....	April 26, 1980 .....	Amsterdam
2:09:06.....	Shigeru So (JPN).....	February 5, 1978 .....	Beppu
2:09:12.....	Ian Thompson (ENG) .....	January 31, 1974.....	Christchurch
2:09:29.....	Ronald Hill (ENG).....	July 23, 1970.....	Edinburgh
2:09:37.....	Derek Clayton (AUS).....	December 3, 1967 .....	Fukuoka
2:12:12.....	Abebe Bikila (ETH) .....	October 21, 1964.....	Tokyo
2:14:43.....	Brian Leonard Kilby (ENG).....	July 6, 1963.....	Port Talbot
2:15:15.....	Toru Terasawa (JPN).....	February 17, 1963.....	Beppu
2:15:17.....	Abebe Bikila (ETH) .....	September 10, 1960.....	Rome
2:15:18.....	Sergey Popov (RUS).....	August 24, 1958.....	Stockholm
2:18:04.....	Paavo Kotila (FIN) .....	August 12, 1956.....	Pieksamaki
2:18:35.....	James Peters (ENG).....	October 4, 1953 .....	Turku
2:18:41.....	James Peters (ENG).....	June 13, 1953.....	Windsor
2:20:43.....	James Peters (ENG).....	June 14, 1952.....	Windsor
2:26:14.....	Kee-Chung Sohn (KOR).....	March 21, 1935.....	Tokyo
2:30:58.....	Harry Payne (GBR).....	July 5, 1929.....	Stamford Bridge
2:32:35.....	Hannes Kolehmainen (FIN) .....	August 22, 1920.....	Antwerp
2:36:07.....	Alexis Ahlgren (SWE) .....	May 31, 1913.....	Stamford Bridge

*Bold font = Set at Chicago Marathon*

*Note: The World Record Progression lists reflect records recognized by the Association of Road Racing Statisticians (ARRS). Top times run on non-record-eligible courses are listed in the Top 100 All-Time Performance lists within this Media Guide.*

## Women's world record progression

(as of September 5, 2015)

### Women

Time	Name (Country)	Date	Location
2:15:25	Paula Radcliffe (GBR)	April 13, 2003	London
2:17:18	Paula Radcliffe (GBR)	October 13, 2002	Chicago
2:18:47	Catherine Ndereba (KEN)	October 7, 2001	Chicago
2:19:46	Naoko Takahashi (JPN)	September 30, 2001	Berlin
2:20:43	Tegla Loroupe (KEN)	September 26, 1999	Berlin
2:20:47	Tegla Loroupe (KEN)	April 19, 1998	Rotterdam
2:21:06	Ingrid Kristiansen (NOR)	April 21, 1985	London
2:24:26	Ingrid Kristiansen (NOR)	May 13, 1984	London
2:25:28	Grete Waitz (NOR)	April 17, 1983	London
2:26:12	Joan Samuelson (USA)	September 12, 1982	Eugene
2:29:01	Charlette Teske (GER)	January 16, 1982	Miami
2:29:57	Joyce Smith (ENG)	March 29, 1981	London
2:30:27	Joyce Smith (ENG)	November 16, 1980	Tokyo
2:30:57	Patti Catalano (USA)	September 6, 1980	Montreal
2:31:23	Joan Samuelson (USA)	February 3, 1980	Auckland
2:34:47	Christa Vahlensieck (GER)	September 10, 1977	Berlin
2:38:19	Jacqueline Hansen (USA)	October 12, 1975	Eugene
2:40:15	Christa Vahlensieck (GER)	May 3, 1975	Dulmen
2:43:54	Jacqueline Hansen (USA)	December 1, 1974	Culver City
2:46:24	Chantal Langlace (FRA)	October 27, 1974	Neuf Brisach
2:46:37	Michiko Gorman (USA)	December 2, 1973	Culver City
2:49:40	Cheryl Flanagan (USA)	December 5, 1971	Culver City
2:55:22	Elizabeth Bonner (USA)	September 19, 1971	New York City
3:01:42	Elizabeth Bonner (USA)	May 9, 1971	Philadelphia
3:02:53	Caroline Walker (USA)	February 28, 1970	Seaside
3:07:26	Anni Pedersen (GER)	September 16, 1967	Waldniel
3:14:22	Maureen Wilson (CAN)	May 6, 1967	Toronto
3:27:45	Dale Greig (SCO)	May 23, 1964	Ryde
3:40:22	Violet Piercy (ENG)	May 29, 1926	Chiswick
5:40	Marie-Louise Ledru (FRA)	September 29, 1918	Paris

*Bold font = Set at Chicago Marathon*

*Note: The World Record Progression lists reflect records recognized by the Association of Road Racing Statisticians (ARRS). Top times run on non-record-eligible courses are listed in the Top 100 All-Time Performance lists within this Media Guide.*



World record split times

Men's world record

Dennis Kimetto (KEN)

September 28, 2014 - Berlin

5K .....	14:42
10K .....	29:24
15K .....	44:10
20K .....	58:36
25K .....	1:13:08
30K .....	1:27:38
35 .....	1:41:47
40K .....	1:56:29
Final .....	2:02:57

1st Half..... 1:01:45

2nd Half..... 1:01:12

Women's world record

Paula Radcliffe (GBR)

April 13, 2003 - London

5K .....	15:48 e
10K .....	32:01
15K .....	48:16 e
20K .....	1:04:28
25K .....	1:20:35 e
30K .....	1:36:36
35K .....	1:52:33 e
40K .....	2:08:29
Final .....	2:15:25

1st Half..... 1:08:02

2nd Half..... 1:07:23

Note: Official splits only available at each 10K and halfway

e = Estimated time from mile splits

## Men's American record progression

(as of September 5, 2015)

### Men

Time	Name (State)	Date	Location
2:05:38.....	Khalid Khannouchi (NY).....	April 14, 2002.....	London
2:07:01 .....	<b>Khalid Khannouchi (NY).....</b>	<b>October 22, 2000 .....</b>	<b>Chicago</b>
2:09:21 .....	Alberto Salazar (OR) .....	December 4, 1983.....	Fukuoka
2:10:08.....	Alberto Salazar (OR) .....	April 9, 1983.....	Rotterdam
2:10:20.....	Tony Sandoval (NM) .....	September 9, 1979.....	Eugene
2:10:20.....	Jeff Wells (TX).....	September 9, 1979.....	Eugene
2:10:30.....	Frank Shorter (CO) .....	December 3, 1972.....	Fukuoka
2:11:36.....	Ken Moore (OR) .....	December 6, 1970.....	Fukuoka
2:13:28.....	Ken Moore (OR) .....	December 7, 1969.....	Fukuoka
2:14:29.....	Amby Burfoot (CT) .....	December 8, 1968.....	Fukuoka
2:15:10.....	Leonard Edelen .....	October 13, 1963.....	Kosice
2:18:57 .....	Leonard Edelen .....	December 2, 1962.....	Fukuoka
2:20:56.....	John J. Kelley (MA).....	October 11, 1958.....	Jersey City
2:31:13.....	Nicholas Costes (AL) .....	May 22, 1955.....	Yonkers
2:31:27 .....	Leslie Pawson (RI).....	May 30, 1941 .....	Salisbury Beach
2:33:46.....	Pat Dengis.....	November 12, 1939.....	Yonkers
2:36:04.....	Joie Ray (IL) .....	August 5, 1928.....	Amsterdam
2:37:45.....	Schou Christiansen (IL).....	April 4, 1925.....	Detroit
2:41:30.....	Joseph Organ.....	August 22, 1920 .....	Antwerp
2:49:19.....	Mike Ryan (NY).....	May 24, 1910.....	Hamilton

*Bold font = Set at Chicago Marathon*

*Note: The American Record Progression lists reflect records recognized by the Association of Road Racing Statisticians (ARRS). Top times run on non-record-eligible courses are listed in the Top 100 All-Time Performance lists within this Media Guide.*

## Women's American record progression

(as of September 5, 2015)

### Women

Time	Name (State)	Date	Location
2:19:36.....	Deena Kastor (CA).....	April 23, 2006.....	London
2:21:16.....	Deena Kastor (CA).....	April 13 2003.....	London
2:21:21 .....	<b>Joan Samuelson (ME) .....</b>	<b>October 20, 1985.....</b>	<b>Chicago</b>
2:26:12.....	Joan Samuelson (ME) .....	September 12, 1982.....	Eugene
2:30:58.....	Patti Catalano (VT).....	September 6, 1980.....	Montreal
2:31:23.....	Joan Samuelson (ME).....	February 3, 1980.....	Auckland
2:35:41.....	Joan Samuelson (ME).....	September 9, 1979.....	Eugene
2:36:23.....	Julie Brown (CA).....	September 10, 1978.....	Eugene
2:37:57.....	Kim Merritt (WI).....	September 11, 1977.....	Eugene
2:38:19.....	Jacqueline Hansen (CA).....	October 12, 1975.....	Eugene
2:43:55.....	Jacqueline Hansen (CA).....	December 1, 1974.....	Culver City
2:46:37 .....	Michiko Gorman (CA).....	December 2, 1973.....	Culver City
2:49:40 .....	Cheryl Flanagan (MI).....	December 5, 1971 .....	Culver City
2:55:22.....	Elizabeth Bonner.....	September 19, 1971.....	New York City

<b>Time</b>	<b>Name (State)</b>	<b>Date</b>	<b>Location</b>
3:01:42.....	Elizabeth Bonner.....	May 9, 1971.....	Philadelphia
3:07:10.....	Sara Mae Berman (MA).....	October 25, 1970.....	Atlantic City
3:16:02.....	Nina Kuscsik (NY).....	May 17, 1970.....	Yonkers
3:21:19.....	Sara Mae Berman (MA).....	September 28, 1969.....	Atlantic City
3:57:49.....	Susan Morse (PA).....	December 3, 1967.....	Philadelphia
3:57:51.....	Lyn Carman (CA).....	October 2, 1966.....	Santa Barbara
5:24:xx.....	Debbie Haines (AK).....	September 24, 1966.....	Fairbanks
6:08:xx.....	Gail Bakken (AK).....	September 21, 1963.....	Fairbanks

*Bold font = Set at Chicago Marathon*

*Note: The American Record Progression lists reflect records recognized by the Association of Road Racing Statisticians (ARRS). Top times run on non-record-eligible courses are listed in the Top 100 All-Time Performance lists within this Media Guide.*

## Fastest debut marathon – American men

	<b>Time</b>	<b>Name</b>	<b>State</b>	<b>Place</b>	<b>Venue</b>	<b>Date</b>
1.	2:08:24.....	Ryan Hall.....	CA.....	7.....	London.....	2007
2.	2:09:41.....	Alberto Salazar.....	OR.....	1.....	New York.....	1980
2.	2:09:41.....	Alan Culpepper.....	CO.....	6.....	Chicago.....	2002
4.	2:10:35.....	Brett Gotcher.....	AZ.....	7.....	Houston.....	2010
5.	2:11:13.....	Rudy Chapa.....	OR.....	7.....	New York.....	1983
6.	2:11:17.....	Todd Williams.....	TN.....	10.....	Chicago.....	1987
7.	2:11:24.....	Andrew Carlson.....	MN.....	6.....	Houston/OT.....	2012
8.	2:11:35.....	Dan Browne.....	OR.....	1.....	St. Paul.....	2002
9.	2:11:46.....	Ed Moran.....	VA.....	10.....	New York.....	2011
10.	2:12:08.....	Pat Petersen.....	NY.....	12.....	New York.....	1983

## Fastest debut marathon – American women

	<b>Time</b>	<b>Name</b>	<b>State</b>	<b>Place</b>	<b>Venue</b>	<b>Date</b>
1.	2:25:53.....	Kara Goucher.....	OR.....	3.....	New York.....	2008
2.	2:26:58.....	Deena Kastor.....	CA.....	7.....	New York.....	2001
3.	2:27:03.....	Amy Hastings.....	CA.....	2.....	Los Angeles.....	2011
4.	2:27:10.....	Marla Runyan.....	OR.....	4.....	New York.....	2002
5.	2:27:17.....	Renee Metivier.....	OR.....	8.....	Chicago.....	2012
6.	2:28:40.....	Shalane Flanagan.....	OR.....	2.....	New York.....	2010
7.	2:29:01.....	Deeja Youngquist.....	NM.....	10.....	Chicago.....	2003
8.	2:29:54.....	Clara Santucci.....	PA.....	16.....	Boston.....	2011



Abbott World Marathon Majors

About ..... 228

Scoring system..... 228

2015-2016 Series schedule..... 230

2016 Wheelchair series..... 231

Event histories ..... 232

Series IX leaderboard..... 238

Recent results ..... 238

Series champions..... 240

Abbott World Marathon Majors statistics..... 243

## About the Abbott World Marathon Majors

In 2006, the Bank of America Chicago Marathon joined the B.A.A. Boston Marathon, Virgin Money London Marathon, BMW BERLIN-MARATHON and TCS New York City Marathon in launching the World Marathon Majors. In November 2012, the Tokyo Marathon joined the series. The organizers of these events are united in their effort to advance the sport, raise awareness of its elite athletes and increase of the level of interest in elite racing among running enthusiasts. In 2015, Abbott became the first-ever title sponsor of the World Marathon Majors.

The Abbott World Marathon Majors (AWMM) Series IX began at the 2015 Tokyo Marathon and will end at the 2016 Tokyo Marathon. AWMM Series X begins at the 2016 Boston Marathon and ends at the 2017 Boston Marathon. Each series will then begin and end at the next prospective AWMM race. The Olympic Marathon and IAAF World Championships Marathons will be included in the race schedule in the years they are held. Athletes placing in the top five in these events are awarded points (25 for first, 15 for second, 10 for third, 5 for fourth, and 1 for fifth).

## AWMM Scoring system

As of 2015, the Abbott World Marathon Majors (AWMM) series will now cycle through one year (instead of two) of competition and consist of the following Qualifying Races:

- Tokyo Marathon
- Boston Marathon
- Virgin Money London Marathon
- BMW BERLIN-MARATHON
- Bank of America Chicago Marathon
- TCS New York City Marathon
- Olympic Marathon
- IAAF World Championships Marathon

## Prize purse

AWMM will award a \$1 million prize, to be split equally between the top male and female point earners, after each full year cycle of competition.

## Point system

Champions of the Abbott World Marathon Majors (AWMM) Series will be the male and female athletes who score the greatest number of points from Qualifying Races during the one-year scoring period. During each scoring period, points from a maximum of two Qualifying Races will be scored. An athlete must start in two Qualifying Races over the Series cycle to be eligible for the championship. If an athlete earns points in more than two events, the athlete's highest two finishes will be scored. Points are allocated following each race as follows:

Place	Points
1st	25
2nd	15
3rd	10
4th	5
5th	1

## Tie-breaker

In the event of a tie in points earned at the conclusion of a Series cycle, the winner shall be determined using the following rules (addressed in descending order).

1. The athlete with the best head-to-head record in Qualifying Races during the Series period will be declared the winner. Only the fact that one athlete finished ahead of the other will be taken into account and not by how many places. For purposes of clarity, it shall not matter whether or not the athletes scored points towards their Series total when considering head to head competition.
2. The athlete who has won the most Qualifying Races during the period.
3. The athlete whom the majority of the Race Directors of the six Abbott World Marathon Majors determines to be the champion. In such circumstances, the Race Directors may decide to award the title jointly.

## Doping violations

Under Abbott World Marathon Majors rules, no athlete who has been found guilty of any anti-doping rules enforced by the International Athletics Association Federations (IAAF), National Federations, WADA or any of the individual Abbott World Marathon Majors races is eligible to win the Abbott World Marathon Majors championship title.

## 2015 schedule

### Date

February 22  
April 20  
April 26  
August 10  
August 17  
September 27  
October 11  
November 1

### Event

Tokyo Marathon  
Boston Marathon  
Virgin Money London Marathon  
IAAF World Championships Marathon (Women)  
IAAF World Championships Marathon (Men)  
BMW BERLIN-MARATHON  
Bank of America Chicago Marathon  
TCS New York City Marathon

## 2016 schedule

### Date

February 28  
April 18  
April 24  
August 14  
August 21  
September 25  
October 9 (tentative)  
November 6

### Event

Tokyo Marathon  
Boston Marathon  
Virgin Money London Marathon  
Olympic Marathon (Women)  
Olympic Marathon (Men)  
BMW BERLIN-MARATHON  
Bank of America Chicago Marathon  
TCS New York City Marathon

## Abbott World Marathon Majors Wheelchair Series begins in 2016

The Abbott World Marathon Majors (AWMM) is expanding its series to include elite wheelchair athletes. For the first time, a male and female winner will be determined over a 12-month period based on scoring earned via results from six iconic global races, and each will be awarded \$50,000 for the championships.

The new series is set to begin at the April 2016 Boston Marathon, which in 1975 became the first major U.S. road race to recognize wheelchair participation. Including each of the Abbott World Marathon Majors Qualifying Races, Tokyo, Boston, Virgin Money London, BMW BERLIN, the Bank of America Chicago and the TCS New York Marathons, AWMM Wheelchair Series X will begin at the April 2016 Boston Marathon and end upon completion of the April 2017 Boston Marathon. Each subsequent series will begin and end at the next AWMM race on the calendar.

Paralympic Games and International Paralympic Committee (IPC) Athletics World Championships races, when scheduled, will also count as part of the series. Scoring will follow existing AWMM rules, with the only difference being the number of races that count for the title. In a Series without World Championships or Paralympic Games, it will be the best four of seven races to score. In years with either of those events, it will be the best five of eight races to score.

## Abbott World Marathon Majors Races

### Tokyo Marathon

Organized by the Tokyo Marathon Foundation, the inaugural Tokyo Marathon was held on February 18, 2007, and drew 95,044 applicants and 30,870 participants. Kenya's Daniel Njenga (2:09:45) and Japan's Hitomi Niiya (2:31:01) were the first champions. Since then, the Tokyo Marathon has grown to over 300,000 applicants and nearly 36,000 participants. Through its theme, "The Day We Unite," the Tokyo Marathon brings together runners, volunteers and spectators. In 2011, the Tokyo Marathon implemented its own charity program, Run with Heart, through which donors can contribute to various charitable activities. In 2014, the Tokyo Marathon raised more than \$2.7 million.

As Tokyo has been chosen to host the 2020 Olympic Games, the Tokyo Marathon is also gaining more attention and popularity. Tokyo Marathon 2016, which will be its 10th anniversary, will be held on Sunday, February 28, 2016.

Inaugural running	2007			
Estimated number of spectators	1,500,000			
Largest field	35,501 finishers (2011)			
Most victories	Men: No multiple winners in male division Women: No multiple winners in female division			
Prize purse	JPY 20,250,000 for both men and women (JPY 11,000,000 for male and female champions)			
Time & record bonus	JPY 38,000,000 (JPY 30,000,000 for WR, JPY 300,000 for course record)			
Course records	Men: 2:05:42 (Dickson Chumba, KEN, 2014) Women: 2:22:23 (Tirfi Tsegaye Beyene, ETH, 2014)			
Recent finishers	Year	Finishers	Male	Female
	2015	34,527	27,135	7,392
	2014	34,527	27,516	7,068
	2013	35,251	28,101	7150
Organization information	Tad Hayano, Race Director Tokyo Marathon Foundation Ariake Frontier Building Tower B-8F, 3-7-26 Ariake Koto-ku Tokyo, 135-0063 Japan +81 (3) 5500-6677 www.marathon.tokyo/en/			
Media contact	Ulala Nagashima +81 (3) 5500-6653 press_tm@tokyo42195.org			
Upcoming race dates	February 28, 2016			

## Boston Marathon

Inspired by their experience at the 1896 Olympic Games, several members of the Boston Athletic Association (B.A.A.) founded their own marathon in 1897. The race has been run every year since (though the 1918 edition featured a military relay rather than an individual race) and is now the world's oldest annual marathon. Both the start and finish lines have been moved over the years, but much of the original course remains exactly as it was first designed. Since 1924 the race has begun in the town of Hopkinton, and from there the point-to-point course descends through Ashland, Framingham, Natick and Wellesley. Upon entering Newton, the course gradually rises to the famous Heartbreak Hill. As runners reach the top, they can see downtown Boston for the first time, four miles in the distance. After running through Brookline, the course enters Boston where it finishes on historic Boylston Street. Runners must qualify for entry by meeting time standards corresponding to gender and age, which is another aspect — besides its course and longevity — unique to the Boston Marathon.

Inaugural running	1897			
Largest field	35,868 finishers (1996)			
Estimated number of spectators	500,000			
Most victories	Men: 7 (Clarence H. DeMar, USA) Women: 4 (Catherine Ndereba, KEN)			
Prize purse	\$830,500 (plus an additional \$220,000 in bonus awards) provided by principal sponsor, John Hancock Financial			
Course records	Men: 2:03:02 (Geoffrey Mutai, KEN, 2011) Women: 2:18:57 (Rita Jeptoo, KEN, 2014)			
Recent finishers	Year	Finishers	Male	Female
	2015	26,598	14,580	12,018
	2014	34,926	17,582	14,344
	2013	17,600	10,649	6,951
	2012	21,616	12,621	8,995
Organization information	Joann E. Flaminio, President Thomas S. Grilk, Executive Director Boston Athletic Association 185 Dartmouth Street, 6th Floor Boston, MA 02116 (617) 236-1652 www.baa.org			
Media contacts	Jack Fleming Director of Marketing & Communications (617) 236-1652, x2627 fleming@baa.org Marc Davis Communications Manager (617) 236-1652, x2633 mdavis@baa.org			
Upcoming race dates	April 18, 2016			



## Virgin Money London Marathon

In 1979, after running the New York City Marathon with John Disley, the late Chris Brasher questioned whether London could stage such a festival. "We have the course... but do we have the heart and hospitality to welcome the world?" Later that year Brasher traveled to America, where the running boom of the late 1970s had started. He witnessed the Boston Marathon and revisited the New York City race. He studied both races' organizations and finances. On his return, Brasher and Disley secured a three-year contract with Gillette for £75,000, established the organization's charitable status and set down six main aims for the event. The first London Marathon was held on March 29, 1981. More than 20,000 people wanted to run; 7,747 were accepted. There were 6,255 finishers led home by American Dick Beardsley and Norwegian Inge Simonsen. Joyce Smith broke the British record to win the women's race. The 1982 race received more than 90,000 applicants from around the world. The entry was limited to 18,059. Since then, the London Marathon has grown to more than 35,000 starters and finishers, is viewed in more than 150 countries worldwide and has more than six million viewers in the U.K. via the BBC.

Inaugural running	1981			
Largest field	36,705 finishers (2012)			
Estimated number of spectators	750,000			
Most victories	Men: 3 (Dionicio Ceron, MEX; Antonio Pinto, POR; Martin Lel, KEN) Women: 4 (Ingrid Kristiansen, NOR)			
Prize purse	\$313,000 (\$55,000 to male/female champions) + bonuses			
Course records	Men: 2:04:29 (Wilson Kipsang, KEN, 2014) Women: 2:15:25 (Paula Radcliffe, GBR, 2003)			
Recent finishers	Year	Finishers	Male	Female
	2015	37,671	23,281	14,390
	2014	35,803	22,558	13,245
	2013	34,278	22,045	12,233
	2012	36,705	22,443	12,262
Organization information	Nick Bitel, Chief Executive Hugh Brasher, Race Director Virgin Money London Marathon Ltd. Marathon House 115 Southwark Street London SE1 0JF (+44) 207-902-0200 www.virginlondonmarathon.com			
Media contact	Penny Dain Head of Communications pennyd@london-marathon.co.uk + 44 (0) 7799 170433			
Upcoming race dates	April 24, 2016			

## BMW-BERLIN MARATHON

A group of runners from one of Germany's most prestigious athletic clubs, SC Charlottenburg Berlin, organized the first BERLIN MARATHON in 1974. It was not until 1981 that the race moved from the Grunewald (a city forest) into the city center of West Berlin. Supported by the three western allied forces (Britain, France and U.S.), it quickly developed into Germany's biggest and best-quality marathon. It was after the Berlin Wall collapsed in November 1989 when a new era started. On September 30, 1990, three days before the reunification of Germany, the course of the BERLIN MARATHON led through Brandenburg Gate and both parts of Berlin. In 2001, Naoko Takahashi became the first woman to break the 2:20 barrier. The flat and fast loop course was changed significantly for the 2003 race. Paul Tergat, in a world record 2:04:55, became the first man to cross the new finish line, passing through Brandenburg Gate — the symbol for reunification. In 2007, the Ethiopian Haile Gebrselassie broke the world record in Berlin, clocking 2:04:26. In 2008 he broke the record again, clocking 2:03:59 — and in 2009, he joined Bill Rodgers (New York City, 1976 – 1979) as the only man to win the same World Marathon Majors race four years in a row. In 2011, it was again a Kenyan athlete who took the world record; Patrick Makau won in 2:03:38. Wilson Kipsang of Kenya broke that record in 2013, clocking 2:03:23. Last year it was Dennis Kimetto, who broke the world record, being the first person finishing sub-2:03 in 2:02:57.

Inaugural running	1974			
Largest field	36,527 finishers (2013)			
Estimated number of spectators	1,000,000			
Most victories	Men: 4 (Haile Gebrselassie, ETH) Women: 3 (Uta Pippig, GER; Renata Kokowska, POL)			
Prize purse	\$416,629 (\$50,000 to male/female champions)			
Course records	Men: 2:02:57 (Dennis Kimetto, KEN, 2014) Women: 2:19:12 (Mizuki Noguchi, JPN, 2005)			
Recent finishers	Year	Finishers	Male	Female
	2014	28,946	22,178	6,768
	2013	36,527	27,547	8,980
	2012	34,485	26,542	7,943
Organization information	Mark Milde, Race Director SCC-RUNNING GmbH Hanns-Braun-Strasse/Adlerplatz 14053, Berlin Germany +49 (30) 30-12-88-10 www.bmw-berlin-marathon.com			
Media contact	Thomas Steffens +49 (171) 933-48-36 thomas.steffens@scc-events.com			
Upcoming race dates	September 27, 2015 September 25, 2016			

## Bank of America Chicago Marathon

In 1976 a small band of running enthusiasts met at the Metropolitan YMCA on LaSalle Street to plan a marathon in Chicago. Backed by the athletic enthusiasm of the new Chicago mayor, Michael Bilandic, and the leadership of Lee Flaherty, this founding group realized its vision on September 25, 1977, hosting 4,200 local participants in the first Chicago Marathon. The Bank of America Chicago Marathon has since expanded to more than 40,000 runners and an estimated 1.7-million on-course spectators. The flat and fast course begins and ends in historic Grant Park, sweeping through 29 diverse and colorful neighborhoods including Lakeview, Greektown, Little Italy, Pilsen, Chinatown and Bronzeville. The Bank of America Chicago Marathon has a long history of hosting the world's fastest runners and has been the site of two men's world records (Steve Jones, 2:08:05, 1984; and Khalid Khannouchi, 2:05:42, 1999) and two women's world records (Catherine Ndereba, 2:18:47, 2001; and Paula Radcliffe, 2:17:18, 2002).

<b>Inaugural running</b>	1977			
<b>Largest field</b>	40,659 finishers (2014)			
<b>Estimated number of spectators</b>	1,700,000			
<b>Most victories</b>	Men: 4 (Khalid Khannouchi, MAR/USA) Women: 3 (Liliya Shobukhova, RUS)			
<b>Prize purse</b>	\$550,000 (\$100,000 to male/female champions)			
<b>Course records</b>	Men: 2:03:45 (Dennis Kimetto, KEN, 2013) Women: 2:17:18 (Paula Radcliffe, GBR, 2002)			
<b>Recent finishers</b>	Year	Finishers	Male	Female
	2014	40,659	22,242	18,417
	2013	38,883	21,488	17,395
	2012	37,475	20,681	16,794
<b>Organization information</b>	Carey Pinkowski, Executive Race Director Bank of America Chicago Marathon 135 S. LaSalle St., Suite 1160 Chicago, IL 60603 (312) 904-9800 www.chicagomarathon.com			
<b>Media contact</b>	Alex Sawyer Communications Manager (312) 992-6618 alex.sawyer@cemevent.com			
<b>Upcoming race dates</b>	October 11, 2015 October 9, 2016 (tentative)			

## TCS New York City Marathon

The TCS New York City Marathon is the premier event of New York Road Runners (NYRR) and the largest marathon in the world. Held annually on the first Sunday in November, the race features the world's top professional athletes and a vast range of competitive, recreational and charity runners. The race began in 1970 with just 127 entrants running four laps around Central Park, and expanded citywide in 1976. In 2014, a record 50,530 runners from 130 countries toured New York City's five boroughs, starting on Staten Island at the foot of the Verrazano-Narrows Bridge, and running through the neighborhoods of Brooklyn, Queens and the Bronx, before ending in Manhattan at the iconic Central Park finish line. More than one million spectators line the city streets to cheer on the runners, while millions more watch the live television broadcast in the United States and around the world. Tata Consultancy Services (TCS), a leading global IT services, consulting, and business solutions organization, is the premier partner of NYRR and the title sponsor of the TCS New York City Marathon.

Inaugural running	1970			
Largest field	50,530 finishers (2014)			
Estimated number of spectators	1,000,000+			
Most victories	Men: 4 (Bill Rodgers, USA) Women 9 (Grete Waitz, NOR)			
Prize purse	\$705,000 (\$100,000 to male/female champions)			
Course Records	Men 2:05:06 (Geoffrey Mutai, KEN, 2011) Women 2:22:31 (Margaret Okayo, KEN, 2003)			
Recent finishers	Year	Finishers	Male	Female
	2014	50,530	30,108	20,422
	2013	50,266	30,699	19,567
	2012	Not contested		
Organization information	Michael Capiraso, President and CEO of New York Road Runners Peter Ciaccia, President of Events at New York Road Runners and Race Director of the TCS New York City Marathon New York Road Runners 156 West 56th Street, Third Floor New York, NY, USA 10019			
Media Contact	Chris Weiller VP, Media and Public Relations (212) 320-4046 cweiller@nyrr.org			
Upcoming race dates	November 1, 2015 November 6, 2016			

## Current Abbott World Marathon Majors Leaderboard, Series IX

as of September 5, 2015

### Men\*

1. Yemane Tsegay, ETH, 32 pts.
2. Eliud Kipchoge, KEN, 25 pts.
2. Ghirmay Ghebreslassie, 25 pts.
2. Endeshaw Negesse, ETH, 25 pts.
2. Lelisa Desisa, ETH, 25 pts.

### Women\*

1. Mare Dibaba, ETH, 41 pts.
2. Helah Kiprop, KEN, 32 pts.
3. Birhane Dibaba, ETH, 25 pts.
3. Caroline Rotich, KEN, 25 pts.
3. Tigist Tufa, ETH, 25 pts.

\*visit [worldmarathonmajors.com](http://worldmarathonmajors.com) for a complete listing of the Series IX Leaderboard

## Recent Abbott World Marathon Majors Results

### Tokyo Marathon

#### February 22, 2015

1. Endeshaw Negesse (ETH).....2:06:00
2. Stephen Kiprotich (UGA).....2:06:33
3. Dickson Chumba (KEN).....2:06:34
4. Shumi Dechasa (BRN).....2:07:20
5. Peter Some (KEN).....2:07:22

1. Birhane Dibaba (ETH).....2:23:15
2. Helah Kiprop (KEN).....2:24:03
3. Tiki Gelana (ETH).....2:24:26
4. Selly Chepyego (KEN).....2:26:43
5. Flomena Cheyech Daniel (KEN).....2:26:54

### Boston Marathon

#### April 20, 2015

1. Lelisa Desisa (ETH).....2:09:17
2. Yemane Adhane Tsegay (ETH).....2:09:48
3. Wilson Chebet (KEN).....2:10:22
4. Bernard Kipyego (KEN).....2:10:47
5. Wesley Korir (KEN).....2:10:49

1. Caroline Rotich (KEN).....2:24:55
2. Mare Dibaba (ETH).....2:24:59
3. Buzunesh Deba (ETH).....2:25:09
4. Desiree Linden (USA).....2:25:39
5. Sharon Cherop (KEN).....2:26:05

## Virgin Money London Marathon

#### April 26, 2015

1. Eliud Kipchoge (KEN).....2:04:42
2. Wilson Kipsang (KEN).....2:04:47
3. Dennis Kimetto (KEN).....2:05:50
4. Stanley Biwott (KEN).....2:06:41
5. Tilahun Regassa (ETH).....2:07:16

1. Tigist Tufa (ETH).....2:23:22
2. Mary Keitany (KEN).....2:23:40
3. Tirfi Tsegaye (ETH).....2:23:41
4. Aselefech Mergia (ETH).....2:23:53
5. Florence Kiplagat (KEN).....2:24:15

## BMW-BERLIN MARATHON

#### September 28, 2014

1. Dennis Kimetto (KEN).....2:02:57\*
2. Emmanuel Mutai (KEN).....2:03:13
3. Abera Kuma (ETH).....2:05:56
4. Geoffrey Kamworor (KEN).....2:06:39
5. Eliud Kiptanui (KEN).....2:07:28

1. Tirfi Tsegaye (ETH).....2:20:18
2. Feyse Tadese (ETH).....2:20:27
3. Shalane Flanagan (USA).....2:21:14
4. Tadelech Bekele (ETH).....2:23:02
5. Abebech Afework (ETH).....2:25:02

\*World Record

## Bank of America Chicago Marathon

#### October 12, 2014

1. Eliud Kipchoge (KEN).....2:04:11
2. Sammy Kitwara (KEN).....2:04:28
3. Dickson Chumba (KEN).....2:04:32
4. Kenenisa Bekele (ETH).....2:05:51
5. Bernard Koech (KEN).....2:08:30

1. Rita Jeptoo\* (KEN).....2:24:35
2. Mare Dibaba (ETH).....2:25:37
3. Florence Kiplagat (KEN).....2:25:57
4. Birhane Dibaba (ETH).....2:27:02
5. Amy Hastings (USA).....2:27:03

\*Official results as of September 2015. Result standings are subject to change in accordance with International Athletics Association Federations (IAAF) Anti-Doping Rules and Regulations.

## TCS New York City Marathon

### November 2, 2014

1. Wilson Kipsang (KEN).....	2:10:59
2. Lelisa Desisa (ETH).....	2:11:06
3. Gebre Gebremariam (ETH).....	2:12:13
4. Meb Keflezighi (USA).....	2:13:18
5. Stephen Kiprotich (UGA).....	2:13:25

1. Mary Keitany (KEN).....	2:25:07
2. Jemima Sumgong (KEN).....	2:25:10
3. Sara Moreira (POR).....	2:26:00
4. Jelena Prokopcuka (LAT).....	2:26:15
5. Desiree Linden (USA).....	2:28:11

## Abbott World Marathon Majors series champions 2013-2014

### Men

Wilson Kipsang (KEN)				76 points
5th	London	2013	2:07:47	1 point
1st	Berlin	2013	2:03:23	25 points
1st	London	2014	2:04:29	25 points
1st	New York	2014	2:10:59	25 points

### Women

Following the positive A and B samples from an out-of-competition test in September 2014, Rita Jeptoo's standings and the final results of the Women's World Marathon Majors 2013-2014 Series will be determined at the completion of due process and the outcome of any appeal.

## 2012-2013

### Men

Tsegaye Kebede (ETH)				75 points
2nd	New York	2013	2:09:16	15 points
1st	London	2013	2:06:04	25 points
1st	Chicago	2012	2:04:38	25 points
3rd	London	2012	2:06:52	10 points

### Women

Priscah Jeptoo (KEN)				75 points
1st	New York	2013	2:25:07	25 points
1st	London	2013	2:20:15	25 points
2nd	Olympic Games	2012	2:23:12	15 points
3rd	London	2012	2:20:14	10 points

## 2011-2012

### Men

Geoffrey Mutai (KEN)				75 points
1st	Berlin	2012	2:04:14	25 points
1st	New York	2011	2:05:06	25 points
1st	Boston	2011	2:03:02	25 points

### Women

Mary Keitany (KEN)				65 points
4th	Olympic Games	2012	2:23:56	5 points
1st	London	2012	2:18:37	25 points
3rd	New York	2011	2:23:38	10 points
1st	London	2011	2:19:19	25 points

## 2010-2011

### Men

Emmanuel Mutai (KEN)				70 points
2nd	New York	2011	2:06:12	15 points
1st	London	2011	2:04:40	25 points
2nd	New York	2010	2:09:18	15 points
2nd	London	2010	2:06:23	15 points

### Women

Edna Kiplagat (KEN)				65 points
1st	IAAF Championships	2011	2:28:43	25 points
2nd	London	2011	2:20:46	15 points
1st	New York	2010	2:27:20	25 points

\* Following a doping ban by the Russian Federation and a recent appeal for a longer ban, the International Athletics Association Federations (IAAF) announced in August 2015 that the results of the women's champion of the 2010-2011 series have been annulled.

## 2009-2010

### Men

Sammy Wanjiru (KEN)				75 points
1st	Chicago	2010	2:06:24	25 points
1st	Chicago	2009	2:05:41	25 points
1st	London	2009	2:05:10	25 points

### Women

Irina Mikitenko (GER)				55 points
4th	Chicago	2010	2:26:40	5 points
1st	Chicago	2009	2:26:31	25 points
1st	London	2009	2:22:11	25 points

\* Following a doping ban by the Russian Federation and a recent appeal for a longer ban, the International Athletics Association Federations (IAAF) announced in August 2015 that the results of the women's champion of the 2009-2010 series have been annulled.

## 2008-2009

### Men

Sammy Wanjiru (KEN)				90 points
1st	Chicago	2009	2:05:41	25 points
1st	London	2009	2:05:10	25 points
1st	Olympics	2008	2:06:32	25 points
2nd	London	2008	2:05:24	15 points

## Women

Irina Mikitenko (GER)				90 points
2nd	Chicago	2009	2:26:31	15 points
1st	London	2009	2:22:11	25 points
1st	Berlin	2008	2:19:19	25 points
1st	London	2008	2:24:14	25 points

## 2007-2008

### Men

Martin Lel (KEN)				76 points
5th	Olympics	2008	2:10:24	1 point
1st	London	2008	2:05:15	25 points
1st	New York	2007	2:09:04	25 points
1st	London	2007	2:07:41	25 points

### Women

Irina Mikitenko (GER)				65 points
1st	Berlin	2008	2:19:19	25 points
1st	London	2008	2:24:14	25 points
2nd	Berlin	2007	2:24:51	15 points

## 2006-2007

### Men

Robert Kipkoech Cheruiyot (KEN)				80 points
4th	Chicago	2007	2:16:13	5 points
1st	Boston	2007	2:14:13	25 points
1st	Chicago	2006	2:07:35	25 points
1st	Boston	2006	2:07:14	25 points

### Women

Gete Wami (ETH)				80 points
2nd	New York	2007	2:23:32	15 points
1st	Berlin	2007	2:23:17	25 points
2nd	London	2007	2:21:45	15 points
1st	Berlin	2006	2:21:34	25 points

## Abbott World Marathon Majors statistics

### IAAF World Records set in World Marathon Majors events

### Men

WR	Athlete	WMM Event	Date
2:02:57*	Dennis Kimetto (KEN)	BER	09/28/2014
2:03:23	Wilson Kipsang (KEN)	BER	09/29/2013
2:03:38	Patrick Makau (KEN)	BER	09/25/2011
2:03:59	Haile Gebrselassie (ETH)	BER	09/28/2008
2:04:26	Haile Gebrselassie (ETH)	BER	09/30/2007
2:04:55	Paul Tergat (KEN)	BER	09/28/2003
2:05:38	Khalid Khannouchi (USA)	LON	04/14/2002
2:05:42	Khalid Khannouchi (MAR)	CHI	10/24/1999
2:06:05	Ronaldo da Costa (BRA)	BER	09/20/1998
2:08:05	Steve Jones (GBR)	CHI	10/21/1984
2:12:12	Abebe Bikila (ETH)	OLY (Tokyo)	10/21/1964
2:15:17	Abebe Bikila (ETH)	OLY (Rome)	09/10/1960
2:25:39	Yun Bok Suh (KOR)	BOS	04/19/1947
2:32:36	Hannes Kolehmainen (FIN)	OLY (Antwerp)	08/22/1920
2:55:19	Johnny Hayes (USA)	OLY (London)	07/24/1908

### Women

WR	Athlete	WMM Event	Date
2:15:25*	Paula Radcliffe (GBR)	LON	04/13/2003
2:17:18	Paula Radcliffe (GBR)	CHI	10/13/2002
2:18:47	Catherine Ndereba (KEN)	CHI	10/07/2001
2:19:46	Naoko Takahashi (JPN)	BER	09/30/2001
2:20:43	Tegla Loroupe (KEN)	BER	09/26/1999
2:21:06	Ingrid Kristiansen (NOR)	LON	04/21/1985
2:22:43	Joan Benoit Samuelson (USA)	BOS	04/18/1983
2:25:29	Grete Waitz (NOR)	LON	04/17/1983
2:25:42	Grete Waitz (NOR)	NYC	10/26/1980
2:27:33	Grete Waitz (NOR)	NYC	10/21/1979
2:32:30	Grete Waitz (NOR)	NYC	10/22/1978
2:34:48**	Christa Vahlensieck (GER)	BER	09/10/1977
2:42:24	Liane Winter (GER)	BOS	04/21/1975

\*Current World Record as of February 2015

\*\*Set in the 1977 German Marathon Championships

## Abbreviations used throughout this section

BOS	=	Boston Marathon
LON	=	Virgin Money London Marathon
BER	=	BMW BERLIN-MARATHON
CHI	=	Bank of America Chicago Marathon
NYC	=	TCS New York City Marathon
OLY	=	Olympic Games Marathon
WCM	=	IAAF World Championships Marathon

## Most World Marathon Majors victories

Men	Total	BOS	LON	OLY	WCM	BER	CHI	NYC
1. Bill Rodgers (USA).....	8	4						4
2. Clarence DeMar (USA) .....	7	7						
3. Khalid Khannouchi (MAR/USA).....	5		1				4	
3. Robert Kipkoech Cheruiyot (KEN) ..	5	4					1	
3. Martin Lel (KEN) .....	5		3					2
6. Abel Anton (ESP) .....	4		1	2		1		
6. Gerard Cote (CAN) .....	4	4						
6. Haile Gebrselassie (ETH).....	4					4		
6. Ibrahim Hussein (KEN) .....	4	3						1
6. Steve Jones (GBR).....	4		1				2	1
6. Antonio Pinto (POR) .....	4		3			1		
6. Alberto Salazar (USA) .....	4	1						
6. Toshihiko Seko (JPN) .....	4	2	1				1	
6. Sammy Wanjiru (KEN) .....	4		1	1			2	

Women	Total	BOS	LON	OLY	WCM	BER	CHI	NYC
1. Grete Waitz (NOR) .....	12		2		1			9
2. Ingrid Kristiansen (NOR) .....	8	2	4				1	1
2. Rosa Mota (POR) .....	8	3	1	1	1		2	
2. Catherine Ndereba (KEN) .....	8	4			2		2	
2. Paula Radcliffe (GBR) .....	8	3			1		1	3
6. Uta Pippig (GER) .....	7	3				3		1
7. Joyce Chepchumba (KEN) .....	5		2				2	1
8. Joan Benoit Samuelson (USA).....	4	2		1			1	
8. Katrin Dorre-Heinig (GER) .....	4		3			1		
8. Michiko Gorman (USA) .....	4	2						2
8. Tegla Loroupe (KEN).....	4		1			1		2
8. Margaret Okayo (KEN).....	4	1	1					2
8. Wanda Panfil (POL) .....	4	1	1		1			1
8. Fatuma Roba (ETH) .....	4	3		1				

## Most World Marathon Majors top 3 finishes

### Men

12.....	Clarence DeMar (USA): 1910 BOS (2nd); 1911 BOS (1st); 1917 BOS (3rd); 1922 BOS (1st); 1923 BOS (1st); 1924 BOS (1st); 1924 OLY (3rd); 1925 BOS (2nd); 1926 BOS (3rd); 1927 BOS (1st); 1928 BOS (1st); 1930 BOS (1st)
11.....	Tsegaye Kebede (ETH)
10.....	John A. Kelley (USA)
10.....	Martin Lel (KEN)
9.....	Jaouad Gharib (MAR)
9.....	Antonio Pinto (POR)
9.....	Bill Rodgers (USA)

### Women

17.....	Catherine Ndereba (KEN): 1999 NYC (2nd); 2000 BOS (1st); 2000 CHI (1st); 2001 BOS (1st); 2001 CHI (1st); 2002 BOS (2nd); 2002 CHI (2nd); 2003 LON (2nd); 2003 WCM (1st); 2003 NYC (2nd); 2004 BOS (1st); 2004 OLY (2nd); 2005 BOS (1st); 2005 WCM (2nd); 2006 NYC (3rd); 2007 WCM (1st); 2008 OLY (2nd)
13.....	Grete Waitz (NOR)
12.....	Joyce Chepchumba (KEN)
12.....	Ingrid Kristiansen (NOR)
10.....	Rosa Mota (POR)
10.....	Uta Pippig (GER)

## Most World Marathon Majors top 5 finishes

### Men

15.....	John A. Kelley (USA): 1934 BOS (2nd); 1935 BOS (1st); 1936 BOS (5th); 1937 BOS (2nd); 1938 BOS (3rd); 1940 BOS (2nd); 1941 BOS (2nd); 1942 BOS (5th); 1943 BOS (2nd); 1944 BOS (2nd); 1945 BOS (1st); 1946 BOS (2nd); 1948 BOS (4th); 1949 BOS (4th); 1950 BOS (5th)
13.....	Clarence DeMar (USA)
13.....	Bill Rodgers (USA)
13.....	Tsegaye Kebede (ETH)
12.....	Jaouad Gharib (MAR)

### Women

19.....	Catherine Ndereba (KEN): 1999 NYC (2nd); 2000 BOS (1st); 2000 CHI (1st); 2001 BOS (1st); 2001 CHI (1st); 2002 BOS (2nd); 2002 CHI (2nd); 2003 LON (2nd); 2003 WCM (1st); 2003 NYC (2nd); 2004 BOS (1st); 2004 OLY (2nd); 2005 BOS (1st); 2005 WCM (2nd); 2006 NYC (3rd); 2007 WCM (1st); 2007 NYC (5th); 2008 OLY (2nd); 2008 NYC (5th)
16.....	Joyce Chepchumba (KEN)
14.....	Ingrid Kristiansen (NOR)
14.....	Grete Waitz (NOR)
13.....	Renata Kokowska (POL)

### Most World Marathon Majors Top 5 finishes in a single year

Nine women have placed among the top five in three Majors in the same year. Only one, Grete Waitz, has won three Majors in a year. Only one man has placed in three Majors in the same year.

1983.....Grete Waitz: LON (1st), WCM (1st), NYC (1st)  
1983.....Jacqueline Gareau: BOS (2nd), WCM (5th), CHI (2nd)  
1984.....Ingrid Kristiansen: LON (1st), OLY (4th), CHI (3rd)  
1995.....Manuela Machado: LON (2nd), WCM (1st), NYC (2nd)  
1995.....Rittva Lemettinen: LON (3rd), WCM (5th), CHI (1st)  
2001.....Svetlana Zakharova: LON (2nd), WCM (3rd), NYC (3rd)  
2003.....Catherine Ndereba: LON (2nd), WCM (1st), NYC (2nd)  
2005.....Constantina Dita: LON (2nd), WCM (3rd), CHI (2nd)  
2007.....Gete Wami: LON (2nd), BER (1st), NYC (2nd)  
2013.....Tsegaye Kebede LON (1st), WCM (4th), NYC (2nd)







Staff & sponsors

Executive staff biographies..... 250

Bank of America Chicago Marathon staff..... 253

Sponsors..... 254

**Tim Maloney**  
**Illinois State President**  
**Bank of America**

Tim Maloney is the Illinois State President for Bank of America, leading the bank's corporate philanthropic, civic, and community affairs efforts as well as integrated business across the state. Additionally, Tim is the Central Division Executive for U.S. Trust, Bank of America Private Wealth Management. In this role, Tim leads the overall effort to serve the wealth management needs of high net worth individuals and families within the Central Division.

Previously, Tim was president of Bank of America Investment Services, Inc. from 2005 to 2007. Prior to that, Tim was president of the Central Region for The Private Bank of Bank of America, a role that he held beginning December, 2001.

Before joining Bank of America, Tim spent more than 20 years in the financial service industry, gaining experience as a financial advisor, branch manager and regional sales director with Dean Witter Reynolds and as regional director and executive director with Morgan Stanley.

Tim earned a B.A. from Amherst College and a M.A. from the University of North Carolina at Chapel Hill. He is a member of the Civic Committee of the Commercial Club of Chicago, the Economic Club of Chicago, as well as a founding bank member of the Chicago Community Trust. He currently serves on the boards of The Art Institute of Chicago, Chicago Urban League, United Way of Metropolitan Chicago, and The Whitehead Foundation in New York.

**Carey Pinkowski**  
**Executive Race Director**  
**Bank of America Chicago Marathon**

Carey Pinkowski has served as executive race director of the Bank of America Chicago Marathon since 1990. During his tenure, he has grown the event into one of the largest marathons in the world with 40,659 finishers representing all 50 states and more than 100 foreign countries in 2014.

As executive race director, Pinkowski is responsible for all facets of the race. Under his leadership, the Bank of America Chicago Marathon has posted three world records: Morocco's Khalid Khannouchi (1999), Kenya's Catherine Ndereba (2001) and Great Britain's Paula Radcliffe (2002).

In 2006, Pinkowski, along with his race director colleagues at the Boston, London, Berlin and New York City marathons, formed the World Marathon Majors. Now including the Tokyo Marathon, the six-race series awards an annual \$1 million prize purse to the world's top male and female marathon runners.

Pinkowski is also responsible for designing the Bank of America Chicago Marathon course—which features 29 distinct Chicago neighborhoods and is world-renowned for its speed—and coordinating event logistics with dozens of city, state and federal agencies. As a result of his expertise, he was tagged by the Chicago 2016 committee to design the marathon course for Chicago's 2016 Olympic bid.

Under Pinkowski's leadership, the Bank of America Chicago Marathon has delivered far more than fast marathon performances. Each year, the event generates an economic impact on the City of Chicago of \$254 million, and, since 2002, the event's charity program has helped raise more than \$132 million for local, national and global causes.

For his efforts, Pinkowski has received numerous awards including the Illinois Track & Cross Country Coaches Association Meritorious Service to the Youth of Illinois Award (1998), Chicago Area Runners Association Gold Medal Award for Event Production (1999), MarathonFoto/Road Race Management Race Director of the Year Award presented by Running Times magazine (2001), Runner's World magazine's Best Race Director Award (2002), the National Distance Running Hall of Fame's Fred Lebow Award (2004), and USA Track & Field's Allan Steinfeld Award for Lifetime Achievement in Men's Long Distance Running (2009).

Pinkowski is a member of the Indiana Athletic Hall of Fame and the Running USA Hall of Champions.

**Dr. George T. Chiampas**  
**Medical Director**  
**Bank of America Chicago Marathon**

Dr. Chiampas is an assistant professor in the Department of Emergency Medicine at the Feinberg School of Medicine at Northwestern University and Northwestern Memorial Hospital. He is the founder and co-director of Chicago Cardiac Arrest and Resuscitation and Educational Services (CCARES), a foundation that promotes public education, awareness, training and legislation on sudden cardiac death.

Dr. Chiampas has served as Bank of America Chicago Marathon Medical Director since 2007. During this time the Chicago Marathon has become a global leader in operational safety and emergency preparedness and response in mass event incidents. Dr. Chiampas is a past president and current board member of the International Institute for Race Medicine (IIRM), which promotes runner and race safety globally.

Additionally, Dr. Chiampas has served as a team physician for U.S. Soccer and the U.S. men's national team since 2006. He is a team physician for the Chicago Blackhawks and previously with Northwestern University Athletics, serving as interim head team physician at Northwestern from 2011-2013. He serves on the Gatorade Sports Science Institute (GSSI) speakers' panel.

Dr. Chiampas has authored numerous scientific publications and he has lectured at academic conferences and scientific meetings throughout the world. His primary topics of interest and expertise are mass event and community preparedness and safety, sports injuries, and sudden cardiac death survival and public awareness through CPR and AED availability.

He chairs the public safety and prevention committee for the Chicago Medical Society. His professional goal is to enhance sports and public safety for individual and team sports through mass event emergency preparedness.

**Bank of America Chicago Marathon staff**  
**Chicago Event Management**

Carey Pinkowski, CEO & President / Executive Race Director  
Michael Nishi, Executive Vice President, Business Development & Operations  
George Chiampas, Medical Director  
Eileen Hurley, Vice President, Sponsorship & Business Development  
Paul Brackey, Sr. Director, Sales & Expo  
Summer Howard, Sr. Director, Client Strategy & Integration  
Jenna Olson, Sr. Director, Finance & Administration  
Paul Farmer, Sr. Director, Information Technology  
Sean Barus, Director, Operations Management  
Janet Raugust, Creative Director  
David Waskowski, Director, Participant Services

Jaclyn Braun	Kirk Razon
Cat Cannon	Brad Rogstad
Emma Cook	Melissa Ryder
Cindy Hamilton	Alex Sawyer
Christian Hoffer	Keri Serota
Sandhya Krishnan	Charles Wiegand
Barb Kummerer	Tracey Wilson
Emily Luzzo	
Ale Pocius	

**Bank of America**

Tim Maloney, Illinois President, Bank of America  
Diane Wagner, SVP, Media Relations

Charles Greenstein, Global Sponsorship Marketing Executive  
Joseph Smith, SVP, Global Sponsorship Marketing

Suzanne Burton-Kirdahy, Strategic Marketing Executive  
Cindy Nguyen Thomas, SVP, Enterprise Marketing

## 2015 Bank of America Chicago Marathon Sponsors

### Official Sponsors

Abbott	Merrill Lynch
Advocate Health Care	Molex
American Airlines	Nike
Gatorade	TAG Heuer
Liberty Mutual Insurance	Tata Consultancy Services

### Supporting Sponsors

Aquafina	Mariano's
Athletico	McDonald's
Goose Island	PowerBar
Lexus	

### Associate Sponsors

Blue Plate	Park Grill Restaurant
Compeed	Philips Medical Systems
Deloitte	SmartyPants Vitamins
Hilton Chicago Hotel	SOS Technologies
Kashi	Tylenol
Naked Grape	

### Media Sponsors

670 Score Radio	Lagardere Unlimited Media
Chicago Athlete	NBC 5 Chicago
Chicago Transit Authority	Runner's World Magazine
Chicago Tribune	WXRT Radio

### Community Partner

Chicago Park District

### Vender Partners

City Scents Flowers & Gifts	ParkWhiz
Divvy Bike Share	PODS
GO Airport Express	Stratus Video Interpreting
MarathonFoto	TSMGI

Media interested in acquiring additional information about sponsorship at the Bank of America Chicago Marathon should send inquiries to Christian Hoffer ([christian.hoffer@bankofamerica.com](mailto:christian.hoffer@bankofamerica.com)).

## Abbott Celebrates Living Fully Through the Power of Health as an Official Sponsor of the 2015 Bank of America Chicago Marathon

ABBOTT PARK, IL— In its second year as an Official Sponsor of the Bank of America Chicago Marathon, Abbott will again demonstrate its commitment to helping people achieve their goals through good health. From experienced runners and wheelchair racers to first-time participants, marathons prove that when people are at their healthiest, they can do more, achieve more and experience more in life.

Abbott's sponsorship of the 2015 Bank of America Chicago Marathon, which takes place in the global healthcare company's hometown, complements its title sponsorship of the Abbott World Marathon Majors (AWMM), which the company announced at the same race last year. Abbott has since celebrated and supported tens of thousands of marathon participants at the Tokyo Marathon, the Boston Marathon, the Virgin Money London Marathon and the BMW Berlin-Marathon. Next month, Abbott will celebrate people living active, healthy lives at the TCS New York City Marathon – the sixth iconic race in the AWMM series.

This year, Abbott will again be the title sponsor of the pre-race Abbott Health & Fitness Expo. Abbott will invite the expected 140,000 runners and supporters to its booth to describe what living fully means to them. All over the world, people have their own ideas about how this looks and feels. But there's one thing they have in common: they each want to live the best life they can. Abbott is asking a million people to share their stories, and invites Expo participants to take part in interactive quizzes and other experiences to express what they do to become their best possible selves (Find out more at [lifetothefullest.abbott](http://lifetothefullest.abbott)).

Those who participate at the Abbott Pavilion by taking a quiz will be entered for a chance to win a free entry to the 2016 Bank of America Chicago Marathon. In addition, Abbott will host on-stage presentations featuring topics about what people can do when they are at their healthiest.

For the thousands of registered participants – including approximately 30 Abbott employees from around the world – Abbott will again have a high-energy "Cheer Zone," just as it did at the 2014 Bank of America Chicago Marathon, and earlier this year in Tokyo, London and Berlin, where Abbott also has a large employee base. Abbott employees and families will come out by the hundreds to cheer people on at mile 25 and celebrate what people can do through their best health and the right will and determination.

As title sponsor of the Abbott World Marathon Majors, Abbott is encouraging the sharing of health "best practices" among the six iconic races that make up the series. At the Bank of America Chicago Marathon, Abbott will provide portable blood analysis systems called the i-STAT®, which perform commonly ordered blood tests – such as those for checking heart function or monitoring physical exertion – within minutes and empowers the marathon medical staff to administer care onsite.

"Marathoners bring to life the idea that when people are at their healthiest, they can tap their potential and achieve remarkable things," said Elaine Leavenworth, senior vice president, chief marketing and external affairs officer at Abbott.

"Through our partnership with the Bank of America Chicago Marathon, we're thrilled to celebrate all the participants, who are dedicated to preparing their minds and bodies to accomplish such an amazing feat."

"We are inspired by the thousands of people who train for and participate in the Bank of America Chicago Marathon. They are extremely driven to reach a personal goal, which is anchored in the power of living a healthy life," said Carey Pinkowski, executive race director, Bank of America Chicago Marathon. "As a company committed to healthy living and with deep Chicago roots, Abbott is an ideal partner."

To learn about how Abbott is helping people achieve their goals through the power of health, and to take the quiz on what a full life means to you, please visit [LifeToTheFullest.Abbott](http://LifeToTheFullest.Abbott)

## About Abbott

At Abbott, we're committed to helping you live your best possible life through the power of health. For more than 125 years, we've brought new products and technologies to the world—in nutrition, diagnostics, medical devices and branded generic pharmaceuticals—that create more possibilities for more people at all stages of life. Today, 73,000 of us are working to help people live not just longer, but better, in the more than 150 countries we serve.

Connect with us at [www.abbott.com](http://www.abbott.com), on Facebook at [www.facebook.com/Abbott](http://www.facebook.com/Abbott) and on Twitter @AbbottNews and @AbbottGlobal.

## Abbott Media

Christine Cavallaro, (224) 668-6317  
Scott Stoffel, (224) 668-5201

## Molex Named Official Sponsor of the Bank of America Chicago Marathon

### Multi-year sponsorship of iconic race reinforces corporate commitment to health and fitness

LISLE, IL — Molex Incorporated, a leading global manufacturer of electronic solutions, is an official sponsor of the Bank of America Chicago Marathon on October 11, 2015. The Bank of America Chicago Marathon is part of the Abbott World Marathon Majors (AWMM) race series. The annual event makes a significant economic impact on the host city of Chicago and assists in raising millions of dollars for a variety of charitable organizations.

"The Bank of America Chicago Marathon connects people from all walks of life and around the world who are committed to health and fitness. This aligns with our vision to provide innovative solutions for technology breakthroughs that help improve people's lives," said Martin Slark, CEO, Molex. "As an official sponsor, Molex is excited to show our spirit for Chicago and support one of the world's preeminent marathons."

The 2015 Bank of America Chicago Marathon marks the inaugural year of the Molex sponsorship, which extends through 2017. Molex will have booth presence in the Abbott Health and Fitness Expo and throughout the Chicago Marathon, including race day hospitality and information tents. A premier event that garners global recognition, the iconic 26.2-mile road race will start and finish in Chicago's Grant Park, and attract thousands of participants from across the nation and more than 100 countries. Approximately 1.7 million spectators cheered on runners at last year's marathon and millions more watch the televised coverage. The prestigious event draws an elite field of athletes and charity participants who run through 29 Chicago neighborhoods.

"We are excited to welcome Molex as a new sponsor of the Bank of America Chicago Marathon," said Carey Pinkowski, Bank of America Chicago Marathon executive race director. "The marathon gives runners the opportunity to challenge themselves, train hard and strive to achieve a personal best, and on race day we all share in their success. Molex and our other partners recognize healthy lifestyles and hard work as building blocks for world-class achievements."

Molex supports health and fitness year-round through a variety of sponsorships and related initiatives that encourage employee and community activities. The Bank of America Chicago Marathon sponsorship will provide opportunities for Molex employees to get involved as runners, volunteers and spectators.

For more information about Molex, please visit [www.molex.com/marathon](http://www.molex.com/marathon).

## About Molex Incorporated

Providing more than connectors, Molex delivers complete interconnect solutions for a number of markets including: data communications, telecommunications, consumer electronics, industrial, automotive, commercial vehicle, aerospace and defense, medical, and lighting. Established in 1938, the company operates 50 manufacturing locations in 17 countries. The Molex website is [www.molex.com](http://www.molex.com). Follow us at [www.twitter.com/molexconnectors](https://twitter.com/molexconnectors), watch our videos at [www.youtube.com/molexconnectors](https://www.youtube.com/molexconnectors), connect with us at [www.facebook.com/molexconnectors](http://www.facebook.com/molexconnectors) and read our blog at [www.connector.com](http://www.connector.com).

Molex is a registered trademark of Molex Incorporated.

## For Editorial Information

Christa Carroll  
Senior Vice President  
Outlook Marketing Services  
630.408.9164  
Christa@outlookmarketingsrv.com

Susan Armitage  
Vice President, Corporate Communications  
Molex Incorporated  
630.527.4561  
Susan.Armitage@molex.com

## Bank of America Chicago Marathon Chooses Runner's World as Media Partner

CHICAGO, IL AND EMMAUS, PA – Runner's World announced it has signed a three-year agreement to become a media partner of the Bank of America Chicago Marathon, beginning in 2015. This year's event will feature the Runner's World Stage at the Abbott Health & Fitness Expo at the McCormick Place Convention Center, October 9-10.

During the Chicago Marathon weekend, the Runner's World Stage will feature Runner's World Chief Running Officer Bart Yasso hosting running-related seminars and speakers designed to entertain and inform Expo patrons, as well as prepare starters of the Chicago Marathon to run their best race with last minute strategy, advice, health tips and answers.

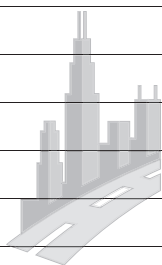
"Our participants look to Runner's World for industry-leading news as well as practical, step-by-step advice for a successful marathon," said Carey Pinkowski, executive race director of the Bank of America Chicago Marathon. "Bringing to life that support will be a key benefit for our runners, many of whom are taking on 26.2 miles for the first time."

"Working with the Bank of America Chicago Marathon is such a great fit for the Runner's World brand," said David Willey, Runner's World editor-in-chief. "We are always working to engage our readers and users where they live, and where they run, and Chicago annually draws more of them than any other race. I can't wait to get there in October and see our brand come to life on such a vibrant stage for running."

The partnership will expand in 2016 to include the newly-rebranded Runner's World VIP program (formerly the Runner's World Challenge). For the first time, the Bank of America Chicago Marathon will provide runners an unparalleled experience backed by Runner's World. The program will begin with nutrition guidance, access to an exclusive online community featuring advice from Runner's World editors and experts, motivational emails, a private strategy session, a shakeout run with Runner's World editors and other amenities. The Runner's World VIP program shines on race day with private gear check, private breakfast area and bathrooms pre-race, while post-race features private massage, food, bag pick-up and family meeting area to celebrate the finish in style and comfort.

## About Runner's World

Rodale's Runner's World, the largest and most influential media brand in the running space, is the essential guide for everyone who runs. The brand provides all runners—men and women, from beginners to hardcore marathoners—with the advice and information they need to pursue their goals, the inspiration and entertainment they crave, and a sense of authentic community they won't find anywhere else. Runner's World is everywhere its readers and customers are—in print, online, on-screen and on the ground. Through authentic events such as the award-winning Runner's World Challenge, the award-winning Runner's World Half & Festival ([www.RWHalf.com](http://www.RWHalf.com)), and the Runner's World Heartbreak Hill Half & Festival ([www.HHHalf.com](http://www.HHHalf.com)), Runner's World editors forge deep connections and have meaningful interactions with our readers as an organic part of the running community. Runner's World publishes 18 international editions: Argentina, Australia/New Zealand, Belgium, Brazil, China, France, Germany, Italy, Mexico, The Netherlands, Norway, Poland, South Africa, Spain, Sweden, Turkey, United Kingdom and the United States. For digital updates, visit [www.runnersworld.com](http://www.runnersworld.com), Twitter (@runnersworld), Facebook (Runner's World Magazine), Instagram (@runnersworldmag), and Pinterest (<https://www.pinterest.com/runnersworld/>).



**Bank of America**



**Chicago  
Marathon®**